





**London
Research
Centre**

Demographic
and Statistical
Studies

**London Borough Council Elections
7 May 1998**

**including the
Greater London
Authority
referendum results**



**London
Research
Centre**

Demographic
and Statistical
Studies

**London
Borough
Council
Elections
7 May 1998**

including the
Greater London Authority
Referendum results

Michael Minors
Dennis Grenham

with commentary by
Tony Travers, London School of
Economics

**British Library
Cataloguing In
Publication Data**

A catalogue record
for this book is available
from the British Library

ISBN 1 85261 276 2

Copyright
London Research Centre
1998

81 Black Prince Road
London SE1 7SZ
0171 787 5611
Fax 0171 787 5606

Contents

page

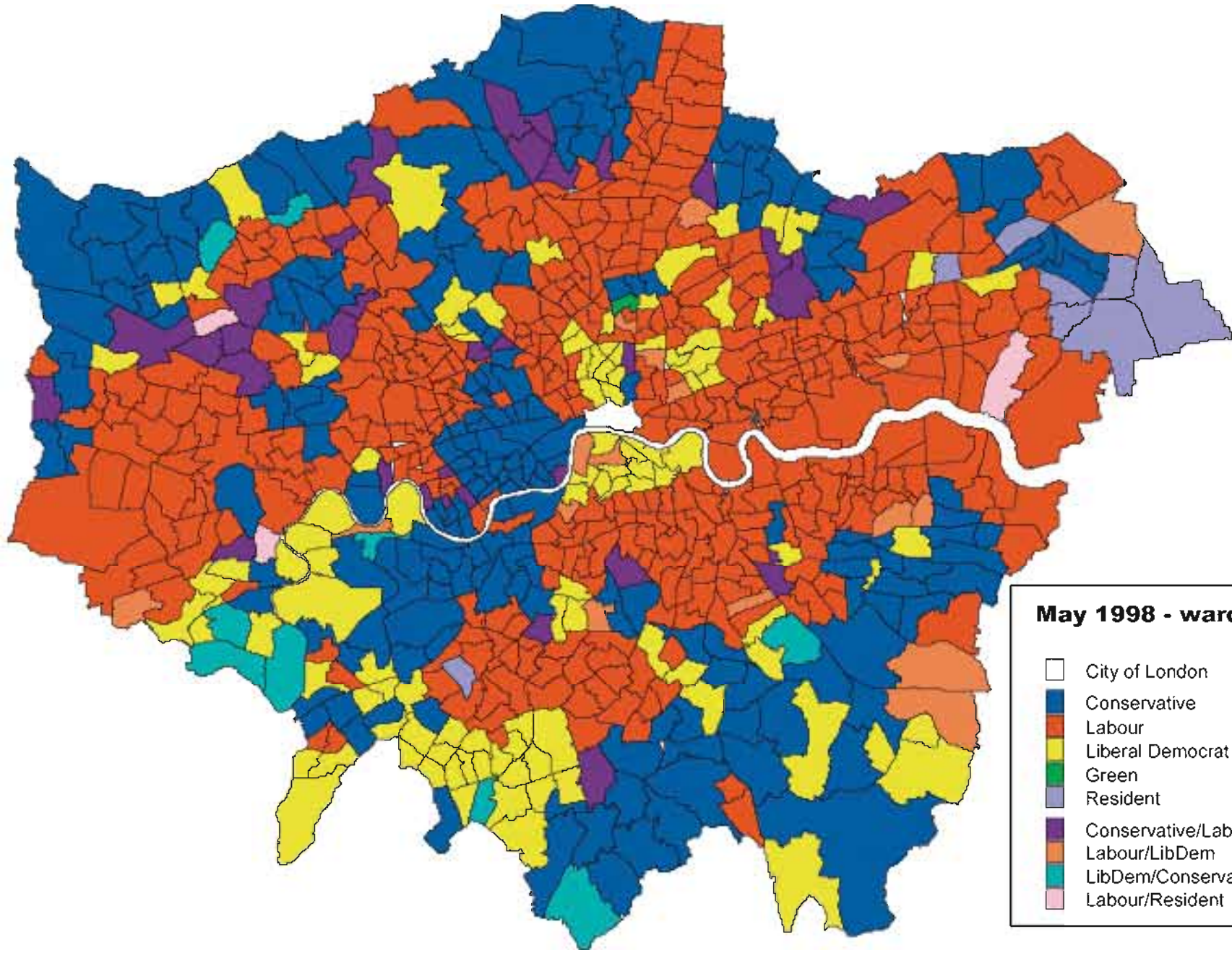
iv	Previous publications on elections in London
v	State of the political parties in the new councils
vii	Maps
xi	Commentary
xvii	Technical notes
xix	Summary of election facts and figures, 1998
xxiii	Number of candidates and votes per party (including key to party codes)
1	Results
187	Voting Statistics
221	Parliamentary constituency summary
225	Greater London Authority referendum results
229	Full list of candidates in the 1998 election

Previous publications on elections in London

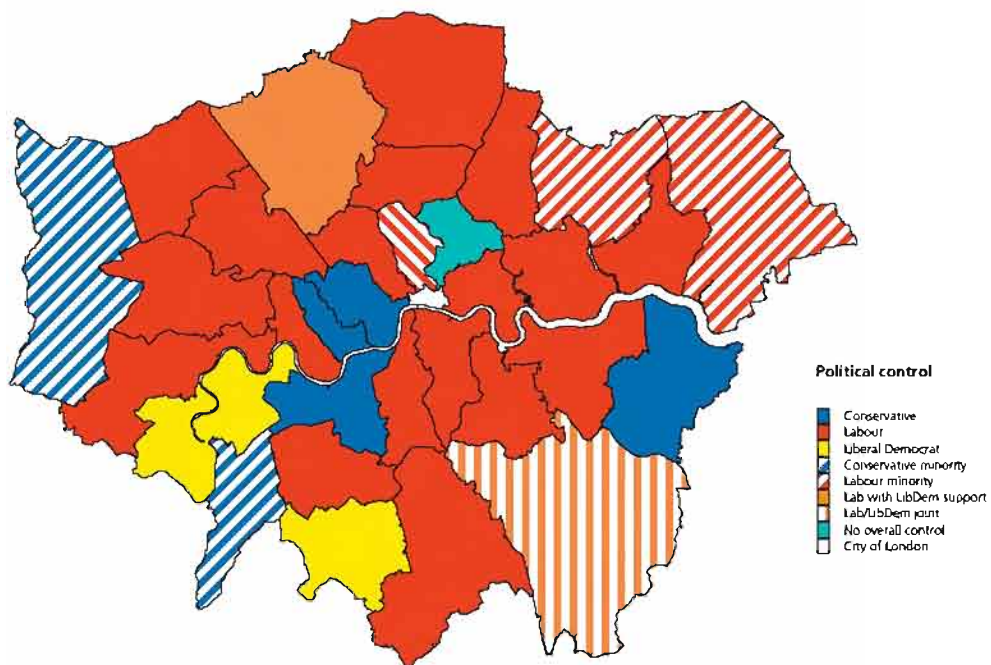
General Election of Greater London Councillors - 9 April 1964
London Borough Council Elections - 7 May 1964
General Election of Greater London Councillors - 13 April 1967
London Borough Council Elections - 9 May 1968
Greater London Council Elections - 9 April 1970
London Borough Council Elections - 13 May 1971
Greater London Council Elections - 12 April 1973
London Borough Council Elections - 2 May 1974
Greater London Council Elections - 5 May 1977
London Borough Council Elections - 4 May 1978
Greater London Council Elections - 7 May 1981
London Borough Council Elections - 6 May 1982
London Borough Council Elections - 8 May 1986
Inner London Education Authority Direct Elections - 8 May 1986
London Borough Council Elections - 3 May 1990
London Borough Council By-elections - May 1990 to May 1994
London Borough Council Elections - 5 May 1994

State of the political parties in the new councils

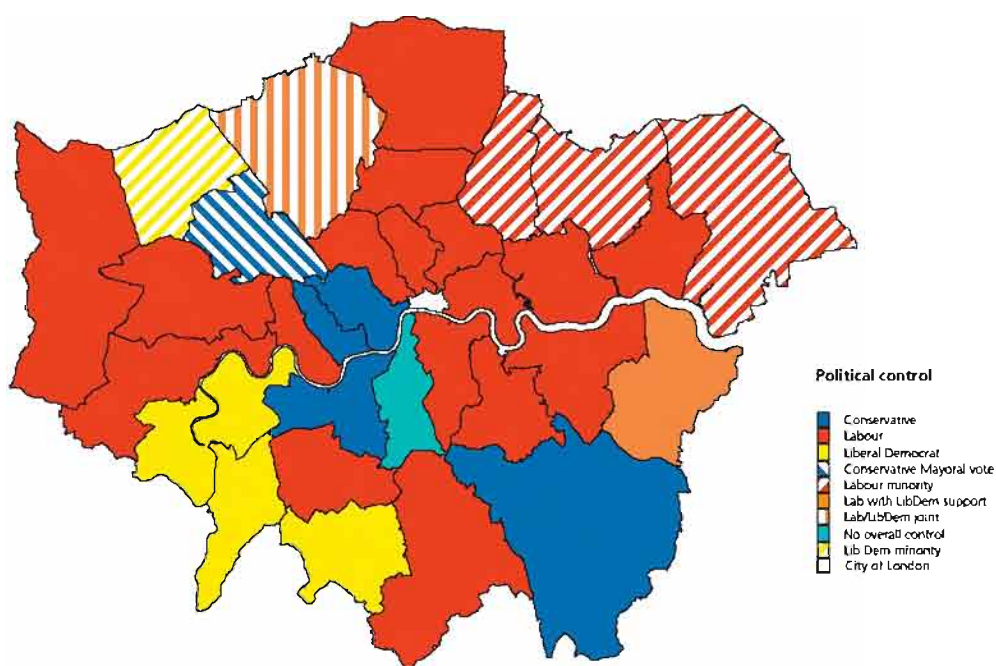
	LAB	CON	LD	REA	LABCP	IRE	GRE	IC	total
Barking and Dagenham	47	-	1	3	-	-	-	-	51
Barnet	26	28	6	-	-	-	-	-	60
Bexley	24	32	6	-	-	-	-	-	62
Brent	43	19	4	-	-	-	-	-	66
Bromley	7	28	25	-	-	-	-	-	60
Camden	43	10	6	-	-	-	-	-	59
Croydon	29	31	1	-	9	-	-	-	70
Ealing	53	15	3	-	-	-	-	-	71
Enfield	43	23	-	-	-	-	-	-	66
Greenwich	52	8	2	-	-	-	-	-	62
Hackney	29	12	17	-	-	-	2	-	60
Hammersmith and Fulham	36	14	-	-	-	-	-	-	50
Haringey	54	2	3	-	-	-	-	-	59
Harrow	32	20	9	-	-	2	-	-	63
Havering	29	14	3	17	-	-	-	-	63
Hillingdon	31	34	4	-	-	-	-	-	69
Hounslow	44	11	4	-	-	-	-	1	60
Islington	26	-	26	-	-	-	-	-	52
Kensington and Chelsea	15	39	-	-	-	-	-	-	54
Kingston upon Thames	10	21	19	-	-	-	-	-	50
Lambeth	41	5	18	-	-	-	-	-	64
Lewisham	61	2	4	-	-	-	-	-	67
Merton	39	12	3	-	-	3	-	-	57
Newham	60	-	-	-	-	-	-	-	60
Redbridge	30	23	9	-	-	-	-	-	62
Richmond upon Thames	4	14	34	-	-	-	-	-	52
Southwark	33	4	27	-	-	-	-	-	64
Sutton	5	5	46	-	-	-	-	-	56
Tower Hamlets	40	-	9	-	1	-	-	-	50
Waltham Forest	30	15	12	-	-	-	-	-	57
Wandsworth	11	50	-	-	-	-	-	-	61
City of Westminster	13	47	-	-	-	-	-	-	60
London	1,040	538	301	20	10	5	2	1	1,917



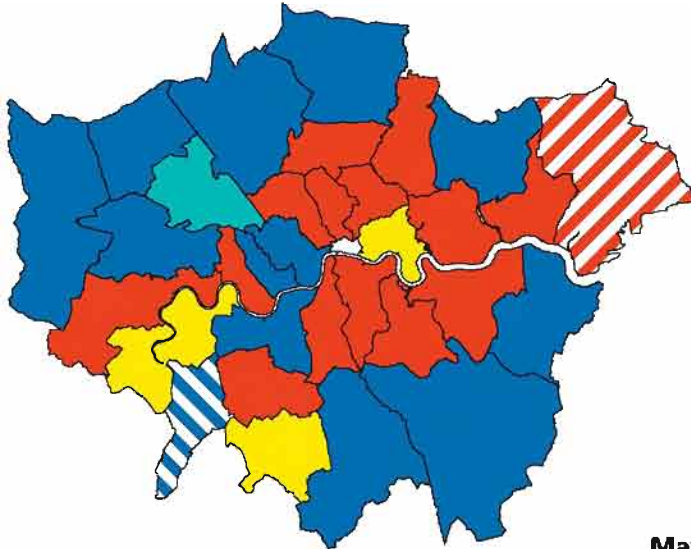
May 1998



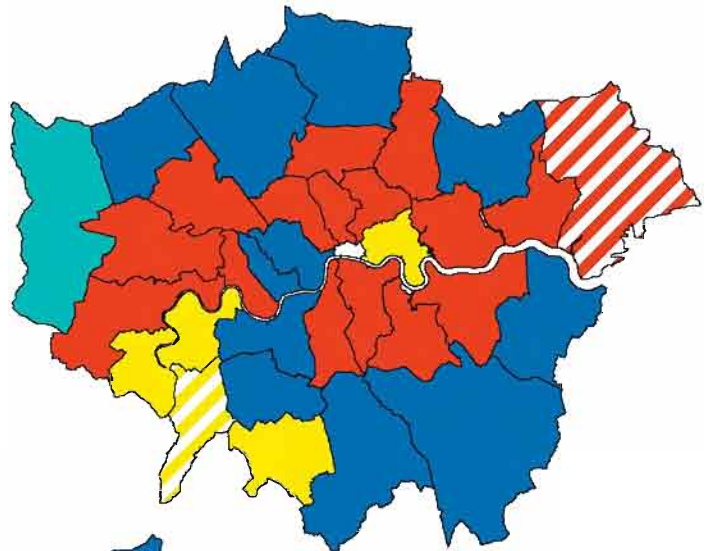
May 1994



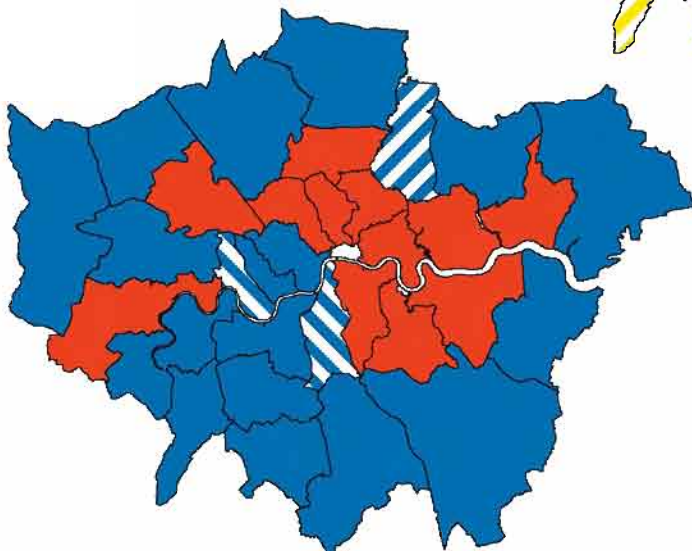
May 1990



May 1986

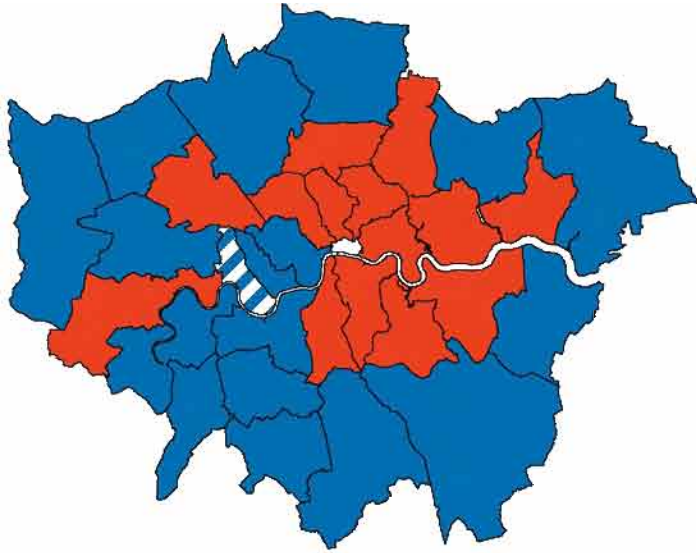


May 1982

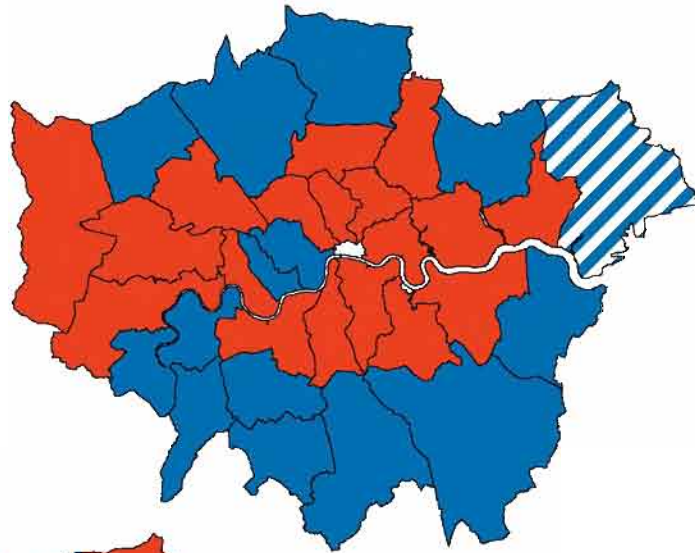


Political control	
	City of London
	Conservative
	Labour
	Liberal Democrat
	Conservative with Mayoral vote
	Labour minority
	Liberal Democrat minority
	No overall control


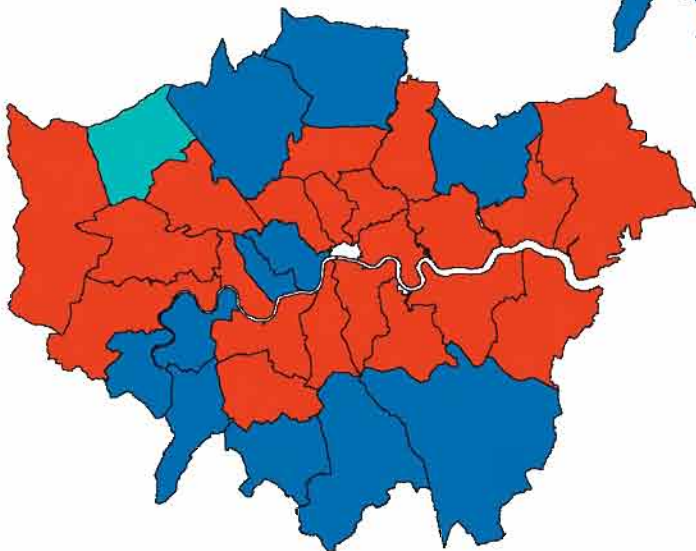
May 1978



May 1974



May 1971



Commentary

by Tony Travers

Director, Greater London Group, London School of Economics

The 1998 local elections will be remembered for two key reasons: first, the decision of the London electorate to approve the government's proposals to introduce a mayor and assembly for the capital and, second, the abysmal turnout in London and throughout the rest of the country.

Of those who chose to take part in the London elections, 72 per cent voted "Yes" to the idea of a mayor and assembly, while 28 per cent voted "No". This approval rating of almost 3 to 1 was similar to the results of many opinion polls taken in the years since the Greater London Council was abolished in 1986.

The results of the London borough elections saw surprisingly little change - as compared to 1994 - in the overall votes and seats won by each party. Labour won 40.5 per cent of the votes in 1998, down from 41.5 per cent in 1994. The Conservatives' share of the vote rose from 31.3 to 32.3 per cent, suggesting a swing of one per cent from Labour to the Tories since 1994. The Liberal Democrats share of the vote fell from 21.8 per cent to 20.6 per cent.

The borough elections

Table 1 summarises the percentage of votes cast for each major party in 1994 and 1998, also showing the number of seats won and changes between the two years.

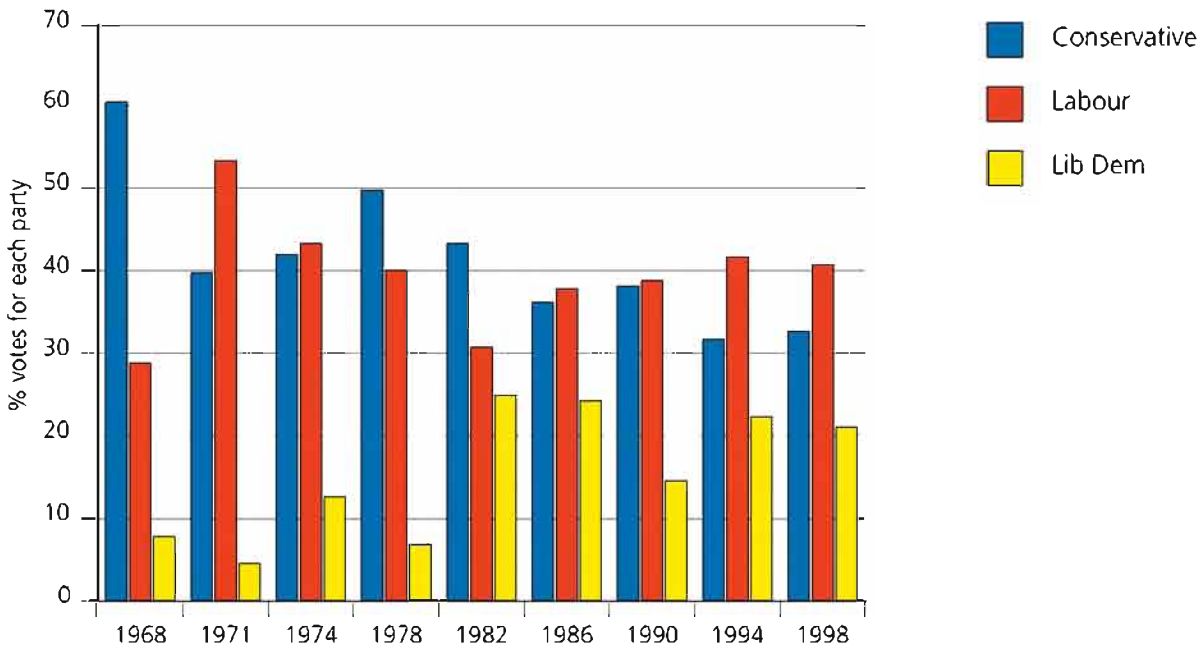
Both Labour and the Conservatives saw a net increase in seats. The Liberal Democrats lost seats overall. Figure 1 (overleaf) shows the percentage of votes for each party in every election since 1968. In my commentary to the 1994 elections, I put forward the view that London borough election results are less volatile now than in the 1960s and 1970s. The 1998 results were as close to a stalemate as any borough elections since the original contest in 1964.

The backdrop to the elections was a period of continuing political popularity for the Labour government elected in May 1997. National opinion polls suggested Labour enjoyed the support of over 50 per cent of the electorate, with the Conservatives trailing below 30 per cent. In the borough elections, Labour under-performed their national poll ratings, while the Liberal

Table 1 Percentage of votes cast and number of seats won, 1994 and 1998

	% votes cast			councillors elected		
	1994	1998	change	1994	1998	change
Labour	41.5	40.5	- 1.0	1,044	1050	+ 6
Conservatives	31.3	32.3	+1.0	519	538	+19
Liberal Democrats	21.8	20.6	-1.2	323	301	- 22
Others	5.4	6.7	+1.3	31	28	- 3

Figure 1 Votes for major parties in London borough elections, 1968 to 1998



Democrats over-performed.

Figure 2 shows the number of councils won by each party in all the borough elections since 1964. Labour (18) enjoyed a net gain of one in the number of councils controlled in 1998 as compared with 1994 while the Conservatives (4) saw no net change. The Liberal Democrats saw their tally decline from three to two, while the number of boroughs under no overall control stayed at eight: the largest-ever total in London.

Within the overall totals for Labour and the Conservatives, there were losses and gains. Labour won overall control of Harrow, Brent, Lambeth and Waltham Forest from no overall control. But they lost Hillingdon, Islington and Hackney to NOC. (Labour had effectively lost control of Hackney before the 1998 elections). The Conservatives won Bexley from NOC, but lost neighbouring Bromley to NOC. The Liberal Democrats lost Kingston to NOC. Table 2 summarises all changes in political control.

In addition to the 18 boroughs they control outright, Labour runs Islington with the

casting vote of the mayor. It also runs minority administrations in authorities such as Havering and Redbridge. Barnet and Bromley are run by official Labour-Liberal Democrat partnerships. There is therefore no question that Labour will be in control of the Association of London Government and other city-wide committees. During the Parliamentary stages of the legislation to enact the proposed Greater London Authority, Labour in central government will face a Labour-controlled London.

Minor parties fared as badly as ever in the 1998 borough elections. The Greens won just two seats (taking 50 per cent of the vote in North Defoe ward in Hackney). Ratepayers won 20, 17 of which were in Havering. The British National Party vote generally slumped in those wards where they stood candidates both in 1994 and 1998.

All three major parties could reasonably claim the 1998 London elections as a success. Labour held the position they had won in 1994, during the mid-term of a spectacularly-unpopular

Figure 2 Votes for major parties in London borough elections, 1968 to 1998

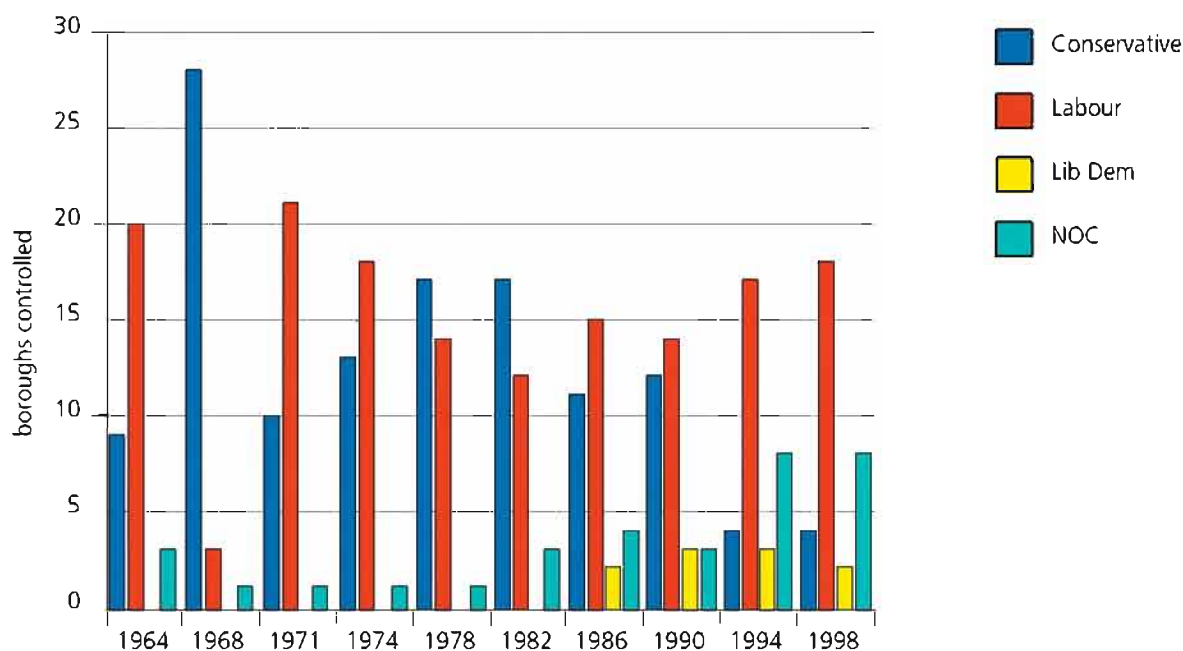


Table 2 Changes in political control following 1998 London borough elections

Read vertically for 1994 political control
Read horizontally for 1998 political control

	CON	LAB	LD	NOC
CON	Kensington and Chelsea Wandsworth Westminster			Bexley
LAB		Barking and Dagenham Camden Croydon Ealing Enfield Greenwich Hammersmith and Fulham Haringey Hounslow Lewisham Merton Newham Southwark Tower Hamlets		Brent Harrow Lambeth Waltham Forest
LD			Richmond upon Thames Sutton	
NOC	Bromley	Hackney Hillingdon Islington	Kingston upon Thames	Barnet Havering Redbridge

Tory government. The Conservatives enjoyed a small swing to them from Labour despite their continued poor showing in national opinion polls. The Liberal Democrats lost 22 seats and control of Kingston, but maintained over 300 seats throughout the capital - still close to their all-time high (323 in 1994). In truth, one year after a general election which Labour won, the Conservatives might have hoped to do rather better than the slim gains they made.

The turnout in the borough elections was 34.7 per cent, down from 46.1 per cent in 1994 and 48.2 per cent in 1990. Indeed, the turnout figure was the lowest ever recorded, even below those in the late 1960s and early 1970s when there were still many uncontested seats in parts of the capital.

Turnouts ranged from 45 per cent in Richmond to 25 per cent in Barking and Dagenham. The highest turnout within a single ward was 53.3 per cent (Ruskin - Southwark), followed by Eltham Park (Greenwich) at 53.1 per cent and Coulsdon East (Croydon) at 51.1 per cent. The lowest ward turnout in the capital was 17.8 per cent (Thamesmead Moorings - Greenwich). Wards in Greenwich saw the three lowest turnouts in London in 1998.

The only crumb of comfort is that the turnout in local elections outside London - on the same day - was even lower. Nevertheless, the truth remains

that only one third of the London electorate bothered to turn out for local elections that take place in the capital only once in four years. Turnouts in London borough elections had been gently rising before 1998. The boroughs will need to make efforts to ensure an increased turnout in 2002. The effect of such low turnouts will surely be to encourage the centre to be radical in its expected reforms of local government.

There is little doubt that the relatively small number of electors who bothered to vote did so in a thoughtful way. Administrations that were seen as providing effective services and/or which set low council taxes were rewarded by continued control. Those which were judged to have failed to deliver (or where there were awkward local issues) lost ground. Thus, for example, Wandsworth and Enfield saw their existing majorities increase. Bromley, Islington and Kingston upon Thames fell to no overall control.

Only a handful of London authorities could now be considered absolutely "safe": on the basis of recent years, only Barking and Dagenham, Newham and Kensington and Chelsea appear absolutely rock solid for one party. Newham returned 60 Labour councillors and none from any other party. Authorities such as Westminster, Wandsworth and Haringey look almost impossible to lose by the party now in control, though Parliamentary voting suggests a greater propensity to vote for other parties at general elections.

Five out of the eight authorities that were within no overall control after 1994 (Harrow, Lambeth, Waltham Forest, Brent and Bexley) moved to majority party control in 1998. However, these five were replaced by five more (Bromley, Hackney, Hillingdon, Islington and Kingston): Londoners now appear to have little fear of "no overall control".

Table 3 Support for GLA: most and least enthusiastic boroughs

Most enthusiastic		Least enthusiastic	
	"Yes" votes %		"Yes" votes %
Haringey	83.8	Bromley	57.1
Lambeth	81.8	Havering	60.5
Hackney	81.6	City of London	63.0
Islington	81.5	Hillingdon	63.1
Newham	81.4	Bexley	63.3

The referendum

The government decided to declare the results of the May 1998 referendum on a borough-by-borough basis. This makes it possible to see which boroughs supported the idea of a Greater London Authority most strongly and those which were least enthusiastic. Table 3 below shows the top five and the bottom five boroughs in terms of their support for the GLA.

In each case, the remainder of the votes (ie 100 - 83.8 = 16.2 per cent) were cast against the government's proposals. Despite the low referendum turnout (34.6 per cent), all 32 boroughs and the City voted in favour of the GLA. There had been little opposition to the proposals in the run up to election date. All three major parties had campaigned for a "Yes" vote, albeit with reservations on the part of the Conservatives and the Liberal Democrats. The very lack of such opposition may have contributed to the low turnout.

The referendum led to a significant number of rejected ballot papers. There were typically two or three times as many rejected ballot papers for the referendum than for the borough elections. It appears that a minority of the electorate was confused by the need to vote twice. Anecdotal evidence suggests some voters believed the

referendum was actually the mayoral election.

While the government can take heart from an endorsement by every London borough, there are other messages which both the government and mayoral candidates will have to take into account in the months ahead. Victorian (largely inner) London was far more enthusiastic than inter-war (largely outer) London in supporting the GLA. Boroughs with big Labour majorities tended to vote "Yes" while there was greater scepticism where Labour was not in control. People most committed to the mayor and assembly appear to live in Labour-run inner London, while the non-Labour suburbs are most sceptical.

None of this is particularly surprising. It was Bromley councillors, after all, who took the GLC to court over its fares policy. Leading elected members from Bromley, Wandsworth, Westminster and Croydon have been most visible over the years in opposing London-wide government. On the other hand, inner London had had a history of being within a succession of London-wide authorities from 1855 to 1986. The message for the government and for mayoral candidates is that outer London will need attention from the GLA if its citizens are not to feel excluded from the benefits of the new system of government.

Table 4 Comparisons of election results in 1997 and 1998

		Lab	Con	LD	Others
Battersea	1997 GE	50.7	39.4	7.3	2.5
	1998 LB	34.2	55.9	6.1	3.8
Southgate	1997 GE	44.2	41.1	10.7	4.0
	1998 LB	40.3	43.5	13.3	2.8
Harrow East	1997 GE	52.5	35.4	8.2	3.8
	1998 LB	45.1	32.7	21.2	1.0

Comparing 1998 borough elections with the 1997 general election

The 1998 borough elections took place almost exactly one year after the 1997 general election. Inevitably, the local elections were seen by commentators as the first major test of the Labour administration's electoral popularity. Overall, the conclusion drawn by national psephologists was that Labour were under-performing their apparent opinion poll lead, but were still more-or-less as popular as they had been a year previously.

In London it appears that the electorate was less willing to vote Labour (and more willing to vote Conservative and, in some cases, Liberal Democrat) in the 1998 local elections than in the 1997 general election. If the 1998 borough results are recalculated into notional parliamentary constituencies, the clear pattern that emerges is one where the Conservatives do better (and often much better) in 1998 than their general election performance in 1997.

Table 4 below shows the 1997 and 1998 results for Battersea (Wandsworth) and Southgate (Enfield).

These results have been selected to show that results in 1998 were different - and different in different ways - from those in the previous year's general election. In Battersea, where the sitting Conservative MP had been ejected in 1997, the Tories won comfortably in 1998. Doubtless Wandsworth's low council tax had much to do with this huge shift of votes: thousands of people who voted for a Labour MP prefer a low-taxing Conservative council.

In Southgate, where Michael Portillo lost, there was a swing of about three percent from Labour to the Conservatives, only just enough to reverse the previous year's result. Whereas in Harrow East both Labour and the Conservatives lost votes to

the Liberal Democrats. In short, there really is no such thing as a consistent swing (of the kind so loved by psephologists) in London local politics.

Conclusion

The London elections of 7 May 1998 will be remembered as the point where Londoners voted by 3 to 1 to resurrect London-wide government. The Greater London Authority will start work early in the next decade. It will be London's fourth city-wide authority since 1855 (following the Metropolitan Board of Works, the London County Council and the Greater London Council). The elections for the mayor and assembly will take place before the next round of borough elections are due in 2002.

It is also possible that London will soon move from all-out elections every four years to a system where one third of councillors come up for election in three years out of four. The latter system already operates in all the districts within the other six metropolitan areas of England and in a number of other authorities. The government will decide whether or not to change the electoral arrangements for the boroughs as part of wider local government reforms to be determined during 1998 and 1999.

Whatever arrangements are made for the future, the boroughs now appear to be significantly independent of overall national trends. Of course, it is certain that at some future point there will be a big shift of support away from the Labour government, and that such a move will have an influence on London politics. The Conservatives will - at some point - win their way back into all corners of the capital. But even then there will be substantial local factors influencing local election results. London has broken free of the tyranny of the "national swing".

Technical notes

The London Borough Councils

The London boroughs were constituted under the London Government Act, 1963 and the first elections to the new councils were held on 7 May 1964. Prior to 1976, councillors were elected at general elections held every three years but as a result of an order made under the Local Government Act, 1972, the term of office of members of London borough councils was increased to four years. The number of wards in a borough varies from 19 in Richmond upon Thames and Tower Hamlets to 36 in Greenwich, with from 1 to 3 councillors elected for each ward. London borough councils have from 50 to 71 members. Electors have as many votes as there are councillors in each ward. Before 1978 each council included aldermen, to a maximum of one sixth of the councillors, elected by the councillors from among themselves or from persons qualified to be councillors. Under the Local Government Act, 1972, the office of alderman of a London borough council ceased to exist after the 1978 elections. The mayor of each borough is elected annually by each council from among the councillors.

City of London

The Corporation of London is constituted differently to the London boroughs and is therefore, not included in the borough council election results. It consists of common councilmen and aldermen in addition to the Lord Mayor. The aldermen are elected for life by the ward voters (who include business as well as resident voters).

Tables and Calculations

The main results and the share of the votes by party have been combined to provide a single section for each London borough giving all the most important information. This appears between pages 1 and 185.

The general method for calculating share of the votes follows that used in 1994. For the purposes of calculating vote share, residents' associations, independent residents and tenants and residents

have been combined into a single grouping which is given the abbreviation RES in the borough statistics.

All percentage vote figures include a correction to reduce the errors due both to parties or groups failing to nominate candidates for all seats in a ward, and to the differing numbers of seats in wards within and between boroughs. The correction chosen is the use of average votes per candidate for any given party or group. Percentages are based on the sum of average votes for a ward or borough, which is thus used as an estimate of the total number of valid votes cast in a single seat election. Percentages do not necessarily add to 100 due to rounding.

Candidates' Names

Candidates' principal names are shown as they appear on the nomination papers and other names by which they may be known locally have been excluded.

Acknowledgements

Once again we should like to thank the Returning Officers of the London boroughs who supplied the basic information presented in this volume and Councillors David Williams and Stephen Knight of Richmond upon Thames, and Stephen Giles-Medhurst and Paul Burrett, who provided additional help. Our thanks are also due to the many other members and officers of the London boroughs who were instrumental in improving the quality of our information.

Maps

The maps relating to the 1994 and 1998 elections use the boundary as at 1 April 1996 and there are thus minor discrepancies in the 1994 map for boroughs which had been subject to changes in 1995 and 1996.

Detailed notes are also provided at the head of individual sections.

Summary of election facts and figures, 1998

	1998	1994	1990
Total number of candidates	5,840	5,838	5,782
Total number of seats	1,917	1,917	1,914
Total number of seats contested	1,914	1,917	1,911
Average number of candidates per seat	3.05	3.05	3.02
Total electorate	5,010,999	4,872,088	4,967,756
Number voting (1 ward uncontested in 1990 and 1998)	1,738,868	2,246,179	2,389,455
Percentage voting	34.75	46.10	48.17
Ballot papers included in the count			
Number of votes cast on the day	1,692,158	2,210,902	2,360,229
Number of postal votes	46,710	35,277	29,226
Total number of rejected ballot papers			
Lacking the official mark	267	201	402
Voting for more candidates than entitled	1,642	1,621	1,682
Marked so that the voter could be identified	271	357	346
Unmarked or wholly void	8,648	3,361	3,035
Total number of valid ballot papers	1,728,040	2,240,639	2,383,990

Number of Councillors elected in London, 1964-98

	CON	LAB	LD	other	total
7.5.98	538	1,050	301	28	1,917
5.5.94	519	1,044	323	31	1,917
3.5.90	731	925	229	29	1,914
8.5.86	685	957	249	23	1,914
6.5.82	980	781	124	29	1,914
4.5.78	960	882	30	36	1,908
4.5.74	713	1,090	27	37	1,867
13.5.71	597	1,221	9	36	1,863
9.5.68	1,438	350	10	65	1,863
7.5.64	668	1,112	13	66	1,859

% share of the poll in London, 1968-98

	% poll	CON	LAB	LD	other
7.5.98	34.7	32.3	40.5	20.6	6.7
5.5.94	46.1	31.3	41.5	21.8	5.4
3.5.90	48.1	37.8	38.3	14.1	9.7
8.5.86	45.4	35.8	37.4	23.8	3.1
6.5.82	43.8	43.0	30.4	24.6	2.0
4.5.78	42.9	49.6	39.6	6.4	4.4
4.5.74	36.3	41.7	42.9	12.3	3.1
13.5.71	38.7	39.4	53.1	4.2	3.3
9.5.68	35.8	60.1	28.3	7.2	4.4

* Care should be taken when comparing these percentages. Four different methods have been used for these calculations over the years, but all methods should produce broadly similar results. Thus comparison is still possible.

Turnout

The turnout of voters across the 32 boroughs as a whole was 34.7% the lowest in over 35 years (1964 was 35.7%). Turnout figures for individual boroughs varied widely:

Highest borough	Richmond upon Thames	45.0%
Lowest borough	Barking and Dagenham	25.4%

Turnout in individual wards ranged from a low of 17.8% in Thamesmead Moorings to 50.2% in Darwin.

Five highest wards	Ruskin	Southwark	53.3%
	Eltham Park	Greenwich	53.1%
	Coulsdon East	Croydon	51.1%
	Palewell	Richmond upon Thames	50.5%
	Darwin	Bromley	50.2%

Five lowest wards	River	Barking and Dagenham	20.7%
	Becontree	Barking and Dagenham	19.8%
	Arsenal	Greenwich	19.0%
	Nightingale	Greenwich	18.9%
	Thamesmead Moorings	Greenwich	17.8%

The Conservative Party

Highest borough Conservative vote	City of Westminster	55.1%
Lowest borough Conservative vote	Barking and Dagenham	3.3%

Five highest ward Conservative votes:

Chase Cross	Havering	81.0%
Belgrave	City of Westminster	77.7%
Hans Town	Kensington and Chelsea	77.5%
Darwin	Bromley	75.2%
Royal Hospital	Kensington and Chelsea	74.6%

Five lowest ward Conservative votes:

Wenlock	Hackney	3.0%
Burgess	Southwark	3.0%
Leyton	Waltham Forest	3.0%
Browning	Southwark	2.8%
Sussex	Islington	2.0%

The Labour Party

Highest borough Labour vote	Barking and Dagenham	67.2%
Lowest borough Labour vote	Sutton	17.1%

Five highest ward Labour votes:

Arsenal	Greenwich	87.1%
Kings Park	Hackney	85.4%
Glyndon	Greenwich	82.1%
Kensington	Newham	80.1%
Evelyn	Lewisham	79.7%

Five lowest ward Labour votes:

Carshalton Beeches	Sutton	8.6%
Biggin Hill	Bromley	8.1%
Crofton	Bromley	7.2%
Cheam South	Sutton	5.9%
Belmont	Sutton	5.1%

Liberal Democrats

Highest borough Lib Dem vote	Sutton	51.3%
Lowest borough Lib Dem vote	Havering	5.7%

Five highest ward Lib Dem votes:

Park	Tower Hamlets	71.5%
Bricklayers	Southwark	68.5%
Sutton Central	Sutton	68.5%
St Peter	Islington	67.6%
Rosehill	Sutton	67.5%

Five lowest ward Lib Dem votes:

Earlsfield	Wandsworth	4.6%
St Mary's Park	Wandsworth	4.6%
Queen's Park	City of Westminster	3.8%
Cranham East	Havering	3.3%
Cranham West	Havering	0.9%

Number of candidates and votes by party

Party	Code	Votes	Candidates	Elected	
Labour	LAB	1,755,944	1,905	1,040	
Labour and Co-operative	LABCP		13,649	12	10
	<i>Labour total</i>		<i>1,769,593</i>	<i>1,917</i>	<i>1,050</i>
Conservative	CON		1,383,664	1,805	538
Liberal Democrat	LD		866,386	1,580	301
Green	GRE	61,702	257	2	
Residents' Association	REA		44,221	45	20
Independent Resident	IRE		16,284	28	5
Tenants and Residents	TR		275	2	-
	<i>Residents' total</i>		<i>60,505</i>	<i>73</i>	<i>25</i>
Independent	IND		12,047	51	-
Socialist Labour	SLAB		10,663	43	-
British National Party	BNP		5,738	30	-
Independent Liberal Democrat	ILD		3,758	6	-
Isleworth Community	IC		3,726	9	1
Newham Independent	NIND		2,490	9	-
Socialist Party	SP		1,774	8	-
Independent Labour	ILAB		1,710	6	-
Independent Democrat	ID		1,058	4	-
Third Way	TW		2	-	-
Socialist Alliance	SA		561	6	-
UK Independent	UKIND		539	3	-
National Democrats	ND		535	3	-
National Front	NF		438	2	-
Independent Conservative	ICON		425	2	-
Fellowship F	375		1	-	-
Monster Raving Looney	MRL		359	4	-
Communist	COM		339	3	-
Poplar Party	POP		323	3	-
Independent Green	IGRE		279	1	-
Greenwich People against cuts	GP		198	3	-
Socialist Alliance/Communist Party	SACOM		185	3	-
Liberal Party	LIB		117	1	-
Corrective Party	C		74	1	-
Natural Law Party	NLP		41	1	-
Independent Liberal	ILIB		15	1	-
Total		4,190,468	5,838	1,917	

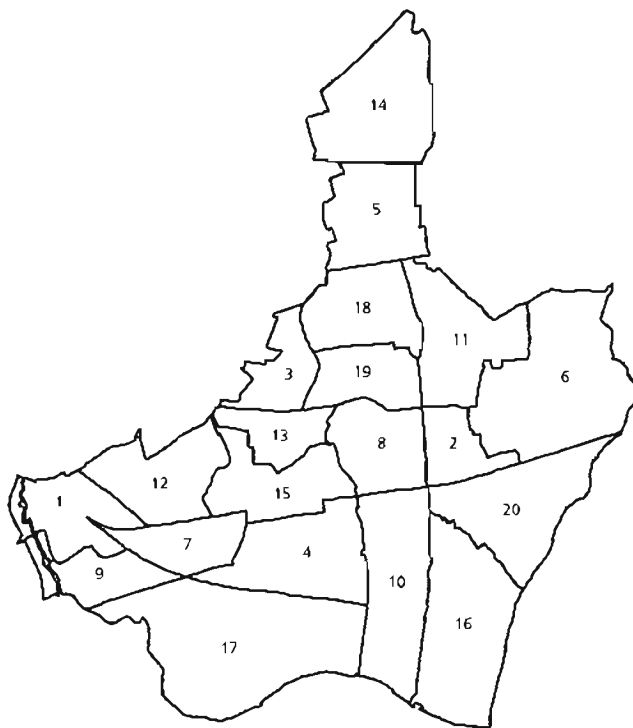
In addition the following codes appear in by-elections:

Militant Labour	MLAB
United Democratic Party	UDP
Social Democratic Party	SDP

Barking and Dagenham

Labour administration

1	Abbey	11	Heath
2	Alibon	12	Longbridge
3	Becontree	13	Manor
4	Cambell	14	Marks Gate
5	Chadwell Heath	15	Parsloes
6	Eastbrook	16	River
7	Eastbury	17	Thames
8	Fanshawe	18	Triptons
9	Gascoigne	19	Valence
10	Goresbrook	20	Village



State of the parties, 1964-98

	CON	LAB	LD	other	total
7.5.98	-	47	1	3	51
5.5.94	-	47	1	3	51
3.5.90	-	44	1	3	48
8.5.86	3	35	5	5	48
6.5.82	3	37	3	5	48
4.5.78	3	42	-	3	48
4.5.74	-	45	-	4	49
13.5.71	-	45	-	4	49
9.5.68	13	32	-	4	49
7.5.64	-	45	-	4	49

% share of the poll, 1964-98

	% poll	CON	LAB	LD	other
7.5.98	25.4	3.3	67.2	23.2	6.2
5.5.94	38.7	3.3	71.3	18.3	7.0
3.5.90	38.6	15.3	70.2	10.4	4.1
8.5.86	34.9	11.2	57.7	22.5	8.6
6.5.82	33.7	22.6	50.5	14.8	12.0
4.5.78	34.0	22.2	63.6	4.5	9.7
4.5.74	26.7	10.8	74.5	6.5	8.2
13.5.71	32.3	11.4	81.7	0.9	6.0
9.5.68	25.2	34.0	51.8	3.9	10.3
7.5.64	29.1	17.2	68.7	8.4	5.7

Changes 1994-98

	CON	LAB	LD	other	total
Old council 98	-	46	1	3	50
Vacancies	-	1	-	-	1
By-elections	-	-	-	-	-
Allegiance changes	-	-	-	-	-
New council 94	-	47	1	3	51

General statistics

		Barking and Dagenham	London
May 1998	Electorate	112,374	5,010,999
May 1994	Electorate	114,450	4,872,088
Mid 1998 (LRC)	Resident population aged 18 and over	117,900	5,443,900
Mid 1994 (ONS)	Resident population aged 18 and over	116,700	5,409,200
May 1998	% unemployed	5.9	6.7
May 1994	% unemployed	12.5	12.9
April 1998	Band 'D' council tax	£698	£687
April 1994	Band 'D' council tax	£513	£534

% share of the poll

	Date	%poll	CON	LAB	LD	IND	others
Abbey	7.5.98	27.3	-	71.5	28.5		
	5.5.94	39.7	8.0	60.9	12.0	19.1	
Alibon	7.5.98	24.1	13.5	72.0	14.5		
	5.5.94	36.9	-	84.9	15.1		
Becontree	7.5.98	19.8	-	73.9	26.1		
	5.5.94	34.0	-	81.3	18.7		
Cambell	7.5.98	23.4	-	79.6	20.4		
	5.5.94	38.3	-	83.6	16.4		
Chadwell Heath	7.5.98	31.7	9.5	27.6	-	RES	
	5.5.94	40.6	6.4	38.3	6.2	62.8	49.1
Eastbrook	7.5.98	25.1	-	71.9	28.1		
	5.5.94	35.1	-	83.4	16.6		
Eastbury	7.5.98	40.1	-	48.4	51.6		
	5.5.94	56.1	-	49.2	50.8		
Fanshawe	7.5.98	24.7	-	72.5	27.5		
	5.5.94	37.4	-	82.4	17.6		
Gascoigne	7.5.98	23.4	-	77.7	22.3		
	5.5.94	34.5	-	61.3	38.7		
Goresbrook	7.5.98	24.5	-	66.9	33.1		
	5.5.94	38.3	-	83.7	16.3		
Heath	7.5.98	23.7	16.9	68.7	14.3		
	5.5.94	36.8	-	90.7	9.3		
Longbridge	7.5.98	30.2	-	57.0	43.0		
	5.5.94	45.3	26.6	50.0	23.5		
Manor	7.5.98	22.9	-	77.0	23.0		
<i>by-election</i>	9.11.95	16.6	-	86.7	13.3		
	5.5.94	38.3	-	81.7	18.3		
Marks Gate	7.5.98	25.0	-	78.3	21.7		
	5.5.94	37.4	-	77.7	22.3		
Parsloes	7.5.98	23.5	-	76.7	23.3		
<i>by-election</i>	9.11.95	22.3	-	57.1	8.8	34.1	
	5.5.94	38.8	-	48.8	13.4	37.8	
River	7.5.98	20.7	-	73.7	26.3		
	5.5.94	33.6	-	79.9	20.1		
Thames	7.5.98	30.2	-	72.3	5.5	RES	BNP
	5.5.94	46.5	-	76.9	10.1	22.3	- 12.9
Triptons	7.5.98	23.7	-	78.3	21.7		
	5.5.94	35.8	-	83.5	16.5		
Valence	7.5.98	22.2	-	74.2	25.8		
	5.5.94	38.4	-	82.0	18.0		
Village	7.5.98	23.5	17.3	70.2	12.5		
	5.5.94	36.9	9.1	79.8	11.1		

Results

Abbey

No change

Barking

Alexander, Jeannette L.	LAB	1,223
Bramley, Graham J.	LAB	1,054
Fani, Mohammed A.R.	LAB	976
Beadle, Brian B.	LD	495
Clay, Sheila	LD	453
Jebb, Siobhan	LD	349

Alibon

No change

Dagenham

Wade, Terence G.W.	LAB	727
White, Ernest J.	LAB	678
Kelly, Catherine	LD	141
Beatty, Malcolm J	CON	132

Becontree

No change

Barking

Bradley, Edith E.	LAB	754
Wainwright, John P.	LAB	610
Stepton, Anthony D.	LD	241

Cambell

No change

Barking

Rawlinson, Joan E.	LAB	1,074
Porter, Jeffrey W.	LAB	1,047
van Roten, June M.	LAB	1,041
Mailey, Michael J.	LD	289
Kelly, John	LD	250

Chadwell Heath

No change

Dagenham

Curtis, Ronald J.	REA	1,347
Gibbs, Albert	REA	1,344
Jeyes, Robert J.E.	REA	1,287
Beckett, Donna C.	LAB	619
Melia, Peter J.	LAB	593
Andah, Nana-Aba	LAB	537
Justice, Mary B	CON	201

Eastbrook

No change

Dagenham

Bunn, Lawrence E.	LAB	1,238
Collins, Leonard A.	LAB	1,089
Summerfield, Sidney	LAB	1,077
Churchman, Graham E.	LD	444

Eastbury

No change

Barking

Churchman, Stephen W.	LD	870
Manley, Patrick J.	LAB	833
Felton, Daniel J	LD	668
Miles, David S.	LAB	607

Fanshawe

No change

Dagenham

Jones, Frederick C.	LAB	1,092
Collins, Herbert J.	LAB	1,065
Parkin, Raymond B.	LAB	927
Chapman, Winifred E.	LD	390

Gascoigne

No change

Barking

Flint, Kathleen J.	LAB	958
Rush, Valerie M.	LAB	851
McKenzie, Milton E.	LAB	800
Stepton, Claire D	LD	282
Tester, Bryan P.	LD	238
Pembroke, Robert S.	LD	229

Goresbrook

No change

Barking

Power, Terence P.	LAB	805
Thomas, Alan G.	LAB	723
Smith, Liam A.	LD	413
Downs, Peter B.	LD	344

Heath

No change

Dagenham

Fairbrass, Charles J.	LAB	1,150
Kallar, Sidney	LAB	1,075
Lawrence, John H.	LAB	1,002
Hallewell, Linda A.	CON	265
South, Alison J.	LD	251
Tester, Margaret L.	LD	197

Longbridge

No change

Barking

Baker, Madeleine G.	LAB	1,074
Bramley, Susan	LAB	1,069
Gill, Nirmal S.S.	LAB	870
Cooper, Alan H G	LD	786
Cooper, Jayne E.	LD	778
Downs, Edith M.	LD	713

Manor		No change
Barking		
Conyard, June	LAB	803
Hannah-Rogers, Rita P.	LAB	753
Boorman, David F.	LD	233

Marks Gate		No change
Dagenham		
Worby, Maureen M.	LAB	651
Pond, Colin T.W.	LAB	524
Pace, Anthony P.	LD	167
Jebb, Andrew	LD	159

Parsloes		No change
Barking		
Blake, Jean	LAB	763
Gill, Steven P.	LAB	700
Smith, Emma J.	LD	225
Churchman, Wendy M.	LD	220

River		No change
Dagenham		
Twomey, Patricia A.	LAB	768
Jamu, Inder S.	LAB	597
Downs, Hayley C.	LD	244

Thames		No change
Barking		
Shaw, George H.	LAB	941
Patient, Royston A.J.	LAB	914
Mussett, Edward T.A.	REA	287
Lambert, Charles S.	REA	285
Oram, David A.	LD	70

Triptons		No change
Dagenham		
Davis, John	LAB	1,167
West, Margaret M.	LAB	1,011
Geddes, Cameron	LAB	920
Griffin, June W.	LD	297
South, Paul R	LD	275

Valence		No change
Dagenham		
Osborn, Bryan M.	LAB	939
Bruce, Jean E.M.	LAB	915
Cridland, Vera W.	LAB	902
Storer, Sally A.	LD	320

Village		No change
Dagenham		
Golden, Katherine A.	LAB	1,146
Best, Darrin F.	LAB	1,112
Dale, William C.	LAB	1,041
Coombs, Kenneth M.	CON	280
Hallewell, Susan	CON	262
Pickford, Anthony J.	LD	209
Johnson, Trevor P.	LD	184

By-elections

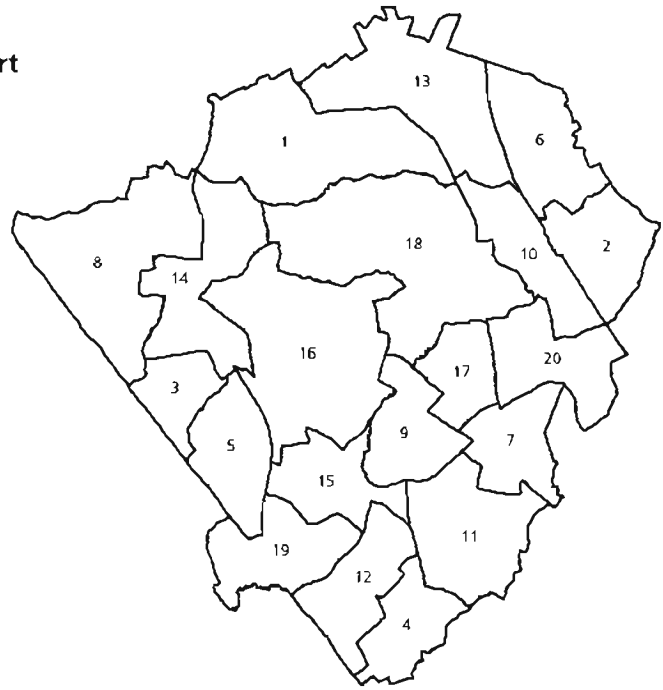
Manor		No change
<i>9 November 1995</i>		
Conyard, June	LAB	657
Oram, David A.	LD	101
<i>Resignation of Hannah-Rogers, Alastair (LAB)</i>		

Parsloes		No change
<i>9 November 1995</i>		
Gill, Steven P.	LAB	604
Broughton, John W.	ILAB	360
Cooper, Alan H.G.	LD	93
<i>Death of Butler, Joseph A. (LAB)</i>		

Barnet

Labour administration with Liberal Democrat support

1	Arkley	11	Garden Suburb
2	Brunswick Park	12	Golders Green
3	Burnt Oak	13	Hadley
4	Childs Hill	14	Hale
5	Colindale	15	Hendon
6	East Barnet	16	Mill Hill
7	East Finchley	17	St Paul's
8	Edgware	18	Totteridge
9	Finchley	19	West Hendon
10	Friern Barnet	20	Woodhouse



State of the parties, 1964-98

	CON	LAB	LD	other	total
7.5.98	28	26	6	-	60
5.5.94	29	25	6	-	60
3.5.90	39	18	3	-	60
8.5.86	39	18	3	-	60
6.5.82	48	12	-	-	60
4.5.78	49	10	-	1	60
4.5.74	42	17	-	1	60
13.5.71	43	17	-	-	60
9.5.68	56	3	1	-	60
7.5.64	37	13	6	-	56

% share of the poll, 1964-98

	% poll	CON	LAB	LD	other
7.5.98	35.9	38.5	40.0	16.3	5.3
5.5.94	45.4	36.7	40.1	19.4	3.8
3.5.90	50.0	45.9	35.2	10.1	8.8
8.5.86	42.0	43.4	30.5	22.6	3.5
6.5.82	43.3	48.8	23.9	26.2	1.1
4.5.78	43.6	57.1	30.4	9.8	2.7
4.5.74	39.1	48.3	33.1	17.5	1.1
13.5.71	36.8	49.4	37.8	11.6	1.2
9.5.68	40.8	62.5	17.0	20.3	0.3
7.5.64	46.1	43.5	28.7	27.1	0.6

Changes 1994-98

	CON	LAB	LD	other	total
Old council 98	27	24	6	-	57
Vacancies	2	1	-	-	3
By-elections	-	-	-	-	-
Allegiance changes	-	-	-	-	-
New council 94	29	25	6	-	60

General statistics

		Barnet	London
May 1998	Electorate	225,836	5,010,999
May 1994	Electorate	212,131	4,872,088
Mid 1998 (LRC)	Resident population aged 18 and over	241,700	5,443,900
Mid 1994 (ONS)	Resident population aged 18 and over	239,500	5,409,200
May 1998	% unemployed	4.4	6.7
May 1994	% unemployed	9.1	12.9
April 1998	Band 'D' council tax	£728	£687
April 1994	Band 'D' council tax	£569	£534

% share of the poll

	Date	%poll	CON	LAB	LD	others	
Arkley	7.5.98	39.4	39.3	46.7	9.9	GRE	
	5.5.94	49.3	33.4	49.9	16.7	4.0	
Brunswick Park	7.5.98	38.4	44.9	45.0	10.1		
	5.5.94	42.8	45.5	36.8	17.7		
Burnt Oak	7.5.98	27.4	15.2	75.4	9.5		
	5.5.94	42.8	13.3	72.2	8.5	6.0	
Childs Hill	7.5.98	35.6	26.0	30.9	43.1		
	5.5.94	44.1	28.6	20.1	51.3		
Colindale <i>by-election</i> <i>by-election</i>	7.5.98	23.1	18.1	62.7	12.9	GRE	UKIND
	14.3.96	24.9	15.3	70.6	9.2	6.3	
	14.11.96	16.8	20.5	71.0	8.5	2.6	2.3
	5.5.94	39.7	18.1	64.8	10.1	7.0	
East Barnet	7.5.98	40.8	42.1	43.4	8.9	GRE	
	5.5.94	48.3	36.0	44.0	20.0	5.6	
East Finchley	7.5.98	38.8	19.5	62.1	9.1	9.3	
	5.5.94	50.9	20.3	58.6	10.1	11.0	
Edgware <i>by-election</i>	7.5.98	28.9	49.9	36.4	9.4	4.4	
	14.11.96	21.1	48.4	46.0	5.6		
	5.5.94	39.4	48.7	33.6	17.6		
Finchley	7.5.98	38.8	46.0	35.5	9.5	8.9	
	5.5.94	46.4	48.7	30.1	15.3	5.9	
Friern Barnet	7.5.98	37.0	49.7	33.9	10.4	5.9	
	5.5.94	46.9	46.7	36.6	16.6		
Garden Suburb	7.5.98	42.0	53.8	11.3	28.8	6.1	
	5.5.94	42.2	43.5	16.5	40.0		
Golders Green	7.5.98	38.4	49.3	41.3	9.4		
	5.5.94	41.3	40.5	29.9	26.7	2.9	
Hadley	7.5.98	39.5	46.8	33.2	12.6	GRE	IND
	5.5.94	46.3	34.0	29.0	21.5	7.4	
						9.3	6.1
Hale	7.5.98	34.8	38.5	44.0	17.5		
	5.5.94	47.2	42.6	40.1	17.4		
Hendon <i>by-election</i>	7.5.98	31.5	37.1	27.3	30.2	GRE	
	14.11.96	22.7	36.2	33.1	30.7	5.4	
	5.5.94	40.1	43.4	30.9	18.2	7.5	
Mill Hill	7.5.98	37.2	25.2	14.4	56.8	3.6	
	5.5.94	44.3	39.0	20.5	40.5		
St Paul's	7.5.98	41.2	31.6	51.9	8.6	7.9	
	5.5.94	55.9	39.6	46.0	9.2	5.3	
Totteridge	7.5.98	38.6	54.9	27.6	10.5	GRE	NLP
	5.5.94	43.5	47.7	31.3	18.4	6.0	0.9
						-	2.6
West Hendon	7.5.98	28.6	34.7	48.0	11.3	GRE	
	5.5.94	39.1	27.0	52.8	13.0	6.1	
Woodhouse	7.5.98	37.5	27.1	53.9	9.2	9.8	
	5.5.94	55.5	36.2	52.8	11.0		

Results**Arkley**

No change

Chipping Barnet

Campbell, Anita	LAB	2,288
Coleman, Pamela	LAB	2,075
Coakley-Webb, Pauline V.M.	LAB	2,072
Johnson, Mark	CON	1,907
Knight, Andrew W.	CON	1,795
Mirza, Tony	CON	1,724
Godman, Victor F.	LD	470
Sullivan, Nicholas O.	LD	460
Cole, Michael M.	LD	441
Paranjpe, Aniel	GRE	186

Brunswick Park

1 LAB gain from CON

Chipping Barnet

Cooke, Geoffrey N.	LAB	1,826
Tambourides, Andreas	CON	1,781
Hillan, Lynne	CON	1,774
Rogers, Paul G	LAB	1,700
Marshall, Michael J.P.	LAB	1,689
Yacobi, Arik	CON	1,653
Finlayson, Peter J.	LD	446
Watkins, Peter D	LD	383
Wicksteed, Charles E.	LD	341

Burnt Oak

No change

Hendon

Turner, Allan J.	LAB	1,844
Williams, Alan J.	LAB	1,830
McFadyen, Linda R.	LAB	1,615
Edwards, Peter J.P.	CON	430
Bhatt, Urmil K.	CON	317
Dyall, Keith F	CON	316
Packer, Andrew	LD	289
Hatchett, Karen S.	LD	215
Feszczur, Henryk P	LD	159

Childs Hill

No change

Finchley and Golders Green

Cohen, Jack B.	LD	1,422
Palmer, Monroe E.	LD	1,407
Palmer, Susette S.	LD	1,380
Noble, Lorna	LAB	1,047
Fitzpatrick, Clare	LAB	1,015
Priddle, Keith T.	LAB	953
Miller, Jonathan	CON	872
Sugarman, Peter M.	CON	872
Shaw, Marc A	CON	790

Colindale

No change

Hendon

Chopra, Danish	LAB	1,715
Sargeant, Gillian W.	LAB	1,589
Rudolf, Nathaniel D.	LAB	1,464
Linton, Robert B.	CON	485
Patel, Kirit K	CON	452
Prentice, Yvonne W.	CON	437
Roycroft, Arthur J.	LD	337
Patton, Guy J.	LD	332
Roberts, Michael C	LD	315
Majmudar, Ketan K.	GRE	159

East Barnet

1 CON gain from LAB

Chipping Barnet

Jarvis, Elizabeth A.T.	LAB	2,041
Chopra, Usha K.	LAB	1,962
Evans, Olwen M.	CON	1,942
Ford, Zoe	CON	1,914
Sandford, Brenda E.A.	LAB	1,914
Hawthorn, James E.	CON	1,873
Keech, David J.	LD	432
Wardle, Elizabeth R	LD	423
Wheeler, Renee L.	LD	351
White, Raymond	GRE	256

East Finchley

Finchley and Golders Green

Gordon, Helen E.	LAB	2,750
Moore, Alison	LAB	2,547
Yeoman, Philip R.	LAB	2,529
Neville, Barry P.	CON	850
Freer, Michael W	CON	822
Old, Graham D	CON	786
Lynch, Noel T.	GRE	577
Arram, Joyce M.	LD	458
Edwards, Elinor T.	LD	358
Rose, Sally M.	GRE	355
Darrer, Thomas G.	LD	334
Vigay, Denis E.	GRE	237

Edgware

Hendon

Spencer, Anthony P.	CON	1,642
Lester, Malcolm E.	CON	1,592
Scannell, Joan	CON	1,532
Glass, Maree G.	LAB	1,206
Waterman, Harold	LAB	1,148
Sloam, Alan M	LAB	1,120
Farbey, Barbara A	LD	324
Burton, June D.	LD	323
Iwi, Diana C.	LD	247
Mulberg, Jonathan D.	GRE	141

Finchley

Finchley and Golders Green

Greenspan, Eva	CON	1,973
Sussman, Leslie	CON	1,882
Langstone, Barbara I.	CON	1,829
Furniss, Clare	LAB	1,523
Jacobs, Ilan A.	LAB	1,441
McGuirk, Mary P	LAB	1,425
Davis, Malcolm B.	LD	501
Gunstock, Ashley	GRE	365
Druiff, Rita D	LD	346
Watkins, Millicent J.	LD	332

No change

Friern Barnet

Chipping Barnet

Chapman, James J.	CON	2,107
Salinger, Brian L.	CON	1,966
Tiplady, John C.	CON	1,924
Houston, Ross S.	LAB	1,407
Roberts, Timothy J K	LAB	1,372
Mitra, Dilip K	LAB	1,310
Ferguson, Neil A.McL.	LD	446
Jordan, Tanya G.	LD	426
Wicksteed, Yvonne	LD	388
Dunn, Miranda J	GRE	238

Garden Suburb

Finchley and Golders Green

Marshall, John L.	CON	2,649
Skolar, Peter J.	CON	2,073
Naghar, Yasman	CON	2,024
Harris, Majorie A	LD	1,312
Hajioff, Steven	LD	1,229
Deller, Steven J.	LD	1,068
Kohll, Carol A.	LAB	531
Hulstrom, Anthony G.J	LAB	450
Napper, Polly A	LAB	443
Gunstock, Louise E.	GRE	256

Golders Green

Finchley and Golders Green

Cohen, Melvin	CON	1,946
Dunner, Abraham M.	CON	1,946
Harris, Christopher G.S.	CON	1,762
Robinson, David G.	LAB	1,617
Schneiderman, Alan	LAB	1,579
Staples, Matthew G B	LAB	1,533
Ellner, Olive V	LD	397
Lusher, Peter A.	LD	344
Kovar, Simon V.	LD	338

Hadley

Chipping Barnet

David, Katia	CON	2,674
Mammatt, Hazel E.	CON	2,654
Patel, Kantilal S.	CON	2,456
Campbell, Michael B	LAB	1,984
Haylett, Marianne	LAB	1,791
Williams, Lawrence E.	LAB	1,746
Marsh, Ronald	LD	785
Nowell, David A	LD	725
Povah, Brigid M	LD	594
Riley, Timothy	GRE	408

No change

No change

No change

No change

Hale			1 LAB gain from CON	Totteridge			No change
Hendon				Chipping Barnet			
Blomer, Steven E.	LAB	1,523		Lyon, Victor	CON	2,472	
Nyman, Ruth J.	LAB	1,498		Coleman, Brian J.	CON	2,457	
Gordon, Brian C.	CON	1,393		Edson, Kevin D.	CON	2,415	
Stern, Julian E.	LAB	1,379		Rounce, Katherine	LAB	1,273	
Slipman, Michael	CON	1,253		O'Donnell, Michael A.J	LAB	1,246	
Patel, Prafulla C.	CON	1,201		Spawls, Victoria M	LAB	1,171	
Creighton, James M.	LD	658		Brewer, Irene	LD	518	
Jacobs, Geoffrey A.	LD	557		Wildsmith, Anthony D.	LD	450	
Pattison, Jeremy R.	LD	532		Jordan, Gavin A.	LD	439	
				Boustred, Joy H.	GRE	268	
				Derksen, Diane	NLP	41	
Hendon			No change	West Hendon			No change
<u>Hendon</u>				<u>Hendon</u>			
Finn, Anthony H.	CON	1,487		Slocombe, Agnes C.	LAB	1,408	
Braun, Maureen	CON	1,349		Ghosh, Arun C.	LAB	1,407	
Sherling, Andrew M.	CON	1,293		Sodha, Ansuya V.	LAB	1,215	
Palin, Susan J.	LD	1,226		Fluss, James G.	CON	979	
Davies, Jonathan M.	LD	1,164		Shine, Angela	CON	978	
Ross, Aubrey E.	LAB	1,105		Braun, Rene A.	CON	954	
Deutsch, Francis	LAB	1,022		Coward, Richard J	LD	344	
Hooker, Sean J	LD	977		Dodd, Mary	LD	302	
Onokah, Margaret C.	LAB	912		Rodwell, Shirley J.	LD	299	
Theodorou, Georgia	GRE	200		Antoniou, Christine	GRE	171	
Mill Hill			No change	Woodhouse			No change
<u>Hendon</u>				<u>Woodhouse</u>			
Casey, Wayne J.	LD	2,469		Finchley and Golders Green			
Axworthy, Roger L.	LD	2,348		Cross, Stanley J.	LAB	2,521	
Davies, Jeremy E.	LD	2,339		Pearce, Beverley A.	LAB	2,358	
Gallagher, Mary P.	CON	1,083		Rawlings, Barry J.	LAB	2,288	
Martyn, Richard W.J.	CON	1,053		Russell, Mary E.J.M.	CON	1,236	
Pym, Leslie J.	CON	1,040		Treeby, Roy	CON	1,209	
Parnaby, William J	LAB	652		Yallouros, Peter	CON	1,160	
Bhattacharyya, Pijushkanti	LAB	622		Natelson, Solomon O.	GRE	435	
Samarasinhe, Mohan R.	LAB	535		Ive, David H.	LD	413	
Dunne, Gillian L.	GRE	152		Manson, Barrie R.	LD	407	
				Manson, Joy R.	LD	407	
St Paul's			No change				
Finchley and Golders Green							
Lyons, Kitty	LAB	2,332					
McGuirk, Katherine M.	LAB	2,214					
Tierney, James B.	LAB	2,182					
Phillips, Mary	CON	1,427					
Westbrook, Ida	CON	1,359					
Shrank, Jonathan Z	CON	1,308					
Beales, Joan S.	LD	421					
L'Estrange, Hugh S.	LD	362					
Vaswani, Edelgard	GRE	343					
Graber, Ingeborg	LD	336					

By-elections

Colindale

No change

14 March 1996

McKendry, Thomas A.	LAB	1,962
Maund, Alan R.	CON	425
Axworthy, Roger L.	LD	257
Crisp, Norman D.	GRE	71
Wright, Bernard P.	UKIND	65

*Death of Hillman, Ellis S. (LAB)***Colindale**

No change

14 November 1996

Chopra, Danish	LAB	1,339
Maund, Alan R.	CON	386
Axworthy, Roger L.	LD	160

*Death of McKendry, Thomas A. (LAB)***Edgware**

No change

14 November 1996

Spencer, Anthony P.	CON	1,189
Sloam, Alan M.	LAB	1,129
Jacobs, Geoffrey A.	LD	138

*Resignation of Czarny, Julian D. (CON)***Hendon**

No change

14 November 1996

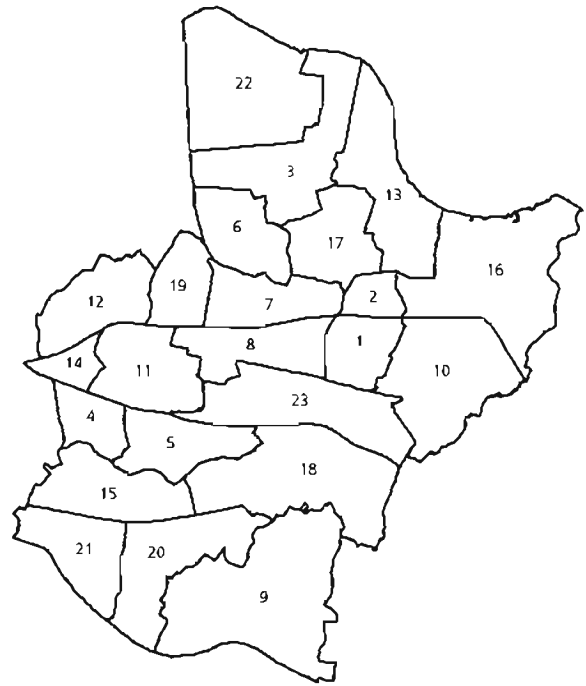
Sherling, Andrew M.	CON	970
Francombe, Colin S.	LAB	885
Palin, Susan J.	LD	821

Resignation of Bunn, Edward P. (CON)

Bexley

Conservative administration

- | | |
|-----------------------|-------------------------|
| 1 Barnehurst | 13 Erith |
| 2 Barnehurst North | 14 Falconwood |
| 3 Belvedere | 15 Lamorbey |
| 4 Blackfen | 16 North End |
| 5 Blendon and Penhill | 17 Northumberland Heath |
| 6 Bostall | 18 St Mary's |
| 7 Brampton | 19 St Michael's |
| 8 Christchurch | 20 Sidcup East |
| 9 Cray | 21 Sidcup West |
| 10 Crayford | 22 Thamesmead East |
| 11 Danson | 23 Upton |
| 12 East Wickham | |



State of the parties, 1964-98

	CON	LAB	LD	other	total
7.5.98	32	24	6	-	62
5.5.94	24	24	14	-	62
3.5.90	35	18	9	-	62
8.5.86	36	15	11	-	62
6.5.82	41	14	7	-	62
4.5.78	43	18	-	1	62
4.5.74	37	22	-	-	59
13.5.71	24	32	-	-	56
9.5.68	55	-	-	1	56
7.5.64	17	39	-	-	56

% share of the poll, 1964-98

	% poll	CON	LAB	LD	other
7.5.98	35.8	41.1	39.7	18.6	0.6
5.5.94	49.6	38.0	36.4	24.7	0.8
3.5.90	50.1	47.2	36.3	12.7	3.9
8.5.86	46.4	43.4	29.5	26.6	0.5
6.5.82	45.4	50.5	23.8	25.5	0.2
4.5.78	46.3	51.5	39.1	5.9	3.5
4.5.74	41.4	49.8	38.3	11.8	0.1
13.5.71	46.6	43.9	52.9	2.9	0.4
9.5.68	48.0	65.2	28.4	3.9	2.5
7.5.64	47.1	37.4	49.3	11.8	1.5

Changes 1994-98

	CON	LAB	LD	other	total
Old council 98	22	24	14	1	61
Vacancies	1	-	-	-	1
By-elections	-	-	-	-	-
Allegiance changes	-1	-	-	+1	-
New council 94	24	24	14	-	62

General statistics

		Bexley	London
May 1998	Electorate	166,311	5,010,999
May 1994	Electorate	165,450	4,872,088
Mid 1998 (LRC)	Resident population aged 18 and over	170,000	5,443,900
Mid 1994 (ONS)	Resident population aged 18 and over	169,800	5,409,200
May 1998	% unemployed	3.8	6.7
May 1994	% unemployed	8.3	12.9
April 1998	Band 'D' council tax	£695	£687
April 1994	Band 'D' council tax	£510	£534

% share of the poll

	Date	%poll	CON	LAB	LD	others		
Barnehurst	7.5.98	41.2	52.9	37.2	9.8			
	5.5.94	51.3	45.5	34.5	20.0			
Barnehurst North	7.5.98	46.5	43.9	46.6	9.5			
	5.5.94	63.0	40.9	42.9	16.2			
Belvedere	7.5.98	29.3	33.0	52.6	14.4			
	5.5.94	47.7	36.8	47.5	15.8			
Blackfen	7.5.98	38.7	40.3	27.7	32.0			
	5.5.94	53.1	37.1	22.5	40.5			
Blendon and Penhill	25.6.98	43.0	54.7	30.4	12.4	BNP		
	5.5.94	46.0	55.0	26.1	18.9	2.5		
Bostall	7.5.98	43.1	37.9	31.9	30.2			
	5.5.94	56.0	44.7	32.1	23.2			
Brampton	7.5.98	44.0	48.0	41.3	10.7			
	5.5.94	52.2	44.2	35.8	20.0			
Christchurch	7.5.98	38.0	44.2	27.6	28.2			
	5.5.94	50.3	35.4	22.4	42.2			
Cray	7.5.98	39.9	41.7	58.3	-			
	5.5.94	55.4	37.0	51.6	11.4			
Crayford	7.5.98	32.6	29.7	55.1	11.1	BNP		
	5.5.94	47.1	29.6	54.5	15.8	4.1		
Danson	7.5.98	33.9	23.7	26.5	49.8			
	5.5.94	50.5	22.1	20.7	57.1			
East Wickham	7.5.98	36.5	21.5	37.8	38.1	IND		
	5.5.94	51.0	23.1	34.3	42.6	2.7		
Erith <i>by-election</i>	7.5.98	25.1	28.4	61.0	10.6			
	5.12.96	20.6	20.2	64.5	6.0	9.3		
	5.5.94	44.3	33.1	53.5	13.4			
Falconwood	7.5.98	45.0	48.7	20.6	30.8			
	5.5.94	62.1	44.2	13.6	42.3			
Lamorbey	7.5.98	38.5	58.7	30.7	10.6			
	5.5.94	52.1	53.7	26.4	19.9			
North End	7.5.98	24.9	24.8	65.6	9.6			
	5.5.94	44.6	22.9	64.4	12.7			
Northumberland Heath <i>by-election</i>	7.5.98	31.3	34.0	55.2	10.8			
	20.4.95	38.4	18.7	63.2	16.0	2.1		
	5.5.94	49.8	33.9	52.0	14.1			
St Mary's	7.5.98	39.1	62.1	25.7	12.2			
	5.5.94	48.0	57.3	21.5	21.2			
St Michael's	7.5.98	38.5	22.2	41.2	36.5			
	5.5.94	54.4	23.1	34.4	42.5			
Sidcup East <i>by-election</i>	7.5.98	38.4	49.8	34.9	12.3	IND	MRL	NLP
	13.3.97	37.8	40.7	39.6	10.2	-	3.0	-
	5.5.94	49.3	43.9	26.5	14.2	9.1	-	0.4
Sidcup West	7.5.98	37.2	56.2	28.6	15.2	13.9	-	1.5
	5.5.94	48.6	52.1	24.5	23.4			
Thamesmead East <i>by-election</i>	7.5.98	21.2	21.8	61.5	16.7			
	7.12.95	13.4	12.3	67.1	20.6			
	5.5.94	35.7	25.7	57.5	16.8			

	Date	%poll	CON	LAB	LD	others
Upton	7.5.98	41.3	47.3	42.0	10.7	
	5.5.94	53.4	36.2	39.6	24.2	

Results

Barnehurst

No change

Bexleyheath and Crayford

Gillespie, Richard M.	CON	977
Brooks, Mark J.	CON	971
Murphy, Matthew J	LAB	706
White, Leslie J.	LAB	664
Atkins, Ann C.	LD	183
Cooke, Mary	LD	179

Barnehurst North

No change

Bexleyheath and Crayford

French, Elizabeth M.	LAB	681
Bowes, John V.	CON	642
Stanley, Michael H.	LD	139

Belvedere

No change

Erith and Thamesmead

Lucas, Richard	LAB	1,325
Hollamby, Peter	LAB	1,321
Cameron, Doreen A.	LAB	1,291
Mankerty, John	CON	842
Bowes, Patricia A	CON	834
Vick, Shirley J.	CON	791
Codd, Philip G	LD	385
Shrimpton, William F	LD	349
Hepworth, Benjamin M.	LD	340

Blackfen

2CON gains from LD

Old Bexley and Sidcup

Cammish, Margaret P.	CON	760
Garland, Christopher J.	CON	736
Hurren, Paul W.	LD	615
Scopes, Peter G	LD	575
Justham, Nina L.	LAB	558
Pegg, John R.	LAB	471

Blendon and Penhill *

No change

Old Bexley and Sidcup

Antenbring, Beatrice J.	CON	1,709
Sayers, Neil G.	CON	1,668
Partington, Ann	CON	1,658
Deadman, Catherine A	LAB	957
Prior, David A.	LAB	933
Slater, Gerda	LAB	907
Wagstaff, Peggy L.K.	LD	393
Hurren, Paul W	LD	383
Wright, Colin E.	LD	365
Smith, Colin	BNP	80
Smith, Pauline	BNP	75
Turner, Susan	BNP	73

Bostall

No change

Bexleyheath and Crayford

Morgan, Richard A.	CON	1,148
Clement, Ian S.	CON	1,123
Wilkinson, John P.	CON	1,113
Allen, Raymond C.	LAB	978
Montford, Francoise J	LD	942
Gale, Patrick J.	LAB	933
Robertson, Jean R.	LAB	932
Bone, Alan J	LD	887
Montford, David C.	LD	863

Brampton

No change

Bexleyheath and Crayford

French, Ronald H.	CON	1,582
O'Neill, Teresa A.J.	CON	1,560
Potter, Cheryl	CON	1,475
Brown, Ronald N	LAB	1,440
Cook, Edna R.	LAB	1,328
Muruako, Gabriel U.	LAB	1,210
Arklie, Heather M.	LD	361
Brand, John E.	LD	358
Lockington, Betty M.	LD	311

* Election held on 25 June 1998 following the death of a nominated candidate.

Christchurch

3 CON gains from LD

Bexleyheath and Crayford

Bailey, Linda J.	CON	1,310
Johnson, Gareth A.	CON	1,194
Massey, Sharon M.	CON	1,168
Davey, Margaret J.	LD	830
Ball, Patricia R.	LAB	801
Davey, Peter L W.	LD	767
Scutt, Alan	LAB	754
Smith, Peter B.	LD	747
Dawes, Colin	LAB	739

Cray

No change

Old Bexley and Sidcup

Briant, Joel R.	LAB	858
Justham, Richard J.	LAB	856
Harrington, John N.	CON	650
Hanson, John R.	CON	576

Crayford

No change

Bexleyheath and Crayford

Shepherd, John D.	LAB	1,475
Kelsey, Tonya	LAB	1,415
Perrin, Trevor V.	LAB	1,384
Stead, Robert S	CON	809
Reeve, Margaret	CON	753
Clement, Daisy E.L	CON	746
Cudmore, John C.	LD	312
Boyd, William J.	LD	307
Rigby, Agnes	LD	245
Smith, Colin	BNP	112
Smith, Pauline	BNP	106
Turner, Susan	BNP	97

Danson

No change

Old Bexley and Sidcup

Standen, Barry C.	LD	1,155
Shrimpton, Edward J.	LD	1,138
Fortune, Sylvia D.	LD	1,135
Downer, Richard J.	LAB	617
Perfict, Stephen E.	LAB	606
Shaw, John N.	LAB	599
Crouch, Michael	CON	582
Raggett, John B.	CON	535
Quieros, Gerald E.R.	CON	511

East Wickham

1 LAB gain from LD

Old Bexley and Sidcup

O'Hare, Nicholas	LD	1,143
Lawrenson, John	LAB	1,098
Oliver, Brian W.	LD	1,072
Slater, Stuart R.	LAB	1,068
Pieri, Maxine L.	LAB	1,060
Wright, Colin E.	LD	1,033
Connor, Terence K.	CON	642
Hadley, Peter E.M.	CON	609
Waters, John	CON	580
Wrench, Derek	IND	76

Erith

No change

Erith and Thamesmead

Browning, Ronald J.	LAB	1,183
Pearce, Teresa	LAB	1,114
O'Neill, Margaret A.	LAB	1,110
Wilkinson, Carol	CON	539
Gillespie, Bernard E	CON	529
Howe, Desmond J.J.	CON	515
Vince, Stanley W.	LD	221
Codd, Janette D	LD	188
Shrimpton, Margaret A	LD	184

Falconwood

No change

Old Bexley and Sidcup

Betts, Nigel P.	CON	641
Wetheridge, Eileen S.	LD	405
Aston, Patrizia	LAB	271

Lamorbey

No change

Old Bexley and Sidcup

Holland, Graham R.	CON	1,796
Beckwith, Aileen M.	CON	1,644
Passey, Ronald J.	CON	1,601
King, Sarah J.S.	LAB	953
Justham, Robert C.	LAB	876
Kinnaird, Graeme N	LAB	812
Brown, Terry A.	LD	350
La Roche, Doreen V.	LD	297
La Roche, John B.	LD	261

North End

Bexleyheath and Crayford

		No change
Eastaugh, John W.	LAB	1,293
Ives, David N.	LAB	1,282
Hargrave, Colin F.	LAB	1,188
Reader, Peter R.M.	CON	509
Cassells, Sylvia A.E	CON	463
Wicks, Andrew	CON	451
Cudmore, Kaye L	LD	190
Pryor, Roger K.	LD	181
Burton, Lesley K.	LD	177

Northumberland Heath

Erith and Thamesmead

		No change
Hacker, Geoffrey	LAB	1,324
Lucas, Mary A.	LAB	1,296
Smith, Kathryn A.	LAB	1,224
Compton, Margaret J.	CON	834
Cuthill, Neil S.	CON	790
Mankerty, Juliet F.	CON	744
Jamieson, Florence M.	LD	290
Nicolle, David J.	LD	234
Wright, Wendy H	LD	229

St Mary's

Old Bexley and Sidcup

		No change
Campbell, Colin E.	CON	2,027
Catterall, Alfred W.	CON	1,990
Tandy, Colin L.	CON	1,896
Rashbrook, Ian W	LAB	837
Justham, Bernard C.	LAB	821
Chodha, Josephine E.	LAB	793
Breed, Ian R.	LD	406
Standen, Janet M	LD	389
Eady, Christopher W.	LD	365

St Michael's

Bexleyheath and Crayford

		2 LAB gains from LD
Blowers, Grant	LAB	1,194
Perfect, Wendy J.	LAB	1,132
Brand, Beryl	LD	1,095
Pieri, Carol I.	LAB	1,062
Weston, Peter G J.	LD	964
Roberts, Sharon B.	LD	942
Clark, Valerie C.	CON	648
Mathews, Daniel M.	CON	598
Sayers, Neil G.	CON	579

Sidcup East

Old Bexley and Sidcup

		No change
Flint, William	CON	1,617
Slaughter, June E.	CON	1,559
Slaughter, Michael A.	CON	1,505
Hinds, David A.	LAB	1,140
Reed, Sean M.	LAB	1,134
Khalid, Asadullah-Al	LAB	1,012
Williams, Janice D.	LD	409
Parks, Dennis W.	LD	384
Williams, John D.	LD	363
Williams, Laurence	MRL	94

Sidcup West

Old Bexley and Sidcup

		No change
Bacon, Gareth A.	CON	1,573
Ketley, Malcolm	CON	1,551
McAndrew, Kenneth	CON	1,489
Beckwith, Carol	LAB	820
Twelvetrees, John R	LAB	790
Rhodes, Elizabeth	LAB	734
Kelly, Robin P.	LD	422
Eady, Gillian A	LD	418
Morris, Peter J.R	LD	409

Thamesmead East

Erith and Thamesmead

		No change
Briant, Donna	LAB	1,096
Ball, Christopher	LAB	1,065
French, Michael H.	LAB	946
Silvester, Edgar D.	CON	387
Stephen, Paul J.	CON	357
Styles, Malcolm T	CON	355
Cotton, Jeremy	LD	348
Curtis, Mark J.	LD	309
Lee, Ramon F	LD	188

Upton

Bexleyheath and Crayford

		3 CON gains from LAB
Ashmole, Roy F.	CON	1,436
Cammish, David B.	CON	1,412
Newton, Leonard S.	CON	1,314
Malt, Sylvia	LAB	1,287
Daniels, Denis A.	LAB	1,269
Pilling-Lindsell, Garth H.	LAB	1,139
Davey, Diane M.	LD	367
Thick, Angela M.	LD	287
Williams, Hannah F	LD	285

By-elections

Erith

No change

5 December 1996

French, Elizabeth M.A.	LAB	1,087
Wilkinson, Carol	CON	340
Holden, Derek J.	IND	157
Cooke, Mary	LD	102
<i>Resignation of Morgan, Valentine A.M. (LAB)</i>		

Northumberland Heath

No change

20 April 1995

Lucas, Mary	LAB	1,853
Dianne, Joyce	CON	547
Wayne, Peter	LD	468
Gray, Ian	IND	63
<i>Death of Wheelock, Ann F. (LAB)</i>		

Sidcup East

No change

13 March 1997

Flint, William	CON	1,326
Reed, Sean M.	LAB	1,288
Eady, Christopher W.	LD	333
Gee, Jean M.	IND	296
Stephens, Robert T.	NLP	14
<i>Death of Eliot, Margaret E. (CON)</i>		

Thamesmead East

No change

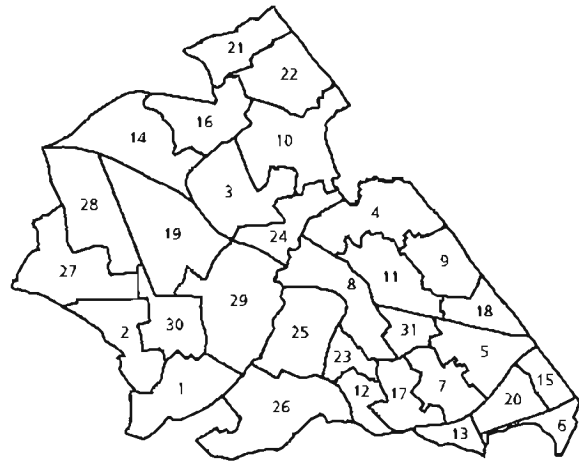
7 December 1995

Ball, Christopher	LAB	825
Cotton, Jeremy	LD	253
Mankerty, Juliet F.	CON	151
<i>Death of Barratt, Frank J. (LAB)</i>		

Brent

Labour administration

1	Alperton	17	Manor
2	Barham	18	Mapesbury
3	Barnhill	19	Preston
4	Brentwater	20	Queen's Park
5	Brondesbury Park	21	Queensbury
6	Carlton	22	Roe Green
7	Chamberlayne	23	Roundwood
8	Church End	24	St Andrews
9	Cricklewood	25	St Raphael's
10	Fryent	26	Stonebridge
11	Gladstone	27	Sudbury
12	Harlesden	28	Sudbury Court
13	Kensal Rise	29	Tokyngton
14	Kenton	30	Wembley Central
15	Kilburn	31	Willesden Green
16	Kingsbury		



State of the parties, 1964-98

	CON	LAB	LD	other	total
7.5.98	19	43	4	-	66
5.5.94	33	28	5	-	66
3.5.90	31	29	6	-	66
8.5.86	20	43	3	-	66
6.5.82	30	33	3	-	66
4.5.78	27	39	-	-	66
4.5.74	25	35	-	-	60
13.5.71	22	38	-	-	60
9.5.68	49	11	-	-	60
7.5.64	26	34	-	-	60

% share of the poll, 1964-98

	% poll	CON	LAB	LD	other
7.5.98	36.9	35.5	47.3	14.0	3.2
5.5.94	48.3	42.8	40.1	14.0	3.2
3.5.90	42.9	43.9	39.2	13.6	3.3
8.5.86	44.1	35.9	46.1	17.6	0.3
6.5.82	46.2	42.1	36.1	21.6	0.1
4.5.78	47.6	47.5	47.3	2.5	2.7
4.5.74	35.0	44.5	44.5	8.0	3.0
13.5.71	39.7	39.1	57.5	2.5	0.9
9.5.68	37.5	65.7	28.2	4.7	1.4
7.5.64	36.1	43.4	43.6	11.9	1.1

Changes 1994-98

	CON	LAB	LD	other	total
Old council 98	32	28	5	1	66
Vacancies	-	-	-	-	-
By-elections	-	-	-	-	-
Allegiance changes	-1	-	-	+1	-
New council 94	33	28	5	-	66

General statistics

		Brent	London
May 1998	Electorate	169,698	5,010,999
May 1994	Electorate	157,854	4,872,088
Mid 1998 (LRC)	Resident population aged 18 and over	183,400	5,443,900
Mid 1994 (ONS)	Resident population aged 18 and over	186,300	5,409,200
May 1998	% unemployed	8.5	6.7
May 1994	% unemployed	17.1	12.9
April 1998	Band 'D' council tax	£589	£687
April 1994	Band 'D' council tax	£485	£534

% share of the poll

	Date	%poll	CON	LAB	LD	others	
Alperton	7.5.98	43.9	9.9	26.9	54.0	IND	
	5.5.94	51.9	15.2	26.4	58.5	9.2	
Barham	7.5.98	44.9	27.7	26.6	45.7		
	5.5.94	51.9	21.1	28.3	50.6		
Barnhill	7.5.98	36.0	63.1	28.3	8.6		
	5.5.94	51.4	73.5	18.1	8.5		
Brentwater	7.5.98	43.2	39.9	52.6	7.5	GRE	
	5.5.94	53.7	46.9	43.1	6.6	3.5	
Brondesbury Park	7.5.98	35.8	34.1	49.5	9.0	7.5	
	5.5.94	44.9	43.2	40.2	10.0	6.6	
Carlton	7.5.98	28.8	13.4	77.4	9.1	GRE	CGB
	5.5.94	42.7	11.7	70.7	7.4	7.0	3.3
Chamberlayne	7.5.98	45.2	37.0	49.5	6.8	GRE	
	5.5.94	57.9	44.1	44.9	6.0	5.0	
Church End	7.5.98	30.4	39.9	50.0	10.1		
	5.5.94	43.4	36.9	54.8	8.4		
Cricklewood	7.5.98	39.4	55.0	37.7	7.3	CGB	
	5.5.94	53.8	54.9	34.3	7.8	3.0	
Fryent	7.5.98	39.2	37.7	52.3	10.0		
	5.5.94	46.9	54.6	33.2	12.3		
Gladstone	7.5.98	39.9	44.7	48.6	6.7	GRE	
	5.5.94	53.6	51.4	40.3	4.6	3.7	
Harlesden	7.5.98	29.4	14.0	75.6	10.5	CGB	
	5.5.94	40.5	17.5	70.7	8.3	3.5	
Kensal Rise	7.5.98	31.0	10.6	76.5	12.9	ILAB	GRE
	5.5.94	44.8	23.1	48.4	10.2	14.9	3.4
Kenton	7.5.98	35.7	59.8	29.9	10.3		
	5.5.94	49.2	70.2	18.2	11.6		
Kilburn	7.5.98	32.9	15.8	66.4	14.2	CGB SACOM	
	5.5.94	44.1	28.8	54.7	12.2	- 4.3	3.6
Kingsbury	7.5.98	36.5	52.0	40.2	7.9		
	5.5.94	49.5	61.2	30.6	8.2		
Manor	7.5.98	30.3	14.0	60.5	15.2	GRE	
	5.5.94	44.6	30.9	59.2	9.9	10.3	
Mapesbury	7.5.98	37.8	37.0	51.4	5.5	6.1	
	5.5.94	49.5	48.0	44.9	7.1		
Preston <i>by-election</i>	7.5.98	36.0	53.9	29.9	7.8	ICON	
	30.5.96	45.8	57.6	35.9	6.6	8.4	
	5.5.94	45.8	61.8	28.2	10.0		
Queen's Park	7.5.98	41.7	13.6	66.2	20.3	GRE	
	5.5.94	55.2	17.1	41.5	36.7	4.7	

	Date	%poll	CON	LAB	LD	others		
Queensbury	7.5.98	38.7	45.1	49.8	5.1			
	5.5.94	45.9	58.0	34.2	7.8			
Roe Green	7.5.98	41.1	39.0	54.8	6.2			
	5.5.94	52.8	57.3	35.5	7.2			
Roundwood	7.5.98	29.6	10.2	52.9	5.0	IND	GRE	
	5.5.94	39.6	14.7	70.5	7.4	-	7.5	
St Andrews	7.5.98	38.3	46.2	47.7	6.1			
	5.5.94	51.8	44.2	50.0	5.8			
St Raphael's	7.5.98	24.7	18.3	71.3	10.4	ILAB	GRE	
	5.5.94	36.3	22.9	45.4	6.3	19.3	6.0	
Stonebridge	7.5.98	28.4	13.7	62.9	14.6	IND	CGB	GRE
	5.5.94	36.8	19.4	61.8	10.3	-	4.7	3.8
Sudbury	7.5.98	41.4	36.0	31.2	32.8			
	5.5.94	49.4	45.3	21.2	33.5			
Sudbury Court	7.5.98	34.4	49.4	42.2	8.4			
	5.5.94	42.7	61.3	27.6	11.1			
Tokyngton	7.5.98	40.1	44.3	49.7	6.0			
	5.5.94	55.3	52.7	44.0	3.3			
Wembley Central	7.5.98	44.4	25.6	41.3	33.1			
	5.5.94	58.1	33.6	38.9	27.5			
Willesden Green	7.5.98	33.3	19.0	61.6	6.2	GRE	SLAB	
	5.5.94	47.0	30.8	56.5	6.8	7.9	5.3	

Results

Alperton

No change

Brent South

Brown, Daniel E.	LD	1,310
Rattray, John P.	LD	1,227
Collman, Ronald H.	LAB	720
Turini, Leon H.	LAB	541
Mistry, Dineshkumar N.	CON	271
Ananthanathan, Ratnasabapathy	IND	216
Williams, Everton O.	CON	194

Barham

No change

Brent South

Lorber, Paul	LD	1,023
Hughes, Anthony H.M.	LD	898
Humphrey, Victor L.	LAB	603
Fernandes, Christie G.	CON	594
Embleton, Bruce C.	CON	573
Singarayer, Anton J.	LAB	515

Barnhill

No change

Brent North

van Colle, Irwin	CON	1,066
Kansagra, Suresh L.	CON	1,013
O'Connor, Conal P.	LAB	467
Queally, Maureen A.	LAB	467
Leigh, Sydney	LD	157
Mohammed, Ishaq	LD	126

Brentwater

2 LAB gains from CON

Brent East

Fox, Ralph L.	LAB	1,409
Sarguroh, Akberkhan M.	LAB	1,237
Wall, Alan J.	CON	1,026
Lyon, Ian C S.	CON	979
Ayres, Diana	LD	206
Sukhram, Gisele	LD	171

Brondesbury Park

2 LAB gains from CON

Brent East		
Ferry, Keith F.	LAB	1,068
Kagan, Gabrielle	LAB	1,054
Wakelin, Albert R.	CON	762
Qureshi, Ghulam S.	CON	700
Gaskin, Madeleine K	LD	224
Hirani, Chunalil K	LD	161
Aspis, Simone F.	GRE	160

Carlton

No change

Brent East		
Arnold, Mary H.	LAB	874
Lebor, John	LAB	768
Andrews, Shane D	CON	165
Qureshi, Ibrar A	CON	120
Ryle, Zoe	LD	97

Chamberlayne

1 LAB gain from CON

Brent East		
Lemmon, Charles P.	LAB	1,196
Godfrey, Jon D.	LAB	1,138
Rees, Christopher D.	CON	879
Warren, John	CON	865
Pincus, Jonathan D	LD	165
Dymond, Philip P.	GRE	157
Papasawa, Jack K	LD	155

Church End

No change

Brent East		
Long, Sebastian D.	LAB	624
Thomas, Bobby	LAB	617
Shah, Ratilal D.B	CON	518
Gauke, David M.	CON	473
Gaskin, Dudley S.	LD	127
Wenley, Robert M.G	LD	125

Cricklewood

No change

Brent East		
Shaw, Carol A.	CON	1,282
Sayers, Jack J.	CON	1,191
Crane, George E.	LAB	853
Powney, James E	LAB	841
Baker, Christian N.	LD	200
Mohammed, Azwar	LD	127

Fryent

2 LAB gains from CON

Brent North		
Pardoe, Lawrence K.	LAB	1,197
Sengupta, Asish	LAB	1,027
Games, Joel D.C.	CON	839
Nelke, Peter A.	CON	767
Gordon, Frederick	LD	248
Billam, Steven E	LD	177

Gladstone

2 LAB gains from CON

Brent East		
Lyon, Michael J.	LAB	1,069
Sattar-Butt, Abdul	LAB	964
Lazarus, Edward E	CON	959
Torrens, Francis A	CON	908
Anderson, William	LD	170
Macewan, Alastair W.	LD	111

Harlesden

No change

Brent South		
Daisley, Paul A.	LAB	819
Reeder, Ann M.	LAB	757
Patel, Sanjaykumar	CON	148
Owaka, Rosaline E.	CON	143
Fahey, Joseph	LD	127
Shuttleworth, Brenda M.	LD	91

Kensal Rise

No change

Brent South		
Joseph, Bertha J.	LAB	910
Gladbaum, Helga	LAB	833
Walley, Geoffrey D.	LD	160
Ryan, Eamon A.	LD	134
Sinclair, Kenneth D	CON	126
Owaka, Smart O	CON	116

Kenton

No change

Brent North		
Steel, Arthur R.	CON	1,480
O'Sullivan, Sean	CON	1,410
Bryson, Dorothy M.	LAB	733
Daly, Mary B	LAB	713
Bliss, Annie S S.	LD	256
Kelly, Bridget	LD	242

Kilburn			No change
Brent East			
Pendsay, Peter G.	LAB	1,023	
Cribbin, Mary P.	LAB	955	
Clark, Elizabeth M.	LD	272	
Batten, Stephen J.	CON	264	
Chughtai, Mohammad A.	CON	207	
Crouch, Roger M.	LD	152	
Kent, Philip	SACOM	54	

Kingsbury			No change
Brent North			
Colwill, Reginald R.	CON	1,084	
Selvarajah, Carupiah	CON	1,004	
Mears, William	LAB	834	
Gosling, Malcolm D.	LAB	781	
Klein, Alan H.	LD	180	
Saunders, Rodney A.	LD	136	

Manor			No change
Brent South			
Ammerlaan, Andrew J.	LAB	923	
Giwa, Yusuf M.	LAB	773	
Abban-Davis, Akua	CON	230	
Chapman, John	LD	228	
Macarthur, Donald N.	LD	197	
Quainoo, Harry	CON	163	
Ibbotson, Sally D	GRE	144	

Mapesbury			1 LAB gain from CON
Brent East			
Long, Janice E.	LAB	1,081	
Bellia, Ian M.	LAB	926	
Czarniecki, Peter J.C	CON	784	
O'Brien, Pamela V.	CON	660	
Heath, James D.	LD	128	
Lowe, Donald N.	GRE	119	
Talbot, Emma E	LD	87	

Preston			No change
Brent North			
Blackman, Robert J.	CON	1,922	
Patel, Harshadbhai B.	CON	1,734	
Taylor, Thomas P.	CON	1,731	
Macklin, Eileen W.	LAB	1,019	
McGovern, Cyril A.	LAB	1,014	
Macklin, George T.	LAB	959	
Chavda, Chunilal V	ICON	279	
Thomas, Richard H	LD	260	
Bunce-Linsell, Jacqueline A.	LD	259	

Queen's Park			1 LAB gain from LD
Brent East			
Nerva, Neil B.	LAB	1,038	
Walker, Sarah V.	LAB	1,005	
Spitzel, Anthony M.	LD	340	
Wharton, Robert	LD	286	
Machugh, Wendy E	CON	217	
Seaton-Brown, Jennifer A.	CON	202	

Queensbury			1 LAB gain from CON
Brent North			
Patel, Rameshchandra S.	LAB	832	
McDonald, Eric G.	CON	738	
Burleton, Anthony J.	LAB	733	
Rizvi, Mohammad	CON	679	
Glazer, Hilda	LD	94	
Kornfeld, Elizabeth	LD	66	

Roe Green			2 LAB gains from CON
Brent North			
Dromey, William J.	LAB	1,183	
Duffy, John F.	LAB	1,178	
Patel, Navinchandra R.	CON	855	
Golds, Peter	CON	823	
Williamson, Vivienne R.	LD	155	
Littman, Anthony F.	LD	111	

Roundwood			No change
Brent South			
Bacchus, Joyce	LAB	753	
Zakriya, Mohammad	LAB	625	
Fitzpatrick, James	IND	416	
Chopping, Jean M.	CON	135	
Ashary, Abid A	CON	131	
Rich, Benedict	LD	74	
Khokhar, Mohammad W.	LD	57	

St Andrews			1 CON gain from LAB
Brent South			
Harrod, Richard	LAB	690	
O'Sullivan, James R.	CON	636	
Parmar, Naginbhai B.	CON	607	
Walters, Aston E.	LAB	594	
Durnford, Helen	LD	86	
Luby, Bernard	LD	78	

St Raphael's

Brent South		No change
Coughlin, David C.	LAB	1,125
John, Ann M.	LAB	1,106
Patel, Kantibhai J.	LAB	996
Henry, Emanuel P.	CON	317
Colwill, Natalie	CON	283
Hathalia, Manibhai	CON	228
Barker, Eileen V.	LD	208
Queen, Christopher J.	LD	146
Scott, Andrew	LD	119

Stonebridge

Brent South		No change
Moloney, Columbus M.	LAB	568
Hamadi, Robert K.	LAB	543
Gordon, Rosa	LD	142
Patel, Bhiku M.	CON	133
Lewis, Leslie	LD	115
Rehman, Abdul	CON	109
Shergill, Kanwal H.	IND	78

Sudbury

Brent North		No change
Fernandes, Uma N.	CON	1,086
Moore, Cormach J.	CON	1,010
Rands, Neil D.G.	CON	990
Alexis, Christopher	LAB	984
Lewis, John D.	LD	975
Steele, Violet M.M	LD	944
Melzack, Henry J.	LD	893
Hoda, Mohammad A.-U.	LAB	845
Hodgetts, Lewis C.	LAB	841

Sudbury Court

Brent North		No change
Fiegel, Gerhard G.A.	CON	985
Howells, Vanessa J.	CON	927
Finnegan, Mary P.	LAB	864
Kafka, Deborah M.	LAB	768
Lorber, Sue	LD	175
Johnston, Alan C.	LD	149

Tokington

Brent South		2 LAB gains from CON
Castle, Alec	LAB	1,451
Douglas, Orugbani N.	LAB	1,427
Blackman, Nicola	CON	1,365
Kataria, Dhirajlal G	LAB	1,318
Graham, Janet	CON	1,227
Patel, Manibhai D.	CON	1,152
Lewis, Diana F.	LD	198
Patel, Chandrakant C.	LD	190
Hingorani, Nathalal	LD	119

Wembley Central

Brent South		No change
Beswick, Lincoln A.	LAB	1,035
Persaud, Tullah	LAB	905
Patel, Chandubhai J.	LD	817
Brown, Valerie L.	LD	736
Patel, Harihar	CON	644
Mordish, Pearl H.A.	CON	559

Willesden Green

Brent East		No change
Jones, Lesley A.	LAB	1,179
Shahzad, Ahmad	LAB	947
Reynolds, Gabriel	CON	345
Chughtai, Mohammed A.	CON	312
Orr, Brian H.	GRE	136
Patel, Arvindbhai V.	LD	134
Keable, Stanley E.	SLAB	91
Salama, Farhana	LD	81

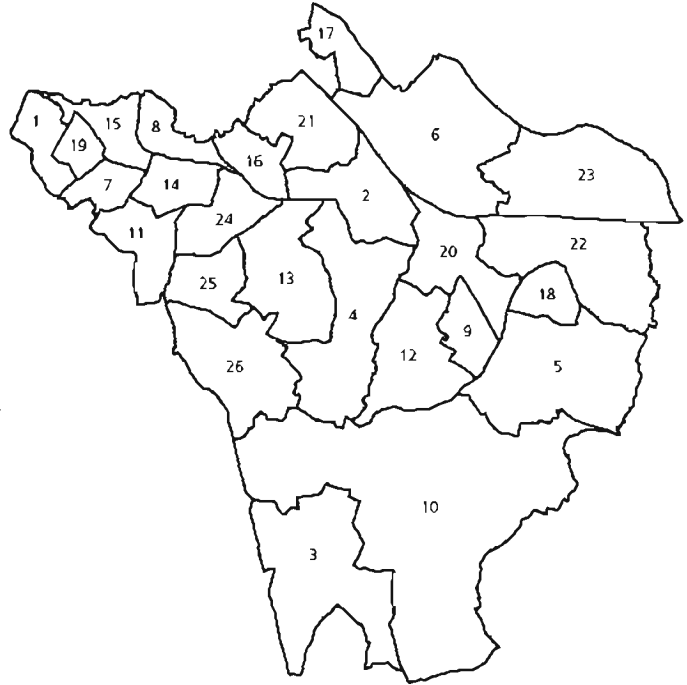
By-election**Preston**

30 May 1996		No change
Patel, Harshadbhai B.	CON	2,410
Finlayson, Janet N.	LAB	1,501
Moleman, Jason M.	LD	275
Death of Kemp, Alan J. (CON)		

Bromley

Liberal Democrat and Labour joint administration

- | | | | |
|----|---------------------------|----|----------------------------|
| 1 | Anerley | 14 | Kelsey Park |
| 2 | Bickley | 15 | Lawrie Park and Kent House |
| 3 | Biggin Hill | 16 | Martins Hill and Town |
| 4 | Bromley Common and Keston | 17 | Mottingham |
| 5 | Chelsfield and Goddington | 18 | Orpington Central |
| 6 | Chislehurst | 19 | Penge |
| 7 | Clock House | 20 | Petts Wood and Knoll |
| 8 | Copers Cope | 21 | Plaislow and Sundridge |
| 9 | Crofton | 22 | St Mary Cray |
| 10 | Darwin | 23 | St Paul's Cray |
| 11 | Eden Park | 24 | Shortlands |
| 12 | Farnborough | 25 | West Wickham North |
| 13 | Hayes | 26 | West Wickham South |



State of the parties, 1964-98

	CON	LAB	LD	other	total
7.5.98	28	7	25	-	60
5.5.94	32	7	21	-	60
3.5.90	43	11	6	-	60
8.5.86	44	10	6	-	60
6.5.82	52	5	3	-	60
4.5.78	48	12	-	-	60
4.5.74	44	14	2	-	60
13.5.71	41	15	4	-	60
9.5.68	52	5	3	-	60
7.5.64	38	15	7	-	60

% share of the poll, 1964-98

	% poll	CON	LAB	LD	other
7.5.98	40.8	45.3	18.7	35.0	1.1
5.5.94	48.1	40.9	20.2	36.6	2.3
3.5.90	49.8	49.5	23.3	23.3	4.0
8.5.86	46.8	48.7	19.1	32.1	0.1
6.5.82	47.8	56.9	14.3	27.9	0.9
4.5.78	45.5	62.2	25.0	12.0	0.7
4.5.74	42.9	49.3	25.9	24.5	0.3
13.5.71	43.1	50.2	30.2	19.4	0.2
9.5.68	46.4	61.7	12.1	25.8	0.4
7.5.64	47.9	48.3	25.2	25.5	1.0

Changes 1994-98

	CON	LAB	LD	other	total
Old council 98	32	7	21	-	60
Vacancies	-	-	-	-	-
By-elections	-	-	-	-	-
Allegiance changes	-	-	-	-	-
New council 94	32	7	21	-	60

General statistics

		Bromley	London
May 1998	Electorate	223,835	5,010,999
May 1994	Electorate	223,365	4,872,088
Mid 1998 (LRC)	Resident population aged 18 and over	233,000	5,443,900
Mid 1994 (ONS)	Resident population aged 18 and over	232,000	5,409,200
May 1998	% unemployed	3.3	6.7
May 1994	% unemployed	7.5	12.9
April 1998	Band 'D' council tax	£610	£687
April 1994	Band 'D' council tax	£472	£534

% share of the poll

	Date	%poll	CON	LAB	LD	others	
Anerley	7.5.98 5.5.94	34.2 46.6	13.5 12.2	30.2 32.2	56.3 55.6		
						ILD	
Bickley	7.5.98	40.8	59.8	15.6	24.6		
<i>by-election</i>	18.4.96 5.5.94	46.4 47.2	46.9 58.2	11.4 17.9	40.0 23.9	1.7	
Biggin Hill	7.5.98 5.5.94	43.1 49.2	40.8 39.8	8.1 8.0	51.1 52.2		
Bromley Common and Keston	7.5.98 5.5.94	36.8 48.8	37.3 26.1	12.3 11.0	50.4 62.9		
Chelsfield and Goddington	7.5.98 5.5.94	45.1 52.6	42.0 32.6	9.0 9.2	49.0 58.3		
						GRE	
Chislehurst	7.5.98 5.5.94	38.4 45.8	61.6 55.6	20.1 19.6	14.8 18.3	3.5 6.5	
Clock House	7.5.98 5.5.94	45.4 57.1	22.3 27.2	23.7 31.6	54.0 41.2		
Copers Cope	7.5.98 5.5.94	35.5 41.2	61.5 55.5	16.3 17.1	22.2 27.4		
Crofton	7.5.98 5.5.94	49.9 58.2	41.7 36.1	7.2 7.5	51.1 56.4		
Darwin	7.5.98 5.5.94	50.2 52.9	75.2 69.2	12.5 13.4	12.3 17.4		
Eden Park	7.5.98 5.5.94	45.8 45.3	39.2 47.7	15.7 19.5	45.1 32.8		
						UKIND	
Farnborough	7.5.98 5.5.94	41.2 47.4	62.0 60.8	9.4 11.0	19.0 28.2	9.6	
Hayes	7.5.98 5.5.94	41.4 47.3	62.6 57.0	19.3 19.2	18.1 23.8		
						IND	LFT
Kelsey Park	7.5.98	45.9	65.0	13.1	21.9		
<i>by-election</i>	20.10.94 5.5.94	40.8 51.2	54.1 60.2	11.6 13.8	31.9 26.1	1.9 0.5	
						LFT	
Lawrie Park and Kent House	7.5.98 5.5.94	44.1 50.5	36.5 35.7	33.6 32.0	29.9 11.1	21.1	
						GRE	SDP
Martins Hill and Town	7.5.98 5.5.94	38.8 46.1	38.5 36.0	14.0 14.6	43.6 41.5	3.8 5.2 2.6	
Mottingham	7.5.98 5.5.94	31.8 43.8	38.5 31.4	49.2 52.4	12.3 16.2		
Orpington Central	7.5.98 5.5.94	37.1 49.4	24.2 18.0	9.7 14.4	66.1 67.6		
Penge	7.5.98 5.5.94	35.1 43.6	18.1 18.4	45.0 45.1	36.9 36.5		
						GRE	
Petts Wood and Knoll	7.5.98 5.5.94	46.9 50.2	52.6 52.5	9.8 14.4	33.5 33.0	4.1	
Plaistow and Sundridge	7.5.98 5.5.94	39.9 44.2	42.3 43.9	12.0 22.1	42.5 24.2	3.1 9.8	

	Date	%poll	CON	LAB	LD	others
St Mary Cray	7.5.98	35.4	24.3	38.3	37.4	
	5.5.94	41.5	27.2	47.0	25.8	
St Paul's Cray	7.5.98	35.0	16.7	41.7	41.7	
	5.5.94	47.5	13.5	34.1	52.4	
Shortlands	7.5.98	42.3	63.6	14.4	22.0	
	5.5.94	47.2	57.8	11.7	25.0	5.5
West Wickham North	7.5.98	42.8	60.0	17.9	22.1	
	5.5.94	50.0	53.3	10.1	36.5	
West Wickham South	7.5.98	43.5	63.4	19.3	17.4	
	5.5.94	48.6	53.3	12.9	25.9	7.9

Results

Anerley

No change

Beckenham

Gaster, Christopher R.	LD	1,362
Maccormick, William A.M.	LD	1,289
McCree, Clinton V	LAB	765
Pharoah, Andrew J.	LAB	658
Smith, Adrian G.	CON	328
de'Giovanni, John A.	CON	308

Bickley

No change

Bromley and Chislehurst

Buckley, Ingrid A.	CON	2,507
Humphreys, Sheila A.	CON	2,449
Jenkins, Gordon W.	CON	2,357
Dear, David M	LD	1,027
Chaplin, Anne W.	LD	991
Taylor, Susan A.	LD	989
Cox, Susan N.	LAB	690
Johnson, Arthur H	LAB	638
Parish, Alfred E.	LAB	579

Biggin Hill

No change

Orpington

Gostt, Geoffrey C.	LD	1,830
Shekyls, Walter R.	LD	1,742
Haslam, David R.	CON	1,481
Wordingham, Christopher D.	CON	1,366
French, Brendan	LAB	284
Hall, Leonard D	LAB	283

Bromley Common and Keston

No change

Bromley and Chislehurst

Booth, Paul J.H.	LD	2,284
Carter, Alan	LD	2,030
Michael, Alexa C.A.	LD	2,027
Carr, Stephen L.	CON	1,670
Evans, Sharon C.	CON	1,533
Sanders, Toby	CON	1,495
Bartram, Christopher L L	LAB	531
Williams, Simon T	LAB	520
Fogden, Julia M.A.	LAB	495

Chelsfield and Goddington

No change

Orpington

Peters, Graem	LD	2,477
Chamarette, Gillian M.	LD	2,461
Hall, Michael J.	LD	2,399
Marshall, Adrian S.	CON	2,146
Madrell, Andre C.	CON	2,105
Saint, Dean A.	CON	2,032
Hailes, Charles W.	LAB	479
Hannay, Carol A	LAB	456
Tozer, Peter J.	LAB	415

Chislehurst

No change

Bromley and Chislehurst

Bryant, Joan	CON	2,911
Bouhey, Kathleen A.	CON	2,886
Wykes, Joan K.	CON	2,734
Phillips, Charles	LAB	988
Amos, Andrew R.	LAB	920
Wheeler, Sharon	LAB	876
Borrowman, Frances C.	LD	742
Magrath, Ian M.	LD	665
Wade-Jones, Olwen M.	LD	646
Taylor, John W.	GRE	213
Shipley-Younan, Glen A.	GRE	107

Clock House

No change

Beckenham

Crowe, David E.A.	LD	1,871
Lockwood, Martin A.	LD	1,802
Dempster, John A	LAB	836
Burch, David E.	CON	777
Hart, Richard E.	LAB	772
Fawthrop, Simon H.	CON	739

Copers Cope

No change

Beckenham

Wilkinson, Anthony M.	CON	1,351
Mellor, Russell L.	CON	1,327
Denyer, George D.	LD	486
Weal, Patricia B.M.	LD	478
O'Kelly, Richard M R.	LAB	361
Dawe, Simon J	LAB	348

Crofton

No change

Orpington

Rabbatts, Helen C.	LD	2,007
Ross, Vivian C.	LD	1,883
Ellis, Judith E.	CON	1,609
Rayment, Richard M.	CON	1,562
Sellwood, Lynn A	LAB	285
Taylor, Christopher W.	LAB	261

Darwin

No change

Orpington

Bloomfield, Peter J.	CON	1,268
Lewis, John C.H.	LAB	210
Sperling, Christine	LD	208

Eden Park

2 LD gains from CON

Beckenham

Green, Jane E.	LD	1,474
Phillips, Anthony R.	LD	1,338
Miles, Albert G.	CON	1,237
Herd, Robert A.	CON	1,207
Taylor, Raymond G	LAB	526
Watts, Richard F.	LAB	453

Farnborough

No change

Orpington

Hillier, Jennifer M.	CON	1,855
Goodman, Eric N.	CON	1,832
Clark, Terence F.	LD	612
Chamarette, Michael C	LD	518
Barker, Malcom	LAB	318
Carver, James B.	UKIND	285
Humphries, Canh L.	LAB	238

Hayes

No change

Bromley and Chislehurst

Manning, Thelma A.	CON	2,831
Arthur, Graham L.	CON	2,672
Reddin, Neil R.	CON	2,666
Boxall, Gary I	LAB	882
Johnstone, George F.	LAB	824
Skinner, Bob R	LD	820
King, Michael T.	LAB	811
Gill, Mark A.	LD	784
Stott, William H.	LD	756

Kelsey Park

No change

Beckenham

Tickner, Michael J.	CON	1,938
Elgar, Christopher J.	CON	1,909
Adams, Reginald W.	LD	662
Whitaker, Edward H.	LD	636
Boyle, Catherine	LAB	400
Hale, Stephen M	LAB	375

Lawrie Park and Kent House

No change

Beckenham

Lewis, John A.	CON	1,105
Jones, Philip G.	CON	1,044
Newman, Catherine R.	LAB	999
Malik, Munir	LAB	975
Astell, Brian J.	LD	901
Nash, Paul D	LD	859

Martins Hill and Town

No change

Bromley and Chislehurst

Ayres, Peter J.	LD	1,274
Warner, Raymond P.	LD	1,144
Hollobone, Philip T	CON	1,111
Jemetta, Paul L	CON	1,024
Ambler, Iain P.	LAB	406
Oliver, Marcus S.	LAB	368
Street, John R.	GRE	109
Windall, Gillian F.	GRE	104

Mottingham No change

Bromley and Chislehurst

Dyer, Ernest W.	LAB	954
Yeldham, Robert J.	LAB	826
Hennessey, Michael J.	CON	708
Boughey, Dennis A.	CON	685
Butler, Carmel B.A.	LD	235
Taylor, Brian H.	LD	210

Orpington Central No change

Orpington

Maines, Christopher S.	LD	1,613
Norris, Michael J.	LD	1,475
Bonter, Paul M.	CON	579
Grainger, Julian P G	CON	549
Galley, Keith A.	LAB	235
Purnell, Christopher A.	LAB	219

Penge No change

Beckenham

Fookes, Peter T.	LAB	994
Roberts, Karen A.	LAB	958
Ward, Daniel	LD	813
Whitaker, Sonia M.	LD	787
Briggs, June R.	CON	413
Erskine, Robert J.	CON	373

Petts Wood and Knoll No change

Orpington

Woods, Peter C.	CON	2,975
Bowman, Tara A.	CON	2,845
Ince, John R.	CON	2,791
Edwards, Eileen	LD	1,948
Ayres, Margaret G	LD	1,827
Gambell, Derek	LD	1,706
Headington, Joan	LAB	606
Williams, Amanda J.	LAB	508
Lisle, Peter J.	LAB	493
Childs, Martin J	GRE	224

Plaistow and Sundridge 2 LD gains from CON

Bromley and Chislehurst

Gillespie, James	LD	1,865
Bustard, Catherine A.	CON	1,824
Gosling, Stephen F.	LD	1,818
Turner, Michael	CON	1,812
Laird, Dorothy J	CON	1,791
Woods, Lennard D	LD	1,768
Armstrong, Robert	LAB	580
Wright, Nicholas A.	LAB	501
Yates, Gordon T	LAB	464
Brown, Joyce L.	GRE	147
Garrett, Ann C.	GRE	133
Speed, Frances M	GRE	124

St Mary Cray 1 LD gain from LAB

Orpington

Polydorou, Susan A.	LAB	1,381
McBride, David	LD	1,332
Holbrook, John R.	LAB	1,312
Oldman, Michael	LD	1,255
Thompson, Brenda D	LD	1,246
Price, Christopher J	LAB	1,225
Bowman, Carole L.	CON	885
Huntington-Thresher, Valerie A.C.	CON	802
Barrow, Anne S.	CON	800

St Paul's Cray 1 LAB gain from LD

Orpington

Willetts, Colin	LAB	1,662
Hawthorne, William	LD	1,597
Curry, Martin A.	LD	1,471
Borrowman, Duncan K.	LD	1,443
Galvin, Kelly J	LAB	1,440
Johnstone, Elizabeth R	LAB	1,411
Macpherson, Mary W.	CON	612
Wells, Richard J.	CON	601
Hillier, Christopher G	CON	593

Shortlands No change

Beckenham

Hyland, Malcom P.	CON	1,979
Taylor, George R.	CON	1,960
Donovan, Heather I.	LD	690
Gaster, Hilary E-A.	LD	674
Pocock, Laurence R.	LAB	466
Reed, Nicholas J.	LAB	429

West Wickham North

No change

Beckenham		
Hubbard, Carole M.	CON	1,756
Humphrys, Brian C.	CON	1,689
Fitch, Jennifer M.	LD	673
Wales, Simon D	LD	597
Blackwood, Graham D	LAB	531
Pearson-Close, Rebecca H.	LAB	497

West Wickham South

No change

Beckenham		
Gray, John F.I.	CON	2,146
Tutt, Leonard W.	CON	2,022
Redden, Richard H.	LAB	646
Ambrose, Janet I.	LAB	622
Radford, Graham F K	LD	593
Maydwell, John R.	LD	550

By-elections**Bickley**

No change

18 April 1996

Jenkins, Gordon W.	CON	2,263
Dear, David M.	LD	1,929
Galvin, Kelly J.	LAB	549
Richmond, Ian	ILD	80
Resignation of Dear, David M. (CON)		

Kelsey Park

No change

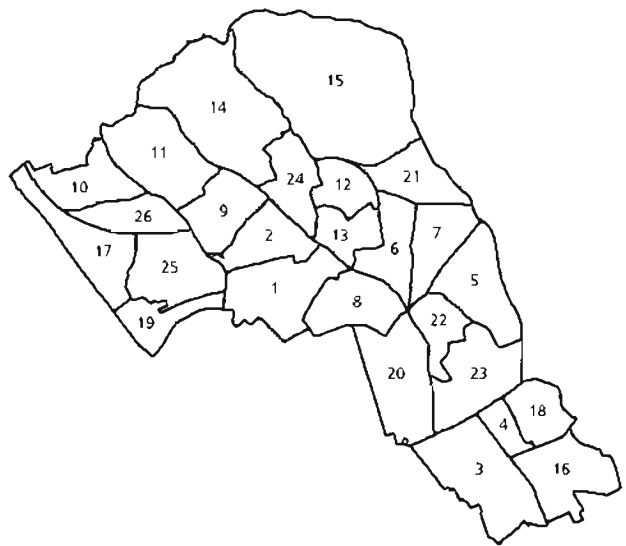
20 October 1994

Reed, Roderick A.	CON	1,544
Whitaker, Edward H.	LD	910
Russell, Deborah	LAB	330
Cole, Colin C.	IND	55
Whitehorn, George L.	ILD	15
Resignation of Oxenbridge, Stephen R. (CON)		

Camden

Labour administration

1	Adelaide	14	Hampstead Town
2	Belsize	15	Highgate
3	Bloomsbury	16	Holborn
4	Brunswick	17	Kilburn
5	Camden	18	King's Cross
6	Castlehaven	19	Priory
7	Caversham	20	Regent's Park
8	Chalk Farm	21	St John's
9	Fitzjohn's	22	St Pancras
10	Fortune Green	23	Somers Town
11	Frogna1	24	South End
12	Gospel Oak	25	Swiss Cottage
13	Grafton	26	West End



State of the parties, 1964-98

	CON	LAB	LD	other	total
7.5.98	10	43	6	-	59
5.5.94	7	47	5	-	59
3.5.90	15	42	2	-	59
8.5.86	13	44	2	-	59
6.5.82	26	33	-	-	59
4.5.78	26	33	-	-	59
4.5.74	12	48	-	-	60
13.5.71	11	49	-	-	60
9.5.68	42	18	-	-	60
7.5.64	26	34	-	-	60

% share of the poll, 1964-98

	% poll	CON	LAB	LD	other
7.5.98	33.4	23.0	44.1	22.7	10.4
5.5.94	42.3	21.0	48.2	18.1	12.7
3.5.90	46.2	26.2	44.2	9.8	19.8
8.5.86	46.7	26.9	50.0	19.7	3.4
6.5.82	45.1	33.6	40.8	25.0	0.6
4.5.78	43.4	47.6	46.9	3.2	2.2
4.5.74	37.1	37.1	54.7	7.0	1.2
13.5.71	38.2	37.7	59.5	1.8	1.0
9.5.68	34.8	54.9	38.5	5.5	1.1
7.5.64	35.6	40.7	51.8	5.7	1.7

Changes 1994-98

	CON	LAB	LD	other	total
Old council 98	7	46	5	1	59
Vacancies	-	-	-	-	-
By-elections	-	-	-	-	-
Allegiance changes	-	-1	-	+1	-
New council 94	7	47	5	-	59

General statistics

		Camden	London
May 1998	Electorate	135,131	5,010,999
May 1994	Electorate	123,060	4,872,088
Mid 1998 (LRC)	Resident population aged 18 and over	153,700	5,443,900
Mid 1994 (ONS)	Resident population aged 18 and over	149,000	5,409,200
May 1998	% unemployed	9.3	6.7
May 1994	% unemployed	16.4	12.9
April 1998	Band 'D' council tax	£879	£687
April 1994	Band 'D' council tax	£660	£534

% share of the poll

	Date	%poll	CON	LAB	LD	others		
Adelaide <i>by-election</i>	7.5.98	38.7	44.9	37.6	17.5	GRE		
	23.2.95	30.2	39.1	51.4	9.5			
	5.5.94	44.4	39.9	40.4	12.3	7.4		
Belsize	7.5.98	35.2	33.2	30.0	23.6	13.2		
	5.5.94	43.8	35.3	33.5	20.7	10.6		
Bloomsbury <i>by-election</i>	7.5.98	27.4	25.0	41.8	20.4	GRE	CMC	
	4.5.95	24.6	18.2	68.0	13.8	12.8		
	5.5.94	33.0	24.2	51.0	18.4	-	6.4	
Brunswick	7.5.98	31.2	25.0	38.3	17.5	GRE	SP	
	5.5.94	38.3	28.0	53.2	18.9	15.7	3.5	
Camden	7.5.98	29.8	12.4	54.9	18.1	GRE	CMC	
	5.5.94	41.0	10.2	61.0	16.1	-	12.6	
Castlehaven	7.5.98	29.8	12.2	51.1	13.6	GRE	IND	
	5.5.94	42.0	11.8	58.6	15.8	17.1	5.9	
Caversham	7.5.98	30.8	14.5	60.6	24.9			
	5.5.94	39.9	14.4	57.0	15.4	13.1		
Chalk Farm	7.5.98	36.0	26.4	44.0	29.7			
	5.5.94	47.4	20.3	43.0	13.8	-	22.8	
Fitzjohn's	7.5.98	33.8	43.5	30.3	18.8	7.4		
	5.5.94	40.0	37.3	27.7	16.4	8.5	10.2	
Fortune Green	7.5.98	39.3	15.1	24.9	60.0			
	5.5.94	51.4	14.5	27.3	53.5	4.7		
Frognaal	7.5.98	30.7	48.9	21.7	19.3	GRE	HC	
	5.5.94	40.8	39.5	21.6	16.5	10.0	14.6	
Gospel Oak	7.5.98	33.6	14.3	52.8	22.0	10.9		
	5.5.94	40.1	17.1	55.9	15.9	11.1		
Grafton	7.5.98	29.1	13.7	55.7	16.8	13.9		
	5.5.94	39.2	13.6	72.1	14.3			
Hampstead Town	7.5.98	40.8	22.4	17.4	60.2			
	5.5.94	51.0	24.9	17.5	52.4	5.2		
Highgate	7.5.98	40.8	27.8	38.9	18.2	15.0		
	5.5.94	50.3	22.4	47.3	13.6	16.7		
Holborn	7.5.98	33.9	19.0	62.5	18.5	GRE	CMC	
	5.5.94	44.5	14.4	53.3	10.3	6.9	15.0	
Kilburn	7.5.98	27.9	17.8	46.1	8.4	GRE	IND	KC
	5.5.94	39.3	12.4	51.4	10.9	15.9	11.7	
						10.3	4.9	10.1
King's Cross	7.5.98	28.6	18.8	62.7	18.5			
	5.5.94	35.8	18.3	64.7	17.0			
Priory	7.5.98	31.9	20.6	64.9	14.5			
	5.5.94	42.9	20.7	66.1	13.2			
Regent's Park	7.5.98	32.7	22.5	48.3	15.6	GRE	IND	CMC
	5.5.94	44.0	20.2	48.0	12.0	13.6	-	11.7

	Date	%poll	CON	LAB	LD	GRE	others
St John's	7.5.98	35.1	10.8	64.4	24.8		
	5.5.94	40.7	9.8	63.5	14.8	11.9	
St Pancras	7.5.98	33.1	16.1	60.5	23.5		
	5.5.94	38.4	11.3	64.1	14.5	10.1	
Somers Town	7.5.98	28.2	14.4	57.6	16.6	GRE 11.4	CMC
	5.5.94	39.0	11.1	62.6	11.7	-	14.6
South End	7.5.98	38.1	26.1	54.3	19.6	GRE -	HC
	5.5.94	45.8	23.2	47.3	13.1	7.7	8.7
Swiss Cottage	7.5.98	35.4	26.4	28.6	13.9	GRE 10.0	ILAB
	5.5.94	42.0	34.4	40.9	15.7	9.0	21.2
West End	7.5.98	41.0	8.2	38.3	50.7	IND 2.9	GRE
	5.5.94	49.4	11.5	42.7	38.9	-	6.8

Results

Adelaide

2 CON gains from LAB

Hampstead and Highgate

Tobin, Julian J.	CON	960
Marshall, Andrew	CON	929
Wauchope, Piers	CON	868
Deshmukh, Sadashivrao N.	LAB	796
Garland, Harriet E A.	LAB	768
Sacks, Deborah H.	LAB	746
Finney, Mark I.	LD	384
Collis, Pamela	LD	383
Natt, Madhvi	LD	308

Belsize

No change

Hampstead and Highgate

Cameron, Ewan K.	CON	760
Spence, Huntly G.	CON	731
Hammond, Aileen	LAB	711
Bucknell, Jonathan M	CON	705
Taggart, David	LAB	650
Sumner, Jake T.	LAB	624
Marriott, Pauline E.	LD	587
Miles, Dudley R A	LD	522
Watts, Ronald E.	LD	455
Eyres, Phyllis E	GRE	290

Bloomsbury

No change

Holborn and St Pancras

Callaghan, Patricia	LAB	1,050
Roy, Mirmal C.	LAB	908
Turnbull, Jake	LAB	777
Douglass, Barbara	CON	626
Haley, Mark D.I	CON	538
Nottingham, Ian	CON	472
Ward, John R.T.	LD	468
Moser, Philip C H.	LD	455
Wall, Gerard S.	LD	410
Kortvelyessy, Niki	GRE	280

Brunswick

No change

Holborn and St Pancras

Weekes, Brian C.M.	LAB	653
Cousins, Edward F.	LAB	601
Avery, Kenneth J	CON	443
Norman, Philip F.	CON	376
Jones, Penelope F.	LD	286
Whitley, Robert E.	GRE	258
Parker, Stanley R.	SP	58

Camden

Holborn and St Pancras		No change
Nightingale, Patricia	LAB	929
Greene, Dermot R.	LAB	844
Djurkovic, Helena	LD	323
Litman, Simion E.	LD	261
Earl, Douglas S	GRE	236
Currie, Sylvia M C	CON	213
Coney, Iris	CON	189

Castlehaven

Holborn and St Pancras		No change
Roberts, Jane E.	LAB	677
Krymer, Deidre D.	LAB	569
Gordon, Kate	GRE	208
Dunn, Natasha S.	LD	204
Chapman, Emma L.	CON	158
Stally, Joan M.	CON	140
Ziff, Darren S.	LD	128
Owen, Jane E.	IND	72

Caversham

Holborn and St Pancras		No change
Kissen, Bernard	LAB	902
Swain, Anne G.J.	LAB	877
Agerholm, Soren K.	LD	378
Stone, Brian	LD	354
Blackburn, Anthony	CON	247
Wallis, Barbara R.	CON	180

Chalk Farm

Holborn and St Pancras		No change
Budd, William G.	LAB	615
White, John R.	LAB	591
Marquand, Charles N.H.	LD	419
Redesdale, Rupert B.	LD	395
Mitchell, William L.	CON	385
Walters, David R.	CON	338

Fitzjohn's

Hampstead and Highgate		No change
Davies, Martin J.	CON	590
Mennear, Karl A.	CON	536
Dann, Peter T.L.	LAB	393
Townsend, Deborah A.	LAB	390
Wright, Martin P.G.	LD	245
O'Driscoll, Ricarda A.J.	LD	240
Forsyth, Dorothy H	GRE	96

Fortune Green

No change

Hampstead and Highgate

Rea, Felicity M.P.	LD	975
Schopflin, Jane	LD	829
Broughton, Michael F.J.	LAB	375
Lockett, Roy C.	LAB	372
Ruxton, Carrie H.	CON	228
Pritchett, Michael	CON	226

Frogna

No change

Hampstead and Highgate

Chesters, Pamela J.	CON	687
Somper, Dawn A.	CON	640
Robertson, Anne	LAB	311
Seaford, Helen C.	LAB	279
How, Barbara E.	LD	272
Barnes, Nigel I.	LD	253
Harris, Charles H	GRE	136

Gospel Oak

No change

Hampstead and Highgate

Mills, John A.D.	LAB	760
Pattison, Judith E.	LAB	719
Jackson-Roberts, Margaret A.	LD	336
Poulter, Jeffrey R	LD	281
Harrison, Marian	CON	221
Whitaker, Henry	CON	180
Green, Debra J	GRE	153

Grafton

No change

Holborn and St Pancras

Shaw, Roy E.	LAB	705
Dickie, John K.	LAB	660
Finer, Margaret A.	LD	221
Elliott, Anne B.	LD	191
Bartlett, Doreen F.	CON	187
Oakes, Sheila M	GRE	170
Shapps, Belinda	CON	148

Hampstead Town

No change

Hampstead and Highgate

Little, Margaret F.	LD	1,028
Malin, Sidney	LD	912
Anderson, Roderick G A.	CON	368
Base, Michael C	CON	354
Leonard, Mark	LAB	301
Champagne, Rudolph	LAB	259

Highgate

No change

<u>Hampstead and Highgate</u>			<u>Hampstead and Highgate</u>		
Cosin, Maggie	LAB	1,275	Rolfe, John A.	LAB	823
Arthur, Richard A.	LAB	1,252	Turner, Philip J.	LAB	809
Thane, John	LAB	1,141	Fisher, Martyn B.	CON	276
Barnes, Judith V.	CON	930	Irwin, Rose	CON	243
Freeman, Roger J.	CON	869	Warrick, Rex C.	LD	226
Silk, Cynthia M.	CON	825	Hervey, Joan M.	LD	138
Macauley, Heather	LD	666			
Waddington, Richard J.	LD	594	Regent's Park		No change
Gannon, Paul T.B.	GRE	471	<u>Holborn and St Pancras</u>		
Mair, Peter R.B.	LD	457	Turner, James	LAB	1,125
			Ward, Barbara	LAB	983
Holborn		No change	Olszewski, Richard J.	LAB	947
Holborn and St Pancras			Gray, Paul S.	CON	540
Fulbrook, Julian G.H.	LAB	948	Kemp, Anthony	CON	468
Woodrow, Brian	LAB	838	Bradshaw, Jeremy S	CON	412
Glossop, William G.	CON	328	Lyon, Ardon J	LD	354
Lutgen, Pamela M.	LD	264	Berry, David A.	LD	350
Turner, Barbara D.E.	LD	264	Patterson, Alan	IND	287
Vara, Shailesh	CON	215	Newbrook, Benjamin	LD	285
Kilburn		No change	St John's		No change
<u>Hampstead and Highgate</u>			<u>Holborn and St Pancras</u>		
Johnson, Heather M.	LAB	1,181	Abraham, Penelope F.	LAB	990
Hedges, Charles W.	LAB	1,007	Horan, David P.L.	LAB	977
Walker, Timothy J.	LAB	957	Brown, Diana M.	LD	406
Graham, Robert E	CON	435	Molesworth, Stephen L.	LD	351
Stanton-Humpreys, Jane	CON	395	Farrer, Michael R.	CON	183
Morgan, Jonathan	CON	386	Walker, Roland G.W.	CON	146
Mayer, Helen	GRE	362			
Morris, Lawrence S	IND	267	St Pancras		No change
Glover, David R	LD	233	<u>Holborn and St Pancras</u>		
Allen, Jeremy R.	LD	206	Lazenby, Gloria	LAB	686
Wagner, Erich	LD	133	Robinson, Roger L.	LAB	576
			Palmer, Fiona A	LD	254
King's Cross		No change	Myers, Ian R	LD	236
<u>Holborn and St Pancras</u>			Hoskins, Laura	CON	173
Hughes, Barbara L.	LAB	833	Mundlak, Blanche	CON	162
Smith, Nicholas D.J.	LAB	766			
Atkin, James E B.	CON	269	Somers Town		No change
Gandy, Rosemary	LD	240	<u>Holborn and St Pancras</u>		
Freedman, Eleanor V.	LD	232	Shine, Sybil S.	LAB	815
Ricketts, Robert A	CON	211	James, Ernest P.	LAB	743
			Harris, David R.	CON	226
Priory		No change	Ford, Caroline	LD	225
			Sleigh, Joseph P	CON	163
			Spring, Andrew M.	GRE	154
			South End		No change
			<u>Hampstead and Highgate</u>		

Harrison, Gerry	LAB	999	Moffitt, Keith	LD	972
Guthrie, Janet M.	LAB	919	Thompson, Heather	LD	811
Pardoe, Jonathan F.	CON	490	Lines, David J.	LAB	705
Schofield, Dominic J.	CON	431	Berridge, Geoffrey R.	LAB	642
Buonacorsi-How, Peter J	LD	348	Bourhill, Neil	CON	156
Wade, Andrew G.	LD	346	Mackover, Elaine B.	CON	131
			Akhavan, Farshtchi M	IND	62
			Clarke, Antoine J.	IND	41

Swiss Cottage

1 CON gain from LAB

~~Hampstead and Highgate~~

Ryan, Mary	LAB	887
Hall, Robert E.	LAB	834
Hocking, Stephen J.	CON	756
Morrissey, Honora	CON	754
Horne, Peter J.	CON	732
Moss, Bernard H.	LAB	710
Macdonald, John	ILAB	600
Collins, Nicholas H F	LD	439
Twite, Sally P.	LD	378
Newbrook, Herbert J.	LD	365
Gregory, Catherine M	GRE	284

West End

1 LD gain from LAB

~~Hampstead and Highgate~~**By-elections****Adelaide**

No change

~~23 February 1995~~

Singer, Peter L.	LAB	854
Graham, Robert E.	CON	649
Miles, Dudley R.	LD	157

~~Resignation of Day, Peter G. (LAB)~~**Bloomsbury**

No change

4 May 1995

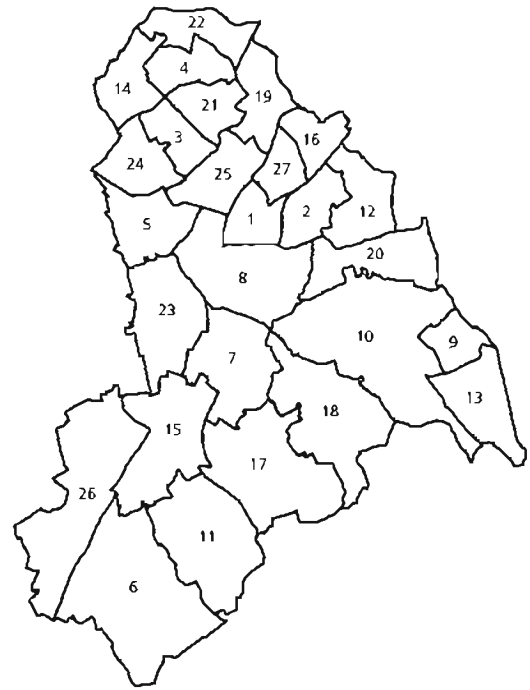
Callaghan, Patricia A.	LAB	1,271
Whittaker, William D.	CON	339
Wall, Gerrard S.	LD	258

~~Resignation of Burke, Shelley (LAB)~~

Croydon

Labour administration

1	Addiscombe	15	Purley
2	Ashburton	16	Rylands
3	Bensham Manor	17	Sanderstead
4	Beulah	18	Selsdon
5	Broad Green	19	South Norwood
6	Coulsdon East	20	Spring Park
7	Croham	21	Thornton Heath
8	Fairfield	22	Upper Norwood
9	Fieldway	23	Waddon
10	Heathfield	24	West Thornton
11	Kenley	25	Whitehorse Manor
12	Monks Orchard	26	Woodcote and Coulsdon West
13	New Addington	27	Woodside
14	Norbury		



State of the parties, 1964-98

	CON	LAB	LD	other	total
7.5.98	31	38	1	-	70
5.5.94	30	40	-	-	70
3.5.90	41	29	-	-	70
8.5.86	44	26	-	-	70
6.5.82	62	5	-	3	70
4.5.78	56	11	-	3	70
4.5.74	40	17	-	3	60
13.5.71	30	27	-	3	60
9.5.68	47	1	1	11	60
7.5.64	21	21	-	18	60

% share of the poll, 1964-98

	% poll	CON	LAB	LD	other
7.5.98	37.8	47.5	38.2	12.1	2.2
5.5.94	46.5	42.5	38.9	15.4	3.2
3.5.90	45.8	48.1	35.2	9.7	7.0
8.5.86	42.7	45.1	28.8	23.9	2.2
6.5.82	40.3	55.6	18.6	22.5	3.2
4.5.78	41.6	59.8	29.4	6.6	4.1
4.5.74	39.0	52.8	30.5	14.3	2.4
13.5.71	37.7	47.4	40.8	6.1	5.7
9.5.68	36.2	58.9	16.9	11.9	12.3
7.5.64	38.2	41.6	35.4	11.4	11.6

Changes 1994-98

	CON	LAB	LD	other	total
Old council 98	30	40	-	-	70
Vacancies	-	-	-	-	-
By-elections	-	-	-	-	-
Allegiance changes	-	-	-	-	-
New council 94	30	40	-	-	70

General statistics

		Croydon	London
May 1998	Electorate	223,588	5,010,999
May 1994	Electorate	229,760	4,872,088
Mid 1998 (LRC)	Resident population aged 18 and over	254,200	5,443,900
Mid 1994 (ONS)	Resident population aged 18 and over	250,900	5,409,200
May 1998	% unemployed	5.1	6.7
May 1994	% unemployed	10.1	12.9
April 1998	Band 'D' council tax	£692	£687
April 1994	Band 'D' council tax	£527	£534

% share of the poll

	Date	%poll	CON	LAB	LD	others		
						RES	GRE	IND
Addiscombe	7.5.98	41.7	33.1	45.0	8.4	13.5		
	5.5.94	46.8	30.9	41.9	12.0	-	10.6	4.6
Ashburton	7.5.98	46.2	50.6	38.5	10.9			
	5.5.94	50.4	42.8	37.7	19.5			
Bensham Manor <i>by-election</i>	7.5.98	32.5	22.5	62.3	10.7	UKIND 4.5	GRE 1.3	MRL 0.9
	17.10.96	29.8	24.2	63.7	9.9	-		
	5.5.94	45.4	32.5	67.5				
Beulah <i>by-election</i>	7.5.98	47.1	41.1	50.0	8.9			
	8.12.94	33.2	29.5	63.2	6.2	-	1.0	
	5.5.94	52.6	41.9	46.2	12.0			
Broad Green	7.5.98	25.8	29.9	70.1	-			
	5.5.94	38.1	25.9	74.1	-			
Coulsdon East	7.5.98	51.1	47.1	9.6	43.3			
	5.5.94	48.4	49.8	14.8	35.3			
Croham	7.5.98	40.0	56.5	26.3	14.4	PC 2.8		
	5.5.94	50.6	51.8	19.3	26.4	2.5		
Fairfield	7.5.98	36.9	52.1	32.8	12.2	CFC -	PC -	MRL 2.8
	5.5.94	42.8	49.1	29.7	15.5	3.5	2.2	
Fieldway	7.5.98	23.9	25.6	74.4	-			
	5.5.94	36.1	23.9	76.1	-			
Heathfield	7.5.98	40.6	65.1	22.8	12.1	RES		
	5.5.94	47.6	52.4	25.1	16.8	5.7		
Kenley	7.5.98	36.3	65.8	19.4	14.8			
	5.5.94	44.3	55.4	16.8	27.8			
Monks Orchard	7.5.98	42.6	65.9	24.2	9.9			
	5.5.94	51.1	59.9	21.9	18.2			
New Addington <i>by-election</i>	7.5.98	27.0	38.3	61.7	-	UDP	MRL	
	24.7.97	15.2	29.1	59.8	7.7	2.3	1.2	
	5.5.94	38.9	29.5	70.5	-			
Norbury	7.5.98	46.4	42.3	48.8	8.9			
	5.5.94	53.2	43.3	45.9	10.8			
Purley	7.5.98	37.1	58.1	19.8	18.9	GRE -	UKIND 3.3	
	5.5.94	46.1	49.2	15.9	30.2	4.7		
Rylands	7.5.98	37.1	34.1	65.9	-			
	5.5.94	50.8	37.9	62.1	-			
Sanderstead <i>by-election</i>	7.5.98	44.1	67.9	16.7	14.3	PC 1.1	GRE 1.0	IND 0.5
	14.9.95	42.0	52.6	16.2	29.8	-		
	5.5.94	50.8	53.8	16.6	26.3	3.3		
Selsdon	7.5.98	44.2	70.0	16.9	13.1	IND		
	5.5.94	54.8	50.5	12.0	35.3	2.2		
South Norwood	7.5.98	37.8	35.4	52.6	11.9			
	5.5.94	46.8	38.0	50.3	11.7			

	Date	%poll	CON	LAB	LD	GRE	IGRE	others
Spring Park	7.5.98 5.5.94	44.4 54.1	60.0 57.5	31.5 28.9	- -	- 13.6	- 8.4	
Thornton Heath	7.5.98 5.5.94	32.0 42.5	25.4 33.1	62.4 66.9	12.2 -			
Upper Norwood	7.5.98 5.5.94	46.0 52.3	39.6 46.5	50.8 53.5	9.6 -			
Waddon	7.5.98 5.5.94	37.7 46.8	47.8 31.1	42.0 43.0	10.3 16.3	9.6		RES
West Thornton	7.5.98 5.5.94	29.6 44.0	38.1 28.1	61.9 57.7	- 14.2			
Whitehorse Manor	7.5.98 5.5.94	26.1 37.6	33.4 24.7	66.6 63.3	- -	12.0		IND
Woodcote and Coulsdon West	7.5.98 5.5.94	35.9 43.9	52.5 49.9	18.8 14.8	17.7 35.3	11.0		
Woodside	7.5.98 5.5.94	32.5 44.7	28.5 33.3	52.5 50.7	18.9 16.0			

Results

Addiscombe

No change

Croydon Central

Fitzpatrick, Jeremy P.	LABCP	1,943
Campbell, Amanda N.	LABCP	1,709
Fitzsimons, Sean E.	LABCP	1,686
Barwell, Richard D.	CON	1,393
Chatterjee, Richard R.	CON	1,306
El-Droubie, Hella P.H.	CON	1,222
Collins, Stephen P.	IRE	533
Barlow, Melanie L.	LD	391
Schlich, George W.	LD	314
Schlich, Kay L.	LD	289

Ashburton

No change

Croydon Central

Arram, Edwin S.	CON	1,417
Slipper, Avril E.M.	CON	1,355
Phelan, Michael P.J.	LAB	1,055
Sequeira, Neva	LAB	1,055
Ashworth, Charles	LD	343
West, Paul F.	LD	255

Bensham Manor

No change

Croydon North

Burrige, Alexander J.	LAB	1,766
Shaw, Paula M.	LAB	1,697
Mee, Paul R.	LAB	1,668
Pullen, Brenda	CON	645
Bakrania, Sujata I.	CON	613
Whiting, Maureen B.	CON	596
Fraser, John	LD	336
Facey, Peter	LD	252
Feisenberger, James R.	UKIND	125

Beulah

No change

Croydon North

Grantham, Roy A.	LAB	1,368
Malyan, Hugh D.	LAB	1,330
Bearman, Jonathan	CON	1,131
Hutchens, Gloria J.	CON	1,087
Cope, Jonathan R.	LD	240

Broad Green

No change

Croydon North

Matlock, Rodney G.	LAB	1,395
Collins, Stuart	LAB	1,331
Spalding, Peter L.	LAB	1,253
Parker, Ian J.	CON	612
Thomas, Jill	CON	553
Pearson, Keith B.	CON	532

Coulsdon East

1 LD gain from CON

Croydon South		
Wright, Christopher	CON	2,234
Atkins, Ian R.	LD	2,122
Perry, Jason S.	CON	2,112
Udell, Brian A	CON	2,106
Bishopp, Michael T A	LD	1,935
Goodrich, Mark B	LD	1,867
Conway, Maggie	LAB	474
King, Charles	LAB	431
Ryan, Michael J.	LAB	410

Croham

No change

Croydon South

Keable, Nicholas S.P.-J.	CON	2,223
McCombie, Paul J.	CON	2,206
Stockwell, Mark B.	CON	2,127
Butler, Alison J.T.	LAB	1,060
Pollard, Breatrice A.	LAB	1,011
Horah, Peter N	LAB	980
Bishopp, Sylvia W.	LD	611
Leck, Joan H.	LD	530
Gauge, Geoffrey V	LD	526
Johnson, Graham	IRE	129
Samuel, Mark R.L.	IRE	84

Fairfield

No change

Croydon Central

Coatman, Robert W.	CON	2,189
Knight, Patricia F.L.	CON	2,120
Wunn, Michael D.	CON	2,014
O'Donnell, Dominic G.	LAB	1,390
Jackson, Neil McN.	LAB	1,335
Scott, Paul W	LAB	1,260
Moss, Anthony J.	LD	556
Hay-Davies, Mahetabel	LD	487
Muller, Carl P.	LD	439
Cartwright, John S	MRL	114

Fieldway

No change

Croydon Central

Walker, James L.	LABCP	851
Walker, Mary M.	LABCP	819
Brundle, Madeleine T.	CON	294
Brundle, Richard F.	CON	281

Heathfield

No change

Croydon Central

Pelling, Andrew J.	CON	2,328
Horden, Mary M.H.	CON	2,284
Mead, Margaret V.	CON	2,283
Primm, Jeffrey R	LAB	880
Sookias, Lydia E	LAB	776
Aslam, Mohammad	LAB	758
Ladanyi, Peter S.	LD	429

Kenley

No change

Croydon South

Buttinger, Janice A.	CON	1,500
Hollands, Steven L.V.	CON	1,445
Candy, Julie A.	LAB	465
Rosenbloom, Michael E.	LAB	401
Hargreaves, Jeremy A.	LD	339
Beadle, Robert	LD	325

Monks Orchard

No change

Croydon Central

Campbell, Peter J.	CON	2,132
Loughborough, Derek R.	CON	2,116
Davies, David L.	LAB	880
Assanah, Joseph D	LAB	677
Gosling, David G.	LD	342
West, Patricia F	LD	297

New Addington

No change

Croydon Central

Ward, Christopher	LAB	1,076
Laffin, Trevor J.	LAB	1,023
Shawcross, Valerie	LAB	981
Miller, John R.	CON	669
Sullivan, Robin	CON	627
Miller, Roy T.	CON	619

Norbury

No change

Croydon North

Mansell, Margaret R.	LAB	1,858
Hopson, Peter W.	LAB	1,796
Khan, Shafi	LAB	1,793
Kendall, Bryan J	CON	1,651
Mason, Alan G.E.	CON	1,548
Marvier, Madeleine B.	CON	1,516
Armer, David	LD	397
Scott, Peter B.	LD	358
Silver, Robert G	LD	241

Purley

No change

Croydon South

Bass, Graham J.	CON	2,367
Millard, Derek G.	CON	2,351
Thomas, Philip J.	CON	2,170
Smith, Ian J	LAB	811
Mantell, Douglas M.	LAB	782
Newton, Sarah J.	LD	782
Parameswaran, Kandaswami	LAB	759
Randall, Pamela A	LD	739
Riley, Jenefer G A.	LD	716
Serter, Kathleen	UKIND	129

Rylands No change

Croydon Central

Jewitt, Karen A.	LAB	1,323
Woodley, Louisa P.	LAB	1,115
Gamage, Colin S.	CON	656
North, Joan M.	CON	605

Sanderstead No change

Croydon South

Shaw, Eric	CON	2,183
Hale, Lynne C.	CON	2,130
Fisher, Ronald W.	LAB	628
Grady, Spencer A	LD	470
Howard-Jones, Gavin T.	LD	440
Smith, Paul J.	LAB	432
Lee, Sheila	IRE	41
Lee, David	IRE	26

Selsdon No change

Croydon South

Adamson, Richard H.R.	CON	2,277
Mead, Dudley S.	CON	2,129
Buttigieg, Barry P	LAB	559
Simkins, John C.	LAB	508
Cook, Barbara B.	LD	420
Jefkins, John M.	LD	405

South Norwood No change

Croydon North

Avis, Jane	LAB	1,587
Fraser, Clive B.	LAB	1,519
Jewitt, Michael	LAB	1,484
Filbey, George A.	CON	1,078
Miles, Pauline	CON	1,054
Tooze, John L.	CON	957
Hardy-McBride, Julie	LD	357
Perry, Jan	LD	336

Spring Park No change

Croydon Central

Marshall, Janet A.	CON	2,051
Fisher, Michael D.	CON	1,916
Jones, Sarah A.	LAB	1,089
Whitby, Mary	LAB	993
Williams, Karl R	IGRE	279

Thornton Heath No change

Croydon North

Clouder, Patricia	LAB	1,682
Dennis, Adrian S.	LAB	1,595
Garratt, Wallace W.	LAB	1,571
Davis, Peter R.C.	CON	694
Millard, Andrew C G	CON	638
Parker, Jane	CON	638
Cornell, John	LD	331
Morley, Geoffrey	LD	309
Pocock, Beryl R.	LD	307

Upper Norwood No change

Croydon North

Ryan, Patrick T.	LABCP	1,440
Payne, Ian G.	LABCP	1,187
Kenny, Phillip T	CON	1,047
Shaw, Martin C.	CON	1,000
Held, Leo C.E	LD	247

Waddon 2 CON gains from LAB

Croydon South

Calvert, Rex A.J.	CON	1,610
Dare, Graham T.	CON	1,556
Burling, Charles E.	LAB	1,528
Gamble, Philip P	CON	1,490
Godfrey, Timothy	LAB	1,298
Khan, Bernadette	LAB	1,268
Gauge, Steven H.	LD	363
Norton, Henry J	LD	338
Hadjicharalambous, Helen	LD	299

West Thornton No change

Croydon North

McKenzie, Clarence A.	LAB	1,449
Bernard, Gwendolyn E.	LAB	1,408
Chandarana, Raj	LAB	1,363
Taylor, Roger C.	CON	913
Bhagat, Parshotam L.	CON	868
Bearman, Vinita	CON	815

Whitehorse Manor No change

Croydon North

Letts, Toni E.	LAB	1,400
Ryan, Gerry M.	LAB	1,284
Tiedemann, Martin A.	LAB	1,266
Hawkins, Quentin J.	CON	709
Colliver, Barbara	CON	677
Willis, Sheila E.E.	CON	596

Croydon Central

Finegan, Brian P.	LABCP	1,183
Newman, Anthony J.	LABCP	1,121
Grainger, Benjamin J.	CON	637
Dorey, Derek W	CON	615
Waterhouse, Hilary J.	LD	415

Woodcote and Coulsdon West No change

Croydon South

Osland, David J.	CON	2,163
Hawkins, Anna	CON	2,161
Barwell, Gavin L.	CON	2,009
Darville, James P.C.	LAB	807
Callen, John P.	LD	777
Rowland, Ronald E	LAB	768
Gauge, Patricia	LD	697
Hoda, Aslam M.	LAB	687
Jacobs, Keith C.	LD	666
Kelly, Owen	IND	441

Woodside No change
By-elections

Bensham Manor No change

17 October 1996

Shaw, Paula M.	LAB	1,812
Tooze, John L.	CON	690
Fraser, John	LD	282
Barnsley, Mario S.G.G.	GRE	38
Cartwright, John S.	MRL	25

Resignation of Roberts, Alison J. (LABCP)

New Addington No change

24 July 1997

Ward, Christopher	LAB	755
Sullivan, Robin	CON	367
Goodrich, Mark B.	LD	97
Burgess, Paul T.	UDP	29
Cartwright, John S.	MRL	15

Resignation of Davies, Geraint R. (LAB)

Beulah No change

8 December 1994

Malyan, Hugh D.	LAB	1,338
Fisher, Michael D.	CON	625
Pocock, Christopher M.	LD	132
Horner, Bruce J.	GRE	21

Resignation of Chowdhury, Sherwan H. (LAB)

Sanderstead No change

14/9/95

14 September 1995

Shaw, Eric	CON	1,712
Howard-Jones, Gavin T.	LD	970
Phelan, Michael P.J.	LAB	528
Hamlyn, Richard J.	GRE	32
Cartwright, John S.	IND	15

Death of Marshall, Bruce T.H. (CON)

Ealing

Labour administration

1	Argyle	14	Northfield
2	Costons	15	Perivale
3	Dormers Wells	16	Pitshanger
4	Ealing Common	17	Ravenor
5	Elthorne	18	Southfield
6	Glebe	19	Springfield
7	Hanger Lane	20	Vale
8	Heathfield	21	Victoria
9	Hobbayne	22	Walpole
10	Horsenden	23	Waxlow
11	Mandeville	24	West End
12	Mount Pleasant	25	Wood End
13	Northcote		



State of the parties, 1964-98

	CON	LAB	LD	other	total
7.5.98	15	53	3	-	71
5.5.94	20	48	3	-	71
3.5.90	40	30	-	-	70
8.5.86	20	47	3	-	70
6.5.82	37	30	3	-	70
4.5.78	41	28	-	1	70
4.5.74	24	36	-	-	60
13.5.71	20	40	-	-	60
9.5.68	53	5	-	2	60
7.5.64	26	34	-	-	60

% share of the poll, 1964-98

	% poll	CON	LAB	LD	other
7.5.98	33.5	30.6	48.4	13.4	7.8
5.5.94	49.5	38.2	47.6	10.2	4.0
3.5.90	49.0	43.6	42.3	9.4	4.7
8.5.86	47.9	35.0	46.1	16.6	2.3
6.5.82	49.5	41.1	35.0	21.1	2.8
4.5.78	46.8	50.5	43.4	4.6	1.5
4.5.74	40.3	42.6	46.0	9.0	2.4
13.5.71	44.6	41.9	51.8	1.9	4.4
9.5.68	42.4	63.7	27.4	3.8	5.1
7.5.64	43.6	44.0	47.9	6.4	1.8

Changes 1994-98

	CON	LAB	LD	other	total
Old council 98	19	47	3	1	70
Vacancies	-	1	-	-	1
By-elections	-1	+1	-	-	-
Allegiance changes	-	-1	-	+1	-
New council 94	20	48	3	-	71

General statistics

		Ealing	London
May 1998	Electorate	210,753	5,010,999
May 1994	Electorate	197,662	4,872,088
Mid 1998 (LRC)	Resident population aged 18 and over	225,400	5,443,900
Mid 1994 (ONS)	Resident population aged 18 and over	223,300	5,409,200
May 1998	% unemployed	5.5	6.7
May 1994	% unemployed	10.9	12.9
April 1998	Band 'D' council tax	£643	£687
April 1994	Band 'D' council tax	£470	£534

% share of the poll

	Date	%poll	CON	LAB	LD	GRE	others		
							NF		
Argyle	7.5.98	36.8	42.8	34.9	14.3	8.0			
<i>by-election</i>	29.9.94	33.3	40.6	43.9	13.2	-	2.3		
	5.5.94	49.8	44.4	33.6	13.3	8.7			
Costons	7.5.98	36.7	42.8	44.9	12.3				
	5.5.94	49.3	51.6	37.6	10.8				
Dormers Wells	7.5.98	28.5	17.6	60.1	11.6	10.8			
	5.5.94	47.7	32.8	58.4	8.8				
Ealing Common	7.5.98	31.3	38.5	29.7	20.7	11.1		IND	RES
	5.5.94	47.1	46.0	27.7	14.6	6.5	3.1	2.1	
Elthorne	7.5.98	31.1	21.2	53.5	11.2	14.1			
	5.5.94	46.8	35.3	49.5	-	15.2			
Glebe	7.5.98	30.1	7.4	70.6	4.9	6.6		SLAB	
	5.5.94	46.2	16.0	73.6	-	10.5		10.4	
Hanger Lane	7.5.98	31.2	50.8	32.8	16.5				
	5.5.94	46.9	62.3	24.6	13.1				
Heathfield	7.5.98	29.4	23.3	62.3	14.4				
	5.5.94	44.8	28.5	60.3	11.2				
Hobbayne	7.5.98	32.9	23.7	56.1	11.6	8.7			
	5.5.94	53.0	32.1	49.5	10.2	8.2			
Horsenden	7.5.98	41.9	37.1	54.1	8.7				
	5.5.94	55.0	40.6	40.2	19.2				
Mandeville	7.5.98	35.2	38.2	41.4	5.7	14.7			
	5.5.94	52.1	46.5	53.5	-				
Mount Pleasant	7.5.98	26.7	13.0	66.6	7.7	12.7			
<i>by-election</i>	6.6.96	23.0	-	82.6	17.4				
	5.5.94	43.5	22.0	78.0	-				
Northcote	7.5.98	30.3	7.6	62.4	5.4	24.6			
<i>by-election</i>	20.4.95	28.9	5.9	86.8	7.3				
	5.5.94	45.1	14.8	85.2	-				
Northfield	7.5.98	38.9	29.2	44.2	15.5	11.0			
	5.5.94	56.6	38.7	42.3	12.5	6.4			
Perivale	7.5.98	41.8	40.4	50.2	9.4				
	5.5.94	51.9	42.8	46.2	11.0				
Pitshanger	7.5.98	38.6	46.2	26.0	16.8	11.0			
	5.5.94	52.6	56.0	22.8	14.8	6.4			
Ravenor	7.5.98	36.7	39.7	50.3	10.0				
	5.5.94	54.8	42.8	47.5	9.6				
Southfield	7.5.98	40.0	21.7	27.1	45.4	5.8			
	5.5.94	52.3	30.9	30.1	36.4	2.5			
Springfield	4.6.98	26.6	34.4	55.4	10.2				
	5.5.94	50.5	38.6	51.4	10.0				
Vale	7.5.98	33.2	29.9	53.6	9.7	6.9			
<i>by-election</i>	26.9.96	29.8	36.0	57.2	6.8				
	5.5.94	48.0	38.5	51.5	9.9				
Victoria	7.5.98	31.4	25.4	61.9	12.7				
	5.5.94	45.1	36.7	54.2	9.2				

	Date	%poll	CON	LAB	LD	GRE	IND	others
Walpole	7.5.98	37.1	23.1	51.0	13.7	12.2		
	5.5.94	53.6	35.6	45.7	13.9	-	4.7	
Waxlow	7.5.98	30.0	27.4	58.2	14.4			
	5.5.94	46.2	36.7	63.3	-			
West End	7.5.98	28.9	26.6	56.2	9.8	7.3		
	5.5.94	46.7	33.8	55.3	10.8			
Wood End	7.5.98	36.5	42.2	43.1	6.7	8.0		
	5.5.94	53.4	40.9	37.8	10.7	10.7		

Results

Argyle

1 CON gain from LAB

Ealing North

Ansell, Joan T.	CON	1,516
Gibb, Ian	CON	1,405
Castle, Brian H.	CON	1,365
Seers, Patricia	LAB	1,324
Anand, Harbans S	LAB	1,086
Sharma, Renu	LAB	1,083
Davies, Roger W.	LD	649
Rowley, Simon J.	LD	469
Dalal, Rusi K	LD	319
Seibe, Astra I.	GRE	268

Ealing Common

No change

Ealing, Southall

Brown, Anthony G.	CON	1,232
Green, Ian R.	CON	1,230
Harris, Eileen V.	CON	1,165
Jones, Alan M	LAB	1,073
Royappa, Benjamin A.	LAB	884
Barua, Trapti	LAB	836
Thomson, Nikki	LD	732
Ball, Jon T.A.	LD	687
Maycock, John B.	LD	530
Burton, Peter G.H.	GRE	349

Costons

2 LAB gains from CON

Ealing North

Evans, Laurence F.	LAB	1,371
Hetherington, Edith J.	CON	1,255
Kang, Swarn S.	LAB	1,153
Mathison, Alan	LAB	1,136
Weeks, Graham J.	CON	1,127
Stacey, Jason A.	CON	1,106
Douglas, Olive	LD	405
Jay, Madeliene	LD	262

Elthorne

No change

Ealing, Southall

Clements-Elliott, Julia M.	LAB	1,498
Coleman, Edward P.	LAB	1,437
Majumdar, Margaret J.	LAB	1,323
Mangat, Niranjan S	CON	587
Perry, William J.	CON	570
Simpson, Russell C.	CON	533
Diamond, Sebastian J.	GRE	409
Miles, Deborah	GRE	398
Spruce, Christopher J.	GRE	313
Pidoux, Christopher J	LD	312
Pidoux, Michael G.	LD	282

Dormers Wells

No change

Ealing, Southall

Mann, Rajinder S.	LAB	1,625
Varma, Surinder N.	LAB	1,534
Aslam, Mohammad	LAB	1,532
Patterson, William	CON	488
Oliver, Barbara M	CON	466
Perry, Jane A.	CON	417
Kendrick, Susan M.	LD	337
Rapley, Sarah J.	GRE	280
Olive, Michael P.M.	LD	268

Glebe

Ealing, Southall		No change
Anand, Jasbir K.	LAB	2,018
Chander, Umesh	LAB	1,962
Pathak, Rabindara N.	LAB	1,916
Samra, Resham	SLAB	310
Morgan, David	SLAB	271
Forster, Iris V	CON	240
Gibson, Noreen O.	CON	214
Goodwin, Nicholas	GRE	185
Marshall, Myrtle D	CON	166
Jones, Robert E J.	LD	139
Gooch, Paul M.	LD	136

Hanger Lane

Ealing, Acton and Shepherds Bush		No change
Yerolemou, Barbara C.	CON	1,388
Potts, Ian M.	CON	1,351
Sumner, Nigel R.	CON	1,317
Brett, Sherrell	LAB	937
Amin, Vijay	LAB	848
Fraser, Keith	LAB	832
Brooks, Dorothy A.	LD	506
O'Connor, Michael	LD	419
Salaun, Francis P	LD	392

Heathfield

Ealing, Acton and Shepherds Bush		No change
Brookes, Elizabeth	LAB	1,467
Cudmore, John L.	LAB	1,452
Johnson, Yvonne E.	LAB	1,415
Brown, Sheila	CON	622
Peach, John S K.	CON	539
Khan, Jamal A	CON	459
Alcock, Raymond D.	LD	375
Winkfield, Nicholas J.	LD	356
Studholme, Hugo W.R.	LD	268

Hobbayne

Ealing North		No change
Greenhead, Phyllis M.	LAB	1,468
Sears, Stephen A.	LAB	1,453
Price, Royston H.	LAB	1,274
Frost, Tim	CON	618
Oakley, Miranda M E	CON	608
Rankin Frost, Alison	CON	544
Harvey, Alison J.	LD	318
Miller, Alan B.	LD	260
Fitzherbert, Katrin	GRE	260
Fitzherbert, Luke	GRE	201
Outten, Brian A.	GRE	186

Horsenden

Ealing North		1 LAB gain from CON
Varley, Frederick W.	LAB	1,218
Manro, Shital	LAB	1,140
Freeman, David A J.	CON	840
Mallam, Martin H.	CON	776
Wilson, Ann B.	LD	193
Hankinson, Vera	LD	188

Mandeville

Ealing North		1 CON gain from LAB
Reeves, Brian R.	LAB	1,159
Richardson, Rev. Neill	LAB	1,052
Downham, Peter	CON	1,017
Trinder, Joan B.	CON	991
Khan, Robert L.N.A	LAB	961
Ilisley, Allan G.	CON	924
Underwood, Neal G.	GRE	507
Brown, Steven	GRE	330
Lawrence, Meike J.	GRE	289
Hatherall, Dietlinde G.	LD	162
Salaman, Myer R.	LD	129

Mount Pleasant

Ealing, Southall		No change
Dheer, Ranjit L.	LAB	1,520
Bagha, Tej R.	LAB	1,507
Patil, Madhavrao N.	LAB	1,464
Ali, Shaukat	CON	320
Cowan, Steven	SLAB	315
Chandan, Sukant	SLAB	306
Regan, June D.M	CON	281
Lafford, George H.	CON	276
Cremer, Iris M.	SLAB	237
Thomas, Kathleen E F.	LD	180
Rundell, Douglas J.	LD	168

Northcote		No change	Ravenor		No change
Ealing, Southall			Ealing North		
Mahal, Manjit S.	LAB	1,519	Murray, Diane	LAB	1,651
Sahota, Gurdip S.	LAB	1,327	Stokoe, Jill	LAB	1,356
Perdesi, Ram K.	LAB	1,277	Thomson, Leonora H.	LAB	1,322
Brar, Harpal S.	SLAB	606	Brooks, William R.	CON	1,183
Cheema, Surinder	SLAB	546	Kopecky, Vladimir	CON	1,125
Samra, Jagdev S.	SLAB	475	McGinty, Dorothy L	CON	1,103
Harris, Joseph G	CON	198	Dee, Patrick F.	LD	304
Bressey, Nina O.	CON	168	Murphy, Oliver P.	LD	269
Shaw, Audrey P	CON	133			
Woodcock, Lyn E.	LD	120	Southfield		No change
Northfield		No change	Ealing, Acton and Shepherds Bush		
Ealing, Southall			Mitchell, Andrew D.	LD	1,471
O'Neill, Joseph M.P.	LAB	1,484	Rose, Harvey B.	LD	1,421
Gavan, Kieron M.	LAB	1,478	Ryan, Kieran P.	LD	1,366
Woodroffe, Simon R.	LAB	1,414	Bastin, Colin	LAB	942
Scott, David A.H.	CON	1,042	Reedy, Francis P.	LAB	805
Kapoor, Anita	CON	958	Singh, Renu	LAB	796
Devs, Harbans S.	CON	892	Dunbar, Ian J.K.	CON	686
Hurst, Frances A.	LD	582	Williams, Gareth D.	CON	685
Thornhill, Peter G	LD	518	Hill, Paul W.	CON	661
Gorbitt, Richard A	LD	433	Meiklejohn, Christina L.V.	GRE	180
Allord-Brown, Derek H.	GRE	364	Springfield		No change
Perivale		1 LAB gain from CON	Ealing, Acton and Shepherds Bush		
Ealing North			Delaney, John L.	LAB	1,276
Payne, Christopher G.	LAB	1,197	Donnelly, Stephen O.	LAB	1,254
Nijhar, Inderjeet S.	LAB	1,128	Payne, Margaret	LAB	1,207
Jackson, Stewart J	CON	940	Delaney, Ellen A.C	CON	806
Gold, David S.	CON	931	Murphy, Glenn M	CON	770
Cummings, Brian E.	LD	233	Macleod, Mary B.	CON	741
Ducker, John F.C.	LD	201	Bailey, Edward	LD	254
Pitshanger		No change	Grabowski, Fiona M.	LD	236
Ealing North			O'Connell, Donald	LD	199
Young, Anthony C.B.	CON	1,809	Vale		No change
Pagan, Diana M.	CON	1,736	Ealing, Acton and Shepherds Bush		
Hider, Audrey M.	CON	1,668	Crawford, Katherine	LAB	923
Davis, Ruddy L.	LAB	1,038	Field, Judith E.	LAB	797
Fraenkel, Michael S.	LAB	987	Fox, Roger G.	CON	497
Kilker, Michael J.	LAB	905	Magnowska, Christine R.	CON	462
Harris, Brian	LD	707	Slater, Mary C.	LD	158
Fruzza, Francesco R	LD	602	Joachim, Paul J.	LD	154
Kitchener, Paul A.	LD	586	Porter, Adam	GRE	110
Ainsworth, John A.	GRE	412			

* Election held on 4 June 1998 following the death of a nominated candidate

Victoria

No change

Ealing, Acton and Shepherds Bush

Gray, Anthony J.	LAB	1,007
Portwood, Phillip J.	LAB	1,001
Young, Janet E.	CON	419
Haythorn, Norma M.McC.	CON	404
Allwright, Donald A.	LD	239
Rose, Margaret	LD	172

Walpole

No change

Ealing, Southall

Benn, Hilary J.	LAB	2,017
Wicks, Peter J.	LAB	1,793
Sharma, Virendra K.	LAB	1,743
Belson, Geoffrey P.	CON	884
Day, Sheila B.	CON	831
Rebello, Felix I.	CON	800
Brooke, Fiona C.	LD	559
Mitchell, John W	LD	503
Dobson, Margaret	GRE	443
Revesz, Elaine M.	LD	432

Waxlow

No change

Ealing, Southall

Singh, Gurcharan	LAB	1,534
Keith, Manjit S.	LAB	1,509
Dhindsa, Kamaljit S.	LAB	1,507
Nolder, Anthony	CON	725
Power, Doreen I.	CON	721
Pack, Michael	CON	691
Edinburgh, Fay	LD	375

By-elections**Argyle**

LAB gain from CON

29 September 1994

Richardson, Neil	LAB	1,330
Millican, David	CON	1,229
Maycock, John B.	LD	399
Moore, Michael C.H.	NF	71

*Death of Wood, John I. (CON)***Mount Pleasant**

No change

6 June 1996

Dheer, Ranjit L.	LAB	1,704
Thomson, Nicola F.	LD	360

*Resignation of Birk, Jasbinder K. (LAB)***West End**

No change

Ealing North

Bond, David F.	LAB	1,439
Dunckley, Ernest F.	LAB	1,338
Impey, Frank K.	LAB	1,192
Emment, Susan	CON	678
Hyde, Avril	CON	626
Kent, Kathryn T.	CON	576
Ducker, Judith E.	LD	251
Goodwin, Ida A.	LD	210
Gooch, Brian E.	GRE	204
Perkins, Alastair S.	GRE	140

Wood End

2 LAB gains from CON

Ealing North

Gordon, Richard	LAB	1,287
Hall, Brenda S.	CON	1,183
Porter, Richard A.O.	LAB	1,179
Varney, Diane G.	CON	1,175
Landeryou, Zena S.	CON	1,165
Karasinski, Mark A.	LAB	1,127
Kilduff, Eamon F.	GRE	261
Kilduff, Lisa A	GRE	243
McKay, Helen A	LD	225
Miller, Anthony H.J.	LD	186
Agius, Anthony W.J.	GRE	163
Seymour, John K.G.	LD	145

Northcote

No change

20 April 1995

Mahal, Manjit S.	LAB	1,820
Sahota, Gurdip S.	LAB	1,781
Maycock, John B.	LD	153
Mitchell, John W.	LD	151
Gold, David S.	CON	144
Pack, Michael	CON	102

*Death of Lachhar, Chanan S. (LAB)**Resignation of Dyal, Tara S. (LAB)***Vale**

No change

26 September 1996

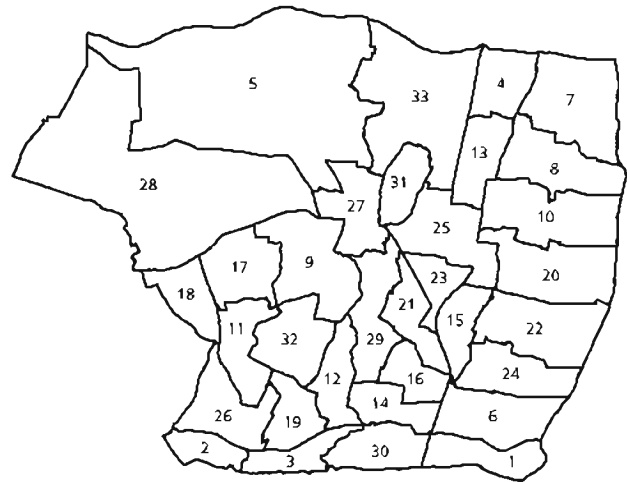
Scahill, Joseph	LAB	828
Cook, Mary C.	CON	522
Gupta, Ajjay	LD	98

Resignation of Baptie, Roderick G. (LAB)

Enfield

Labour administration

1 Angel Road	18 Oakwood
2 Arnos	19 Palmers Green
3 Bowes	20 Ponders End
4 Bullsmoor	21 Raglan
5 Chase	22 St Alphege
6 Craig Park	23 St Marks
7 Enfield Lock	24 St Peters
8 Enfield Wash	25 Southbury
9 Grange	26 Southgate Green
10 Green Street	27 Town
11 Grovelands	28 Trent
12 Highfield	29 Village
13 Hoe Lane	30 Weir Hall
14 Huxley	31 Willow
15 Jubilee	32 Winchmore Hill
16 Latymer	33 Worcesters
17 Merryhills	



State of the parties, 1964-98

	CON	LAB	LD	other	total
7.5.98	23	43	-	-	66
5.5.94	25	41	-	-	66
3.5.90	34	32	-	-	66
8.5.86	38	28	-	-	66
6.5.82	47	19	-	-	66
4.5.78	41	19	-	-	60
4.5.74	30	29	1	-	60
13.5.71	32	28	-	-	60
9.5.68	51	9	-	-	60
7.5.64	29	31	-	-	60

% share of the poll, 1964-98

	% poll	CON	LAB	LD	other
7.5.98	33.3	39.4	47.5	11.6	1.5
5.5.94	47.1	39.2	47.3	12.6	1.0
3.5.90	48.0	46.2	38.5	3.4	11.9
8.5.86	46.7	47.0	34.9	16.3	1.8
6.5.82	43.4	50.8	28.0	20.9	0.3
4.5.78	44.6	55.6	33.8	5.2	5.3
4.5.74	38.8	46.8	38.4	14.8	0.0
13.5.71	40.3	46.5	46.9	6.1	0.5
9.5.68	44.8	66.9	24.0	6.7	2.4
7.5.64	41.4	42.6	39.4	11.8	6.2

Changes 1994-98

	CON	LAB	LD	other	total
Old council 98	26	38	-	2	66
Vacancies	-	-	-	-	-
By-elections	+1	-1	-	-	-
Allegiance changes	-	-2	-	+2	-
New council 94	25	41	-	-	66

General statistics

		Enfield	London
May 1998	Electorate	200,913	5,010,999
May 1994	Electorate	192,473	4,872,088
Mid 1998 (LRC)	Resident population aged 18 and over	201,100	5,443,900
Mid 1994 (ONS)	Resident population aged 18 and over	199,600	5,409,200
May 1998	% unemployed	6.0	6.7
May 1994	% unemployed	11.4	12.9
April 1998	Band 'D' council tax	£680	£687
April 1994	Band 'D' council tax	£580	£534

% share of the poll

	Date	%poll	CON	LAB	LD	others
Angel Road	7.5.98	26.6	24.6	67.7	7.7	
	5.5.94	42.1	26.9	65.7	7.4	
Arnos	7.5.98	29.8	15.6	63.6	8.3	IND 12.5
	5.5.94	43.8	29.8	59.8	10.4	
Bowes	7.5.98	28.7	19.1	70.5	10.4	
	5.5.94	45.7	27.0	61.9	11.1	
Bullsmoor	7.5.98	32.7	39.1	53.7	7.2	
	5.5.94	50.6	42.9	57.1	-	
Chase	7.5.98	33.7	45.6	41.7	12.8	
	5.5.94	49.3	47.0	34.9	18.0	
Craig Park	7.5.98	24.4	26.6	66.5	6.8	
	5.5.94	35.8	20.1	71.0	8.9	
Enfield Lock <i>by-election</i>	7.5.98	34.3	39.3	51.7	9.0	
	27.4.95	31.1	30.4	63.5	6.1	
	5.5.94	46.5	44.7	55.3	-	
Enfield Wash	7.5.98	25.3	32.1	59.9	8.0	
	5.5.94	40.9	38.2	61.8	-	
Grange	7.5.98	39.6	62.9	25.1	12.0	GRE
	5.5.94	54.5	50.7	16.7	29.7	2.9
Green Street	7.5.98	36.0	39.9	55.3	4.8	
	5.5.94	47.7	42.1	57.9	-	
Grovelands	7.5.98	38.5	41.8	33.0	25.2	
	5.5.94	47.0	45.5	32.3	22.2	
Highfield	7.5.98	32.8	38.1	43.8	8.4	ILAB 9.7
	5.5.94	50.3	38.8	53.1	8.1	
Hoe Lane	7.5.98	23.7	32.7	58.2	9.1	
	5.5.94	45.5	34.4	55.4	10.2	
Huxley	7.5.98	34.1	21.4	73.8	4.7	
	5.5.94	46.1	28.2	63.1	8.7	
Jubilee	7.5.98	29.9	29.4	60.8	9.8	
	5.5.94	46.4	26.9	62.3	10.8	
Latymer	7.5.98	25.2	21.1	69.0	10.0	MLAB
	5.5.94	42.5	19.6	65.0	8.8	6.5
Merryhills	7.5.98	36.6	55.3	30.6	14.1	
	5.5.94	49.7	55.1	27.3	17.6	
Oakwood	7.5.98	35.1	43.3	43.0	13.7	
	5.5.94	43.7	48.3	34.8	16.9	
Palmers Green	7.5.98	37.6	32.7	46.3	9.6	IND 11.4
	5.5.94	50.8	31.9	53.0	15.1	
Ponders End	7.5.98	26.4	21.7	53.5	10.2	ILAB 14.6
	5.5.94	40.1	30.3	69.7	-	
Raglan	7.5.98	37.5	41.8	49.5	8.7	
	5.5.94	48.7	46.7	41.9	11.4	
St Alphege <i>by-election</i>	7.5.98	26.8	23.7	68.3	8.0	
	12.12.96	29.8	29.2	67.1	3.6	
	5.5.94	42.5	28.6	62.1	9.4	

	Date	%poll	CON	LAB	LD	others	
St Marks <i>by-election</i>	7.5.98	38.0	35.2	54.9	9.9	UKIND	
	17.7.97	25.3	40.1	48.6	4.8	6.5	
	5.5.94	56.5	36.5	54.7	8.8		
St Peters	7.5.98	26.6	24.3	63.4	6.9	GRE	
	5.5.94	41.2	24.0	65.3	10.7	5.3	
Southbury	7.5.98	35.8	39.6	49.9	10.5		
	5.5.94	52.1	38.5	48.7	12.8		
Southgate Green	7.5.98	35.9	43.4	43.3	13.3		
	5.5.94	42.9	46.7	32.3	21.1		
Town	7.5.98	39.2	51.7	34.7	13.5		
	5.5.94	55.2	48.9	33.8	17.3		
Trent	7.5.98	32.9	60.1	23.0	16.9		
	5.5.94	43.2	61.1	19.8	19.1		
Village	7.5.98	37.1	55.0	34.1	10.9		
	5.5.94	49.5	52.8	32.5	14.7		
Weir Hall	7.5.98	27.6	28.5	60.9	10.6		
	5.5.94	42.7	29.9	62.2	7.8		
Willow	7.5.98	44.9	45.9	21.5	32.6		
	5.5.94	56.5	40.8	24.0	35.1		
Winchmore Hill	7.5.98	42.1	48.5	39.4	12.1	IND	GRE
	5.5.94	46.2	37.3	26.7	14.5	14.2	7.4
						UKIND	
Worcesters <i>by-election</i>	7.5.98	37.6	50.5	41.0	8.5	UKIND	
	21.8.97	29.9	47.1	39.2	4.5	9.2	
	5.5.94	54.9	43.7	44.2	12.1		

Results

Angel Road

Edmonton

Connew, John A.	LAB	846	No change
Costello, Elizabeth M.	LAB	669	
Cannell, Jean L	CON	285	
Smith, Andrena	CON	266	
Schofield, Margaret H.	LD	86	

Arnos

Enfield, Southgate

Brett, Yasmine	LAB	989	No change
Borkett, Ian H.	LAB	958	
Conway, David A	CON	241	
Bernard, Lulu	CON	237	
Course, Richard A.	IND	203	
Cunneen, Patrick M.	IND	178	
Osman, David A.	LD	129	
Summerfield, Stanley F	LD	125	

Bowes

Enfield, Southgate

Georgiou, Archilleas	LAB	1,122	No change
Rodin, Jeffrey L.	LAB	1,110	
Tyndall, Malcolm M	CON	309	
Zetter, Lionel D.	CON	297	
Haddock, Glenton J.	LD	185	
Alam, Mohammed M	LD	143	

Bullsmoor

Enfield North

Gorton, John	LAB	985	No change
Neary, Danny J.	LAB	982	
Dreblow, Annette M.	CON	726	
Jukes, Eric C	CON	709	
Digby, Jean P.	LD	140	
Digby, Thomas C	LD	124	

Chase

No change

Enfield North		
Ford, Peggy	CON	922
Yates, John M.	CON	902
Reeve, George R.	LAB	858
Renny, Paul A.	LAB	811
Macleod, Angus M.	LD	264
Marchant, Margaret M L.	LD	247

Craig Park

No change

Edmonton		
Fenton, Mark	LAB	871
Mattingly, Alexander W.	LAB	723
Harding, Michael J.	CON	333
Seaman, Florence H	CON	305
Broadbent, Philip G	LD	82

Enfield Lock

No change

Enfield North		
Lappage, Bernadette	LAB	1,204
Sutters, Mark R.	LAB	1,059
Lee, James E.	CON	894
Steven, James B.	CON	824
Hoof, Timothy E R.	LD	200
Stone, Jacqueline A.	LD	196

Enfield Wash

No change

Enfield North		
Buckley, Roger	LAB	819
Grayston, Brian P.	LAB	758
Shadbolt, Gillian	CON	434
Boast, John R.	CON	411
Macintosh, Tina E.	LD	107
Price, Simon N R.	LD	103

Grange

No change

Enfield, Southgate		
Gilmore, Nigel A.	CON	1,633
Vince, Glynis L.	CON	1,605
Kinsler, Hazel M.	LAB	669
Stanbridge, Gladys E.M.	LAB	620
Steel, Michael C.F.	LD	313
Martin, Robert L.	LD	304

Green Street

No change

Enfield North		
Taylor, Douglas	LAB	1,037
Orhan, Ayfer	LAB	1,010
Price, Bill	CON	769
Gosnell, Mary P.	CON	710
Hollis, George H	LD	107
Zlotnick, Wendy	LD	71

Grovelands

No change

Enfield, Southgate		
Rust, Peter B.	CON	932
French, Jonathan R.	CON	921
Mann, Stephen A	LAB	744
Wright, Mary C.	LAB	718
Schofield, David L.	LD	564
Morphakis, Androulla	LD	553

Highfield

1 CON gain from LAB

Enfield, Southgate		
Cole, Christopher V.	LAB	881
Barker, Alan G.	CON	739
Watts, George A.	LAB	652
McCully, Raymond G	CON	597
Cosgrove, Philomena	ILAB	215
Osman, Helen	LD	192
Cunneen, Frances E	ILAB	123
Zeitman, Ivor	LD	103

Hoe Lane

No change

Enfield North		
Horridge, Verna A.B.	LAB	802
Southwell, Geoffrey C.L.	LAB	698
Reid, Helen	CON	442
Phelan, Anthony M	CON	402
Robeson, Eileen E	LD	129
Savage, Neil C.	LD	105

Huxley

No change

Edmonton		
Savva, George A.	LAB	1,346
Barford, Brian	LAB	1,246
Jackson, Mark J	CON	414
Paleologos, George	CON	339
Arend, Janet M.	LD	92
Arend, John G.H.	LD	74

Jubilee		No change	Ponders End		No change
Edmonton			Enfield North		
Smythe, Rita A.	LAB	1,064	Fairclough, Foston M.	LAB	821
Goddard, Derek StL.	LAB	1,029	Bond, Christopher J.	LAB	809
Dawson, Patricia A.	CON	509	Thacker, Frank D.	CON	346
Hicks, Peter S.V.	CON	503	Wortley, Stephen M.	CON	314
Peters, David R.S.	LD	168	Ali, Raja N	ILAB	255
			Halil, Kaya H	ILAB	189
Latymer		No change	Belton, Patricia	LD	165
Edmonton			Butterworth, Jean	LD	145
Stafford, Andrew	LAB	864			
Sowter, Phillip	LAB	833	Raglan		2 LAB gains from CON
Scrine, Joan	CON	272	Edmonton		
Mustafa, Ahmet	CON	246	Simon, Tobias R.M.	LAB	1,309
Clark, Robert A	LD	131	Walton, Mark J.	LAB	1,165
Hicks, Elizabeth M	LD	114	Gooch, Celia A.	CON	1,090
			Smith, Terence F.	CON	1,002
Merryhills		No change	Spinks, Michael J.	LD	239
Enfield Southgate			Whycer, Boris	LD	198
Delman, Dogan	CON	1,185			
Smith, Edward M.I.	CON	1,124	St Alphege		No change
Cleary, Anthony	LAB	678	Edmonton		
Sotiriou, Vasilios	LAB	599	Morrison, Clive W.	LAB	1,054
Wilkinson, Linda M.B.	LD	309	Murphy, Christopher M.	LAB	927
McGee, Terence J.	LD	278	Stacey, Audrey M.	CON	358
			Vince, Roger D.	CON	330
Oakwood		1 LAB gain from CON	Nelson, Harold J.S.	LD	117
Enfield Southgate			Malone, Brendan J	LD	115
Romain, Lynette M.	LAB	828			
Lavender, Michael D.	CON	799	St Marks		No change
Aivars, Inese I.	CON	749	Edmonton		
Attariwala, Surinder S.	LAB	709	Daniel, Wendell R.	LAB	1,100
Williams, Stephen	LD	258	Wiggett, Ivor	LAB	905
Hill, John E.	LD	231	McNeice, Celia P.	CON	695
			Savva, Lefteris	CON	590
Palmers Green		No change	Lea, Elizabeth S.	LD	180
Enfield, Southgate					
Aves, Neil F.	LAB	1,101	St Peters		No change
Charalambous, Charalambos	LAB	1,095	Edmonton		
Dervish, Erdogan	CON	782	Robb, Colin McN.	LAB	898
Wright, Anthony D.	CON	769	Smythe, Eric J.C.	LAB	857
Swinton, Ian D	LD	273	Davis, Anne	CON	352
Malakouna, Andrew	IND	271	Davis, Lawrence A.	CON	322
Rebak, David K.	LD	181	Curry, Robert	LD	109
			Marno, Penelope M.	LD	83
			Steranka, Joanna S.	GRE	74

Southbury		No change
Enfield North		
Carter, Stanley	LAB	1,175
Richards, Irene M.	LAB	1,155
Grigg, Oliver	CON	932
Chamberlain, Lee	CON	917
Keen, Kenneth J.	LD	270
Lee, Alfrida A.	LD	218

Southgate Green		1 LAB gain from CON
Enfield_Southgate		
Anderson, Daniel H.	LAB	920
Adams, Pamela J.	CON	917
Babington, Mark	CON	833
Scotney, Josepha G.	LAB	828
Stainer, Alan I	LD	281
Stainer, Loric	LD	254

Town		No change
Enfield_North		
Egan, John P.	CON	1,180
Macphail, Alasdair C.M.	CON	1,091
Morris, Laurane	LAB	825
Price, Rupert	LAB	700
Macleod, Sheila M	LD	338
Lambie, Robin C.	LD	255

Trent		No change
Enfield_Southgate		
Burrowes, David J.B.	CON	1,277
Pearce, Anne M.D.	CON	1,230
Barnes, Richard J.	LAB	496
Leaver, Timothy	LAB	463
Finlay, Susan W	LD	381
Orsulik, Michael A	LD	326

Village		No change
Edmonton		
Jackson, John W.E.	CON	1,311
Wyatt, John A.	CON	1,229
King, Peter J.	LAB	802
Ali, Emine	LAB	773
Macintosh, Andrew S.	LD	261
Savva, Stephen A.	LD	242

Weir Hall		No change
Edmonton		
Constantinides, Andreas	LAB	934
McCartney, Joanne	LAB	911
James, Victor G.	CON	434
Kemal, Yunus	CON	430
Lambdon, David J.	LD	161

Willow		No change
Enfield North		
Eustance, Graham G.	CON	1,241
Rye, Michael J.	CON	1,150
Jephcott, Christopher J.A.	LD	909
Stone, Trevor	LD	791
Hamilton, Ian W.	LAB	586
Pais, Sylvester M	LAB	534

Winchmore Hill		No change
Enfield_Southgate		
Keighley, Dennis J.E.	CON	1,136
Neville, Terence F.	CON	1,097
Harvey, Rebecca L.	LAB	952
Lemonides, Constantinos	LAB	864
McGowan, Stuart G	LD	293
Steel, Margaret J	LD	262

Worcesters		No change
Enfield North		
Dey, Anthony	CON	1,203
Spreadbury, Austin F.	CON	1,150
Byrne, William C G.	LAB	960
Evans, Thomas C.	LAB	954
Bell, Joan A	LD	217
Macleod, Fiona J	LD	180

By-elections

Enfield Lock

No change

27 April 1995

Gorton, John W.	LAB	1,348
Stacy, Richard C.	CON	645
Hoof, Timothy E.R.	LD	129

Death of Horridge, Patrick B. (LABCP)

St Alphege

No change

12 December 1996

Goddard, Derek StL.	LAB	1,218
Vince, Roger D.	CON	530
Savva, Stephen A.	LD	66

Death of Nicholls, Leonard V. (LAB)

St Marks

No change

17 July 1997

Allen, Stephen	LAB	641
McNeice, Celia P.	CON	529
Rolph, Gwyneth W.	UKIND	85
Lea, Sarah E.	LD	63

Resignation of Mason, David J. (LAB)

Worcesters

1 CON gain from LAB

21 August 1997

Dey, Anthony	CON	967
Spreadbury, Austin F.	CON	936
Parsons, Edward W.	LAB	792
Reeve, George R.	LAB	790
O'Ware, Jose H.	UKIND	185
Macleod, Fiona J.	LD	98
Keen, Kenneth J.	LD	83

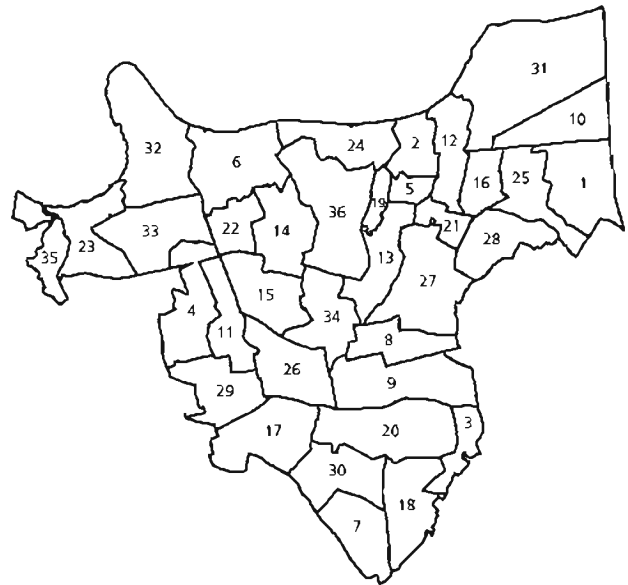
Resignation of Chapman, William C. (LAB)

Resignation of Evans, Mark (CON)

Greenwich

Labour administration

1 Abbey Wood	19 Nightingale
2 Arsenal	20 Palace
3 Avery Hill	21 Plumstead Common
4 Blackheath	22 Rectory Field
5 Burrage	23 St Alfege
6 Charlton	24 St Mary's
7 Coldharbour	25 St Nicholas
8 Deansfield	26 Sherard
9 Eltham Park	27 Shrewsbury
10 Eynsham	28 Slade
11 Ferrier	29 Sutcliffe
12 Glyndon	30 Tarn
13 Herbert	31 Thamesmead Moorings
14 Hornfair	32 Trafalgar
15 Kidbrooke	33 Vanbrugh
16 Lakedale	34 Well Hall
17 Middle Park	35 West
18 New Eltham	36 Woolwich Common



State of the parties, 1964-98

	CON	LAB	LD	other	total
7.5.98	8	52	2	-	62
5.5.94	8	47	3	4	62
3.5.90	12	44	2	4	62
8.5.86	12	44	6	-	62
6.5.82	16	43	3	-	62
4.5.78	17	45	-	-	62
4.5.74	8	52	-	-	60
13.5.71	5	55	-	-	60
9.5.68	38	22	-	-	60
7.5.64	11	49	-	-	60

% share of the poll, 1964-98

	% poll	CON	LAB	LD	other
7.5.98	32.2	27.3	55.5	14.1	3.3
5.5.94	47.6	21.8	51.8	18.4	8.0
3.5.90	51.1	20.5	39.9	6.5	33.2
8.5.86	47.8	27.4	45.9	25.8	0.9
6.5.82	45.5	32.9	40.0	26.3	0.8
4.5.78	44.8	42.1	53.9	2.2	1.7
4.5.74	36.0	33.1	60.6	5.1	1.2
13.5.71	44.3	29.5	69.0	0.5	1.0
9.5.68	38.2	53.5	43.2	2.5	0.8
7.5.64	36.0	32.4	64.0	3.2	0.4

Changes 1994-98

	CON	LAB	LD	other	total
Old council 98	9	46	3	2	60
Vacancies	-	2	-	-	2
By-elections	-	-	-	-	-
Allegiance changes	+1	+1	-	-2	-
New council 94	8	47	3	4	62

General statistics

		Greenwich	London
May 1998	Electorate	151,916	5,010,999
May 1994	Electorate	147,274	4,872,088
Mid 1998 (LRC)	Resident population aged 18 and over	160,000	5,443,900
Mid 1994 (ONS)	Resident population aged 18 and over	158,900	5,409,200
May 1998	% unemployed	9.0	6.7
May 1994	% unemployed	15.0	12.9
April 1998	Band 'D' council tax	£883	£687
April 1994	Band 'D' council tax	£632	£534

% share of the poll

	Date	%poll	CON	LAB	LD	others	
						SDP	
Abbey Wood	7.5.98	29.9	14.6	65.5	19.9		
	5.5.94	52.9	-	37.8	3.2	59.0	
Arsenal	7.5.98	19.0	12.9	87.1	-		
	5.5.94	38.1	7.2	76.7	16.1		
Avery Hill	7.5.98	42.6	12.5	34.3	53.2		
	5.5.94	54.2	12.4	19.1	68.4		
						GRE	
Blackheath	7.5.98	44.9	47.1	37.9	14.9		
	5.5.94	51.9	42.6	35.7	18.0	3.7	
						GP	
Burrage	7.5.98	24.9	12.4	76.6	-	11.1	
	5.5.94	41.6	10.8	73.3	15.9		
						C	
Charlton	7.5.98	31.2	11.3	67.1	16.4	5.1	
	5.5.94	45.8	13.8	67.9	18.3		
Coldharbour	7.5.98	37.2	35.7	64.3	-		
	5.5.94	53.1	31.2	56.1	12.7		
Deansfield	7.5.98	43.6	49.9	39.6	10.5		
	5.5.94	58.8	47.6	35.7	16.7		
						IND	
Eltham Park	7.5.98	53.1	46.4	36.0	15.4	2.3	
	5.5.94	60.1	43.4	34.4	22.2		
						SDP	
Eynsham	7.5.98	25.4	17.6	68.6	13.8		
	5.5.94	51.2	-	41.0	-	59.0	
Ferrier	7.5.98	23.8	29.5	70.5	-		
	5.5.94	41.9	18.4	61.9	19.7		
Glyndon	7.5.98	22.3	17.9	82.1	-		
	5.5.94	39.0	17.8	82.2	-		
						GRE	
Herbert	7.5.98	29.1	32.3	49.9	17.8		
	5.5.94	42.4	26.6	46.4	16.2	10.8	
Hornfair	7.5.98	30.6	22.6	77.4	-		
	5.5.94	47.5	14.7	65.1	20.2		
						F	SLAB
Kidbrooke	7.5.98	36.0	34.3	43.3	-	22.4	
<i>by-election</i>	6.2.97	37.5	35.8	45.2	8.0	9.1	1.9
	5.5.94	48.7	26.5	39.3	14.5	19.7	
						IND	GRE
Lakedale	7.5.98	24.8	11.2	54.8	11.7	13.8	8.4
<i>by-election</i>	29.6.95	26.1	9.6	77.3	13.0		
	5.5.94	41.3	12.9	65.6	21.5		
						ICON	IND
Middle Park	7.5.98	30.2	15.8	65.4	8.5	10.4	
	5.5.94	47.1	21.2	60.0	13.7	-	5.1
						GP	
New Eltham	7.5.98	43.6	45.5	41.3	10.2	3.0	
	5.5.94	55.3	42.3	40.4	17.4		
Nightingale	7.5.98	18.9	10.4	72.9	16.7		
	5.5.94	37.7	18.6	69.9	11.5		
Palace	7.5.98	31.6	44.4	40.9	14.7		
	5.5.94	50.4	44.9	38.8	16.2		

	Date	%poll	CON	LAB	LD	others	
Plumstead Common	7.5.98	29.4	12.0	65.6	16.5	GRE	
	5.5.94	52.2	12.5	66.4	21.1	5.8	
Rectory Field	7.5.98	28.9	17.4	62.7	19.9		
	5.5.94	43.5	12.3	55.0	18.2	14.5	
St Alfege	7.5.98	38.6	20.3	38.5	31.3	9.9	
	5.5.94	45.5	15.9	49.7	20.7	13.8	
St Mary's	7.5.98	25.1	32.0	68.0	-		
	5.5.94	34.3	14.5	68.1	17.4		
St Nicholas <i>by-election</i>	7.5.98	24.7	17.6	62.6	19.8		
	2.5.96	33.4	13.6	63.9	22.5		
	5.5.94	42.6	12.8	63.2	24.0		
Sherard	7.5.98	26.7	24.3	68.1	-	GRE	BNP
	5.5.94	49.1	15.4	58.7	13.0	7.5	-
Shrewsbury	7.5.98	50.0	41.6	52.8	-	GP	
	5.5.94	60.6	40.0	49.2	10.9	5.6	
Slade	7.5.98	39.2	9.9	51.3	38.7		
	5.5.94	59.4	9.3	45.4	45.3		
Sutcliffe	7.5.98	43.6	15.2	27.6	55.9	ILIB	
	5.5.94	57.4	24.4	19.9	55.7	1.2	
Tarn	7.5.98	40.4	43.9	48.4	7.7		
	5.5.94	47.2	45.7	36.1	18.1		
Thamesmead Moorings <i>by-election</i>	7.5.98	17.8	15.2	70.2	14.5	IND	
	16.10.97	14.3	-	85.7	14.3		
	5.5.94	34.6	10.2	61.2	20.2		8.3
Trafalgar	7.5.98	29.7	12.3	68.3	19.4	GRE	
	5.5.94	44.6	9.8	63.7	16.3	10.2	
Vanbrugh	7.5.98	37.5	29.9	54.4	15.7		
	5.5.94	47.5	23.8	49.3	17.6	9.2	
Well Hall	7.5.98	43.1	41.7	58.3	-		
	5.5.94	59.2	35.5	51.9	12.5		
West	7.5.98	27.0	12.6	64.3	23.1		
	5.5.94	42.1	13.6	65.5	20.9		
Woolwich Common	7.5.98	24.8	24.7	75.3	-		
	5.5.94	39.8	19.2	65.1	-	15.6	

Results

Abbey Wood

Erith and Thamesmead

Mardner, Clive B.	LAB	979
Steedman, Derek C.	LAB	888
Scales, David P.	LD	292
Grigg, Graciella	LD	276
Bailey, Kenneth H	CON	230
Thomas, Gillian F.	CON	187

2 LAB gains from SDP

Arsenal

No change

Greenwich and Woolwich

O'Sullivan, Brian R.	LAB	398
Gough, Norman W.	CON	59

Avery Hill

No change

Eltham

Pattenden, Mark S.	LD	564
Littlefield, John	LAB	364
Weller, Brian D.	CON	132

Blackheath		No change	Eynsham		2 LAB gains from SDP
Greenwich and Woolwich			Erith and Thamesmead		
Brighty, Geoffrey E.	CON	1,099	Groves, Barrie	LAB	680
Harris, Hugh R.	CON	1,017	Danesi, Ismail A.	LAB	668
Mills, Mary	LAB	860	Cope, Pierre E.L.	CON	180
Cairns, Nigel J.	LAB	844	Barnes, Harry McG.	CON	165
Smart, Michael W.	LD	348	Soanes, Bonnie C.	LD	140
Gerrard, Ian J	LD	323	Grigg, Alexander H C.	LD	131
Burrage		No change	Ferrier		No change
Greenwich and Woolwich			Greenwich and Woolwich		
Duval, Leonard L.	LAB	471	Best, Mavis	LAB	678
Mandeville, Norah M.	CON	76	Smith, Deborah L.	LAB	641
Newton, Richard A.	GP	68	Antcliffe, Valerie A	CON	279
			Campbell-Smith, Margaret J.	CON	272
Charlton		No change	Glyndon		No change
Greenwich and Woolwich			Erith and Thamesmead		
Grant, David I.	LAB	1,020	Austen, Donald J.	LAB	907
Jawaid, Sajid	LAB	909	Wakefield, John R.	LAB	740
Smith, Antony	LD	236	Cooper, Jean M.	CON	215
Rabbitt, Patricia M	CON	184	Withers, Dorothy G.	CON	143
Kelk, John G	CON	141			
St Clair, Lindi	C	74	Herbert		No change
Coldharbour		No change	Eltham		
Eltham			Jones, Beverley A.	LAB	753
Devaux, Jacques	LAB	1,075	Sidhu, Rajwant	LAB	594
Kelly, John	LAB	873	Coker, Samuel	CON	488
Dean, Philip W.	CON	572	McGonagle, Catherine A.	CON	382
Hodgson, Frank P	CON	509	Ottery, Edward	LD	240
Deansfield		No change	Hornfair		No change
Eltham			Greenwich and Woolwich		
Miles, Alec G.	CON	569	Gillman, Janet M.	LAB	1,029
Bonner, Arthur	LAB	452	Lewis, Robert E.	LAB	849
Woodcraft, Barbara J.	LD	120	Stirling, Sheila J.	CON	298
			Swann, Pamela S.	CON	251
Eltham Park		No change	Kidbrooke		No change
Eltham			Greenwich and Woolwich		
Poston, Dermot D.	CON	1,295	Adams, Norman R.	LAB	741
Simpson, James M.W.	CON	1,149	Cove, John A.	LAB	712
Coleman, David	LAB	1,000	Cocker, Daniel R.	CON	596
Roffe, Martin A	LAB	898	Landeryou, Stephen W	CON	554
Hagyard, John	LD	405	Mallone, Ronald S.	F	375
White, Russell J.K.	IND	60			

Lakedale

Erith and Thamesmead		No change
Boothe, Carl	LAB	671
Barwick, Barbara E.	LAB	629
Payne, Mark	LD	164
Stacey, Sidney W	IND	164
Harvey-Bailey, Joan I	CON	133
Pinnington, Judith	LD	113
Otter, James K.	GRE	100

Middle Park

Eltham		No change
Harris, Robert C.	LAB	974
Taylor, Barry I.	LAB	860
Clark, Dingle C	CON	238
Joel, Margaret, J	CON	204
Graham, Andrew J.	ICON	146
Hewer, William R.	LD	124
Potter, Harry D	LD	114

New Eltham

Eltham		1 CON gain from LAB
Mepsted, Dorothy O.	CON	1,019
Nicholson, Sidney T.	CON	942
May, Peter R.	LAB	938
Kingston, Maresa A.	LAB	843
Lewis, Michael J.	LD	235
Churchill, Peter J.	LD	203
Cortes, Julius	GP	64

Nightingale

Greenwich and Woolwich		No change
Scott, Keith J.	LAB	344
Diplock, Robert B.	LD	79
Drew, Elsie	CON	49

Palace

Eltham		No change
King, Peter J.H.	CON	515
Thompson, Andrew F.	LAB	475
Blackburn, Helen	LD	171

Plumstead Common

Eltham		No change
Morse, Victoria E.	LAB	528
Mitchell, Paula E.	LD	133
Dempsey, Vera M.	CON	97
Harbud, David C.	GRE	47

Rectory Field

		No change
--	--	-----------

Greenwich and Woolwich

Cornforth, Angela	LAB	796
Parker, Gary	LAB	744
Mayhew, Walter T	LD	286
Day, John N	CON	226
Stonnard, Lez	LD	203
Robinson, Maureen J.	CON	201

St Alfege

		No change
--	--	-----------

Greenwich and Woolwich

Roberts, Christopher J.	LAB	683
Patel, Kantabai M.	LAB	625
Hill, Edward J F	LD	550
Stevens, Daphne E.	LD	512
Buckley, Brian A.	CON	362
O'Leary, Hugh R.	CON	328
Holden, Gary	GRE	168

St Mary's

		No change
--	--	-----------

Greenwich and Woolwich

McShee, Nicholas C.	LAB	658
Fahy, John	LAB	654
Oba, Gbola D.	CON	318
Phillips, Christopher W.S.	CON	300

St Nicholas

		No change
--	--	-----------

Erith and Thamesmead

Macrae, Alistair T.	LAB	656
Slee, Claudia A.	LAB	635
Derrick-Reeve, Sylvia G.	LD	204
Jenkins, Martin F	LD	204
Maisey, Elizabeth M.	CON	188
Meers, Cecelia M.V.	CON	175

Sherard

		No change
--	--	-----------

Eltham

Hayes, Michael R.	LAB	897
Marsh, Quentin	LAB	858
Craker, Lynda	CON	324
Joel, Charles	CON	303
Liddle, Terence S.	GRE	97

Shrewsbury

		No change
--	--	-----------

Eltham

Hayes, Michael A.	LAB	621
Sergeant, Lewis C.	CON	489
Sizer, Gerald	GP	66

Slade

		1 LAB gain from LD
--	--	--------------------

Eltham

Challis, Peter M.	LAB	976	Grant, Alexander H.W.	LAB	979
Hutchinson, Ann C.	LAB	874	Picton, David J.G.	LAB	899
Woodhead, David J.	LD	725	Ellison, Douglas B.	CON	537
Headon, Thomas J	LD	671	Truss, Elizabeth M	CON	495
Head, Emily J.E	CON	195	Broad, Shirley G.	LD	311
Bowe, Joyce	CON	163	Richardson, David	LD	230

Sutcliffe

No change

Eltham

Woodcraft, Brian J.	LD	672
Peltier, Mary	LAB	332
Coules, Steven R.	CON	183
Middleton, Henry	ILIB	15

Tarn

1 LAB gain from CON

Eltham

Malone, Terence A.	LAB	477
Richards, Derek M.	CON	432
Hewer, Catherine F.	LD	76

Thamesmead Moorings

No change

Erith and Thamesmead

Brooks, Peter J.	LAB	648
Kotz, Peter	LAB	551
Murphy, Laura	CON	138
Durham, Anthony C.H.	LD	124
Maisey, Raymond	CON	122

Trafalgar

No change

Greenwich and Woolwich

Moseley, Marian O.	LAB	911
Gillman, James J.	LAB	907
Briscoe, Andrew	LD	290
Renouf, Anthony J.W	LD	226
Growdon, Andrew	CON	176
Jones, Jennifer F	CON	151

Vanbrugh

No change

Greenwich and Woolwich

Well Hall

No change

Eltham

Freeman, William	LAB	1,220
Walker, Raymond G.A.	LAB	1,188
Hills, Albert J	CON	865
McAllister, Sarah L	CON	859

West

No change

Greenwich and Woolwich

O'Mara, Maureen	LAB	771
Sekhon, Jagir	LAB	595
Lloyd, Anthony P.	LD	275
Smith, Andrew C.	LD	215
Phillips, Sarah J.	CON	160
Thwaites, Richard C	CON	107

Woolwich Common

No change

Greenwich and Woolwich

Dhillon, Gurdip S.	LAB	754
Hales, Terry	LAB	716
Hatch, Guy S	CON	244
Harris, Elizabeth G.	CON	237

By-elections

Kidbrooke

No change

6 February 1997

Cove, John A.	LAB	775
Maisey, Raymond	CON	614
Mallone, Ronald S.	F	157
Durham, Anthony C.H.	LD	137
Pierce, Peter N.	SLAB	33
Resignation of Shahzad, Sabiha (LAB)		

Lakedale

No change

29 June 1995

Boothe, Junior C.	LAB	884
Headon, Thomas J.A.	LD	149
Stephens, Frances C.A.	CON	110
Resignation of Gordon-Peinigier, Adele (LAB)		

St Nicholas

No change

2 May 1996

Macrae, Alistair T.	LAB	972
Headon, Thomas J.	LD	343
Tough, Stephen G.	CON	207

Resignation of Barratt, Annette F. (LAB)

Thamesmead Moorings

No change

16 October 1997

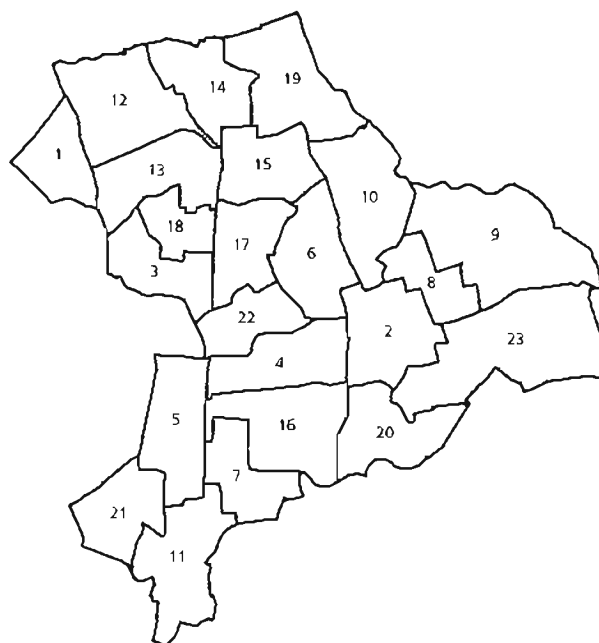
Brooks, Peter J.	LAB	611
Soanes, Bonnie C.	LD	102

Death of Ramsey, Claude D. (LAB)

Hackney

No overall control

- | | |
|---------------|-----------------|
| 1 Brownswood | 13 North Defoe |
| 2 Chatham | 14 Northfield |
| 3 Clissold | 15 Northwold |
| 4 Dalston | 16 Queensbridge |
| 5 De Beauvoir | 17 Rectory |
| 6 Eastdown | 18 South Defoe |
| 7 Haggerston | 19 Springfield |
| 8 Homerton | 20 Victoria |
| 9 Kings Park | 21 Wenlock |
| 10 Leabridge | 22 Westdown |
| 11 Moorfields | 23 Wick |



State of the parties, 1964-98

	CON	LAB	LD	other	total
7.5.98	12	29	17	2	60
5.5.94	6	44	10	-	60
3.5.90	4	48	8	-	60
8.5.86	2	53	5	-	60
6.5.82	3	50	7	-	60
4.5.78	1	59	-	-	60
4.5.74	-	60	-	-	60
13.5.71	-	60	-	-	60
9.5.68	31	27	2	-	60
7.5.64	-	60	-	-	60

% share of the poll, 1964-98

	% poll	CON	LAB	LD	other
7.5.98	34.8	20.9	41.4	25.7	12.5
5.5.94	38.2	20.5	54.8	19.1	5.6
3.5.90	36.1	20.7	51.6	15.8	11.9
8.5.86	36.1	19.0	56.4	19.7	5.0
6.5.82	34.2	23.3	54.6	20.3	1.9
4.5.78	36.5	29.3	59.4	2.5	8.8
4.5.74	23.4	18.3	72.5	8.8	0.4
13.5.71	29.0	20.9	78.1	0.0	1.0
9.5.68	21.5	41.3	46.7	9.4	2.5
7.5.64	16.3	16.1	69.7	12.9	1.2

Changes 1994-98

	CON	LAB	LD	other	total
Old council 98	15	24	17	1	57
Vacancies	-	2	1	-	3
By-elections	+3	-2	-1	-	-
Allegiance changes	+6	-16	+9	+1	-
New council 94	6	44	10	-	60

General statistics

		Hackney	London
May 1998	Electorate	116,157	5,010,999
May 1994	Electorate	123,690	4,872,088
Mid 1998 (LRC)	Resident population aged 18 and over	141,400	5,443,900
Mid 1994 (ONS)	Resident population aged 18 and over	142,600	5,409,200
May 1998	% unemployed	15.8	6.7
May 1994	% unemployed	24.1	12.9
April 1998	Band 'D' council tax	£790	£687
April 1994	Band 'D' council tax	£660	£534

% share of the poll

	Date	%poll	CON	LAB	LD	others		
Brownswood	7.5.98	28.0	11.2	56.8	15.6	GRE		
	5.5.94	33.2	24.3	75.7	-	16.4		
Chatham	7.5.98	30.1	9.9	58.9	25.3	SP		
	5.5.94	35.0	18.9	54.8	26.3	5.9		
Clissold	7.5.98	34.1	5.0	41.1	32.5	GRE		
	5.5.94	34.4	11.4	58.3	13.7	21.4		
Dalston <i>by-election</i>	7.5.98	38.8	4.3	38.1	46.0	11.7		
	15.8.96	30.4	9.1	45.2	45.7			
	5.5.94	37.3	18.6	60.3	21.1			
De Beauvoir <i>by-election</i> <i>by-election</i>	7.5.98	39.5	42.4	42.5	15.1	GRE	BNP	
	27.6.96	29.0	43.0	44.8	9.5	-	2.7	
	17.11.94	29.7	37.6	32.1	30.3			
	5.5.94	40.7	35.7	39.8	15.5	9.0		
Eastdown	7.5.98	31.6	6.1	50.8	43.1			
	5.5.94	31.6	17.9	82.1	-			
Haggerston	7.5.98	40.3	21.1	45.1	33.8			
	5.5.94	45.4	6.4	55.3	38.3			
Homerton	7.5.98	29.8	8.7	49.4	16.0	GRE	SLAB	
	5.5.94	33.9	9.1	64.1	16.3	14.3	11.6	
Kings Park	7.5.98	23.9	14.6	85.4	-			
	5.5.94	33.6	10.7	74.9	14.4			
Leabridge	7.5.98	34.0	26.5	38.1	11.5	13.5	10.3	
	5.5.94	37.9	26.1	52.9	9.5	11.4		
Moorfields <i>by-election</i> <i>by-election</i>	7.5.98	33.6	64.7	24.7	10.6	BNP	IND	
	10.7.97	33.9	44.8	27.0	23.4	2.9	1.9	
	30.11.95	30.3	37.0	27.5	35.5			
	5.5.94	38.0	9.6	28.7	61.7			
New River	7.5.98	39.5	52.5	36.8	-	GRE		
	5.5.94	42.5	34.4	57.1	8.5	10.7		
North Defoe	7.5.98	36.8	10.2	35.6	-	GRE	SACOM	
	5.5.94	41.8	13.9	67.8	-	49.9	4.3	
Northfield	7.5.98	37.0	54.2	33.6	-	12.2		
	5.5.94	43.5	50.2	40.7	-	9.1		
Northwold	7.5.98	42.8	8.6	34.2	44.1	13.1		
	5.5.94	35.8	22.2	60.8	-	17.0		
Queensbridge	7.5.98	39.7	6.6	45.5	47.8			
	5.5.94	41.0	9.4	53.7	36.8			
Rectory	7.5.98	32.1	5.7	40.9	25.2	GRE	SLAB SACOM	
	5.5.94	32.8	12.2	87.8	-	17.0	6.8	4.4
South Defoe <i>by-election</i>	7.5.98	30.7	8.4	44.4	14.5	GRE	SLAB	IND
	7.11.96	35.5	14.3	43.9	29.2	21.5	9.1	2.1
	5.5.94	33.8	12.0	68.3	-	6.8	-	5.8

	Date	%poll	CON	LAB	LD	others	
Springfield	7.5.98	37.6	59.3	32.4	-	COM	
	5.5.94	43.3	53.4	40.0	-	8.3 6.6	
Victoria	7.5.98	35.6	5.0	43.4	48.4	BNP	
	5.5.94	40.9	7.0	44.6	48.3	3.1	
Wenlock	7.5.98	32.7	3.0	27.8	61.9	7.2	
	5.5.94	39.7	8.1	28.5	63.4		
Westdown	7.5.98	28.4	6.6	60.3	16.4	GRE	
	5.5.94	34.3	14.8	85.2	-	16.7	
Wick <i>by-election</i>	7.5.98	33.3	5.5	31.1	63.5	GRE	BNP
	27.6.96	33.1	14.6	39.5	43.1	-	2.8
	5.5.94	43.9	8.1	38.1	47.8	6.0	

Results

Brownswood

No change

Hackney North and Stoke Newington

Kenyon, Peter G.	LAB	855
Smith, Linda	LAB	714
Alexander, Joyce	LD	233
Graichen, Klaus	GRE	226
Smulian, Mark N.	LD	198
Hillier, Joan	CON	156
Lewington, Irene M.	CON	153

Chatham

No change

Hackney South and Shoreditch

Darbyshire, Ian	LAB	924
Russell, Naomi	LAB	893
Mulready, Sally	LAB	862
Hafezji, Maryam	LD	396
Beitel, Menachem	LD	387
Ukandu, Mark B.	LD	370
Baverstock, Elsie M.	CON	182
Giff, Stephen	CON	145
Suskin, Alfred G.	CON	124
Heron, Paul	SP	109
Newby, Christian	SP	70

Clissold

1 LD gain from LAB

Hackney North and Stoke Newington

Monk, Lorraine	LAB	937
Hudson, John M.	LAB	916
Anderson, Sylvia	LD	814
Marsh, Brian N.	LAB	776
Mackey, David	LD	669
Jacobson, Abraham-Samuel	LD	596
Wingrove, Ian B.	GRE	457
Eaton, June R	CON	114
Balcombe, David W.	CON	111
Moir, John A.W.	CON	96

Dalston

2 LD gains from LAB

Hackney South and Shoreditch

Bentley, David A.J.	LD	1,055
Pearson, Philip	LD	937
Ece, Meral H.	LD	838
Alderton, Fiona E.	LAB	809
Lloyd, Samantha A.	LAB	770
Blanco, Richard	LAB	763
Easton, Jack E.	GRE	239
Ballingall, Christopher J.	CON	122
Harmer, David C.	CON	72
Henry, Winston G.	CON	68

De Beauvoir

Hackney South and Shoreditch

O'Leary, Christopher P.	CON	997
Windross, Andrew	LAB	942
Pearson, Frances E.	LAB	929
Snell, Peter J.I	LAB	891
Spencer, James A	CON	886
Ellis, Alexander	CON	877
Bird, John	LD	402
Fawkes, Irene S.	LD	316
Garber, Edward	LD	264

Eastdown

Hackney North and Stoke Newington

Corrigan, Patrick	LAB	803
Patel, Bharti	LAB	702
Sartain, Stephen	LAB	696
Hibberd, Linda A.	LD	666
Hanson, Kenrick E	LD	610
Grainger, Paula	LD	594
Lonsdale, Lillian	CON	110
Lonsdale, Peter	CON	82
Sills, Pamela Y	CON	72

Haggerston

Hackney South and Shoreditch

Nicholson, William G.	LAB	731
Young, David	LAB	668
Goodchild, Anthony	LD	561
Purse, Mark	LD	488
Boff, Andrew	CON	348
Spenser, Bruce	CON	306

Homerton

Hackney South and Shoreditch

Patrick, Sharon R.	LAB	641
Cornell, Robin J.	LAB	545
Maxted, Celya A.	LD	194
Milner, Merlin B.C.	LD	190
Walsh, Michael C.	GRE	172
Adams, Robert W.	SLAB	139
Cole, Julia D	CON	114
Summers, Martin	CON	95

No change

Kings Park

Hackney South and Shoreditch

Parke, Simon B.	LAB	680
Siddiqui, Mohammad S.	LAB	672
Kern, Hyman	CON	136
Piacquadio, Giulio	CON	96

Leabridge

Hackney North and Stoke Newington

Miller, Bonnie	LAB	928
Milton, Anthony H.	LAB	846
Mulla, Abdul G.	LAB	757
Whitelaw, Heather	CON	590
Miah, Faruk	CON	587
Shaikh, Shuja	CON	585
Hussein, Yesin	GRE	299
Shenker, Jeffery	LD	255
Morton, Peter J.	SLAB	229

Moorfields

Hackney South and Shoreditch

Candlin, David J.	CON	887
Fahey, Lorraine C.	CON	830
Blunt, Ian W.	LAB	349
Jeffrey, Dylan	LAB	306
Henderson, John	LD	146
Kong, Tat C.	LD	136

New River

Hackney North and Stoke Newington

Phillips, David J.	CON	1,343
Grosskopf, Jacob M.	CON	1,267
Middleton, Maureen B.	CON	1,241
Desmond, Michael B.	LAB	941
Gomez, Rosa	LAB	917
Small, John W.	LAB	841
Murphy, Catherine S.	GRE	262

North Defoe

Hackney North and Stoke Newington

Chong, Yen C.	GRE	661
Thomas, Paul A.	GRE	544
Carswell, James E.	LAB	455
McCafferty, John	LAB	406
McGingley, Ann V.	CON	125
Donoghue, Michael J	CON	121
Murphy, Anne	SACOM	52

No change

No change

No change

No change

3 CON gains from LAB

2 GRE gains from LAB

Northfield

No change

Hackney North and Stoke Newington

Lewis, Medlin	CON	1,058
Peretz, Bernard V.	CON	1,048
Sills, Christopher D.	CON	1,044
Munro, Victoria L.	LAB	679
Bartlet, Michael J.G.	LAB	647
Ogunwobi, Sunday A	LAB	629
Sommers, Lucy	GRE	236

Northwold

3 LD gains from LAB

Hackney North and Stoke Newington

Sharer, Ian D.	LD	1,098
Achala, Shahid M.	LD	1,073
Lieberman, Zev	LD	1,019
McAllister, Daphne	LAB	887
Macfoy, Joko N.	LAB	810
Shaikh, Safeer A.	LAB	774
Hathaway, Julie A	GRE	316
Bell, Gordon	CON	227
Foresythe, Grace	CON	211
Hardy, Linda	CON	184

Queensbridge

2 LD gains from LAB

Hackney South and Shoreditch

Williams, Mark	LD	983
Williams, Vernon E.	LAB	959
Peters, Hettie V.	LD	951
Terrill, Anthony S.	LD	881
Fernando, Nihal U.	LAB	870
Plouviez, Emma M	LAB	851
Boyce, Daphne U.	CON	145
Fuller, Wendy	CON	129
Mgaza, Maureen	CON	116

Rectory

No change

Hackney North and Stoke Newington

Crowe, Jessica K.M.	LAB	825
Malik, Irfan S.	LAB	791
Oleforo, Lazarus M.C.	LAB	610
Bham, Mahmood	LD	499
Lamb, Jeshuran	LD	458
Laing, Steven	LD	411
Blackmore, Deborah M.	GRE	309
Palmer, Geoffrey	SLAB	124
Mehter, Ahmed	CON	123
Leask, Ian	CON	97
Patel, Asif	CON	88
Fischer, Mark W.	SACOM	79

South Defoe

No change

Hackney North and Stoke Newington

Peacock, Ian C.	LAB	471
Pipe, Jules	LAB	458
Borris, Mischa A.	GRE	226
George, Jon	GRE	223
Stark, Philip G.	LD	156
Steventon, Keith L.	LD	147
Burnett, Jennifer	SLAB	98
Brenells, Paul	CON	93
Downs, Heather J.	SLAB	92
Butler, Patrick J	CON	82
Vidal, Michael	IND	22

Springfield

No change

Hackney North and Stoke Newington

Lobenstein, Heinz J.	CON	1,406
Leibowitz, Isaac	CON	1,330
Ollerenshaw, Eric	CON	1,323
Kelly, Linda A.	LAB	790
Sawyerr, Dennis	LAB	726
Thompson, Ian S.	LAB	704
Goldman, Monty	COM	190

Victoria

No change

Hackney South and Shoreditch

Hyman, Howard	LD	1,046
McGuinness, Patricia	LD	994
Montgomery, Lindsay	LD	980
Cox, Jason	LAB	965
Horn, Geoffrey,	LAB	897
Khan, Faizullah	LAB	847
Campbell, Barbara	CON	122
Bignell, Patricia	CON	109
Snelgrove, Doris E.	CON	81
Dooley, Victor J.	BNP	65

Wenlock

No change

Hackney South and Shoreditch

Daws, Kevin N.	LD	809
Stone, Kay M.	LD	716
Burnell, Emma F	LAB	373
Webster, Patricia M L.	LAB	312
McKay, Kate	BNP	89
Fazzani, Caroline L.	CON	47
Thain, Rita	CON	27

Westdown

No change

Hackney South and Shoreditch

Grimble, Julie P.	LAB	596
Manion, David H.	LAB	493
Brock, Kevin	LD	162
Lee, Nicholas	GRE	151
Parana-Hetty, Jerry H	LD	134
Kilmartin, Angela	CON	62
Fazzani, Peter	CON	58

Wick

No change

Hackney South and Shoreditch

Hughes, Neil	LD	1,233
Bridgwater, Andrew J.	LD	1,154
Gee-Turner, Adrian J.	LD	1,108
Clowes, Elizabeth	LAB	608
Hilton, Allan	LAB	589
O'Connor, William	LAB	513
Brenells, Ann B	CON	117
Leclercq, Yann	CON	100
Wonderling, Irene C.	CON	84

By-elections**Dalston**

LD gain from LAB

15 August 1996

Bentley, David A.J.	LD	787
Butler, Michael R.D.	LAB	778
Stoners, Leslie	CON	156

Resignation of Cooper, Helen A. (LAB)**De Beauvoir**

CON gain from LAB

17 November 1994

O'Leary, Christopher P.	CON	689
Nicholls, Simon M.	LAB	590
Fawkes, Irene S.	LD	556

Resignation of Richards, John T.T. (LAB)**De Beauvoir**

No change

27 June 1996

Snell, Peter J.I.	LAB	816
Stoners, Leslie	CON	784
Milner, Merlin B.C.	LD	173
Dooley, Victor	BNP	50

Resignation of Spanswick, Madeleine M. (LAB)**Moorfields**

CON gain from LD

30 November 1995

Candlin, David J.	CON	486
Stone, Kay M.	LD	467
Meredith, Keith A.	LAB	362

Resignation of Rothwell, Alison J. (LD)**Moorfields**

CON gain from LD

10 July 1997

Fahey, Lorraine C.	CON	697
Jeffrey, Dylan	LAB	419
McGuinness, Patricia M.	LD	363
Dooley, Victor J.	BNP	45
Lewkowicz, Nicolas	IND	30

Death of Pigg, Iain D.F. (LD)**South Defoe**

No change

7 November 1996

Pipe, Jules	LAB	611
Terrill, Anthony S.	LD	406
Roche, Julian S.	CON	199
Thomas, Paul A.	GRE	95
Lewkowicz, Nicolas	IND	80

Resignation of StClair Miller, Anne (LAB)**Wick**

No change

27 June 1996

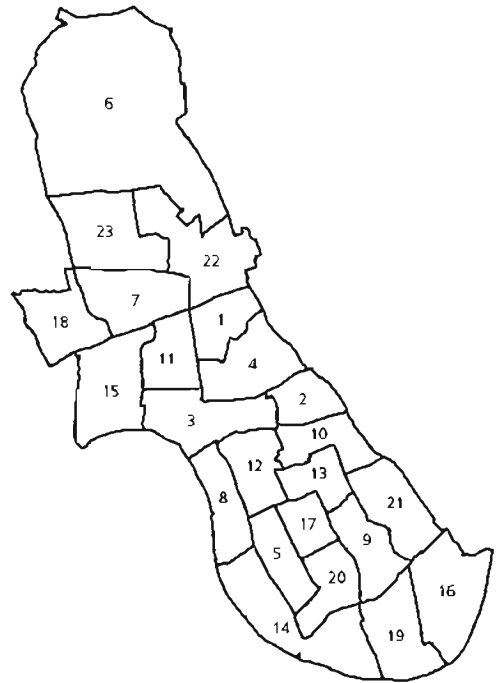
Hughes, Neil	LD	870
Lloyd, Samantha A.	LAB	796
Moriarty, Michael J.P.	CON	295
Binding, William	BNP	56

Resignation of Hoye, Peter D. (LD)

Hammersmith and Fulham

Labour administration

1 Addison	13 Normand
2 Avonmore	14 Palace
3 Broadway	15 Ravenscourt
4 Brook Green	16 Sands End
5 Colehill	17 Sherbrooke
6 College Park and Old Oak	18 Starch Green
7 Coningham	19 Sullivan
8 Crabtree	20 Town
9 Eel Brook	21 Walham
10 Gibbs Green	22 White City and Shepherds Bush
11 Grove	23 Wormholt
12 Margravine	



State of the parties, 1964-98

	CON	LAB	LD	other	total
7.5.98	14	36	-	-	50
5.5.94	15	33	2	-	50
3.5.90	22	28	-	-	50
8.5.86	9	40	1	-	50
6.5.82	23	25	2	-	50
4.5.78	24	24	2	-	50
4.5.74	10	48	2	-	60
13.5.71	2	58	-	-	60
9.5.68	54	6	-	-	60
7.5.64	7	53	-	-	60

% share of the poll, 1964-98

	% poll	CON	LAB	LD	other
7.5.98	34.2	37.4	49.7	12.6	0.2
5.5.94	46.3	35.9	49.8	13.6	0.7
3.5.90	53.2	42.3	48.3	5.3	4.1
8.5.86	51.8	33.7	50.8	13.4	2.0
6.5.82	50.0	40.1	37.7	20.4	1.9
4.5.78	50.5	47.6	45.6	3.9	2.9
4.5.74	41.3	36.3	56.8	6.3	0.6
13.5.71	47.6	36.5	61.6	1.8	0.1
9.5.68	39.1	58.2	38.9	2.3	0.6
7.5.64	32.0	33.9	62.7	2.7	0.8

Changes 1994-98

	CON	LAB	LD	other	total
Old council 98	14	34	1	-	49
Vacancies	-	1	-	-	1
By-elections	-1	+1	-	-	-
Allegiance changes	-	+1	-1	-	-
New council 94	15	33	2	-	50

General statistics

		Hammersmith and Fulham	London
May 1998	Electorate	111,776	5,010,999
May 1994	Electorate	102,984	4,872,088
Mid 1998 (LRC)	Resident population aged 18 and over	124,900	5,443,900
Mid 1994 (ONS)	Resident population aged 18 and over	128,500	5,409,200
May 1998	% unemployed	7.8	6.7
May 1994	% unemployed	14.7	12.9
April 1998	Band 'D' council tax	£790	£687
April 1994	Band 'D' council tax	£527	£534

% share of the poll

	Date	%poll	CON	LAB	LD	others
						GRE
Addison	7.5.98	32.6	25.0	57.4	17.6	
	5.5.94	45.7	23.0	59.2	12.3	5.5
Avonmore	7.5.98	34.2	45.6	42.4	12.0	
	5.5.94	41.2	42.1	44.0	13.9	
Broadway	7.5.98	34.6	20.1	65.7	14.2	
	5.5.94	48.5	28.6	56.4	15.0	
Brook Green	7.5.98	36.6	42.1	47.5	10.5	
	5.5.94	47.0	41.1	43.4	15.5	
Colehill	7.5.98	29.8	59.7	29.7	10.6	
	5.5.94	45.5	52.3	35.8	11.9	
College Park and Old Oak	7.5.98	29.2	10.0	74.1	15.9	
	5.5.94	40.5	13.1	76.5	10.4	
						COM
						4.6
						GRE
Crabtree	7.5.98	47.4	46.5	46.8	6.7	
<i>by-election</i>	27.6.96	41.3	45.2	49.1	5.8	
	5.5.94	52.4	43.4	40.6	9.6	6.4
Eel Brook	7.5.98	40.8	47.6	32.8	19.6	
	5.5.94	54.2	32.2	32.4	35.4	
Gibbs Green	7.5.98	25.9	25.2	59.8	15.0	
<i>by-election</i>	10.7.97	20.2	20.2	74.4	5.4	
	5.5.94	43.5	31.4	56.0	12.6	
Grove	7.5.98	37.3	28.6	56.6	14.8	
	5.5.94	47.5	32.5	54.1	13.4	
Margravine	7.5.98	30.0	22.9	65.9	11.2	
	5.5.94	49.6	28.0	59.9	12.2	
Normand	7.5.98	37.3	42.1	47.0	10.9	
	5.5.94	47.9	35.0	53.1	12.0	
Palace	7.5.98	44.7	73.0	17.3	9.7	
	5.5.94	52.5	69.4	20.6	10.0	
Ravenscourt	7.5.98	41.4	37.3	51.3	11.4	
	5.5.94	50.1	42.0	43.0	11.2	3.8
Sands End	7.5.98	33.4	37.3	52.4	10.3	
	5.5.94	45.6	39.1	51.1	9.8	
Sherbrooke	7.5.98	39.2	46.6	44.1	9.3	
	5.5.94	49.0	45.2	43.6	11.2	
Starch Green	7.5.98	40.3	26.9	56.9	16.2	
	5.5.94	51.0	30.2	53.9	15.9	
						UKIND
Sullivan	7.5.98	38.0	62.3	28.2	9.4	
<i>by-election</i>	25.7.96	37.2	51.6	38.9	7.7	1.8
	5.5.94	49.9	54.2	34.4	11.4	
Town	7.5.98	27.6	61.0	27.0	12.0	
<i>by-election</i>	25.1.96	29.4	53.0	34.4	12.6	
	5.5.94	44.8	55.1	31.3	13.6	
Walham	7.5.98	34.2	46.6	44.5	9.0	
	5.5.94	45.0	48.8	39.2	12.1	
White City & Shepherds Bush	7.5.98	30.4	10.1	78.2	11.7	
	5.5.94	41.1	14.1	72.0	13.9	

	Date	%poll	CON	LAB	LD	others
Wormholt	7.5.98	28.0	18.0	67.3	14.7	
	5.5.94	42.1	25.2	62.3	12.5	

Results

Addison

No change

Hammersmith and Fulham

Coughlan, Siobhan	LAB	1,035
Karian, Ghassan	LAB	887
Neubert, Jolyon N	CON	422
Wolton, Michael J.	CON	415
Collie, George M.	LD	295

Avonmore

No change

Hammersmith and Fulham

Hilton, Sonya	CON	728
Mallinson, Keith A.	LAB	697
Browne, James W	CON	684
Inniss, Frederick	LAB	617
Perrin, Julie C.	LD	186

Broadway

No change

Hammersmith and Fulham

Cartwright, Kenneth M.	LAB	831
Davies, Huw	LAB	816
Douglas-Home, Tara J.	CON	283
Zabavnik, Bozidar	CON	221
Bryant, Martin W.M	LD	203
Braund, Henry C.	LD	152

Brook Green

1 LAB gain from CON

Hammersmith and Fulham

Johnson, Gerald	LAB	916
Hicks, Polly	LAB	885
Hennessy, John A.	CON	823
Massey, Margaret R.	CON	773
Gill, Joanna R.	LD	233
Lepper, Ilona O.H	LD	165

Colehill

No change

Hammersmith and Fulham

Alford, Adronie E.	CON	834
Round, Christopher J.	CON	806
Richards, Paul	LAB	410
Watson, Winifred	LAB	407
Harris, Suzanna	LD	146

College Park and Old Oak

No change

Ealing, Acton and Shepherds Bush

Harcourt, Wesley	LAB	967
McLaughlin, Reginald	LAB	935
Smallman, Melanie	LAB	863
Scanlon, Linda	LD	224
Coen, Theresa P	LD	205
Sullivan, Anthony J.	LD	163
Chambre, William W.M.	CON	143
Wiggin, William	CON	125
Yonge, William J.G.R.	CON	104

Coningham

No change

Ealing, Acton and Shepherds Bush

Graham, Christine	LAB	1,368
Wicks, Josephine	LAB	1,165
Stanley, Timothy	LAB	1,039
Owen, Patricia	LD	390
Shuttleworth, Sheila J.	LD	349
Loveday, Mark A.	CON	308
Mills, Elizabeth	CON	298
Robertson, Hugh M.	CON	285
Pugh, Celia	COM	90

Crabtree

1 CON gain from LAB

Hammersmith and Fulham

Gray, Adam C.	LAB	973
Simonds, Mark R.	CON	904
Janman, Timothy S.	CON	889
Risley, Simon	LAB	829
Dragadze, Tamara	LD	135
Gray-Raus, Donald J-L A.O.A	LD	124

Eel Brook

1 CON gain from LD, 1 CON gain from LAB

Hammersmith and Fulham

Blaney, Donal	CON	810
Hands, Gregory W.	CON	810
Gwynne, David L.	LAB	582
Jaeger, Hugh	LAB	533
Burden, Jon P	LD	346
Lloyd James, Huw	LD	319

Gibbs Green No change
Hammersmith and Fulham

Slaughter, Andrew	LAB	775
Trelogan, Charles W.	LAB	765
Everson, Rowena H.S.	CON	354
Ormond, Jocelyn L.	CON	295
Lloyd James, Anne C	LD	193

Grove No change
Hammersmith and Fulham

Allen, Christopher	LAB	992
Cowan, Stephen	LAB	860
Lloyd-Harris, Amanda J.	CON	487
Wilson, Edward M.	CON	447
Andrew, Michael P	LD	249
Emerson, Sophie P	LD	236

Margravine No change
Hammersmith and Fulham

Birdsey, Araminta	LAB	802
Homan, Lisa	LAB	790
Crosby, Albert J.	CON	280
Hurst, Pamela V.P.	CON	274
Cassidy, SORCHA	LD	146
Watkins, Daniel	LD	125

Normand No change
Hammersmith and Fulham

Caruana, Joan	LAB	775
Williams, David	LAB	711
Burrough, Magnus J.	CON	670
Addyman, Nicholas J.S.	CON	659
Minken, Gabrielle	LD	172

Palace No change
Hammersmith and Fulham

Al-Uzaizi, Emile P.	CON	1,345
Ground, Andrew P.	CON	1,316
Farrar, Adam	LAB	315
Lukey, Francis J.	LAB	315
Sugden, Alexandra E.	LD	176

Ravenscourt 1 LAB gain from CON
Hammersmith and Fulham

Evans-Lothian, Fiona	LAB	881
Rees, Hefin	LAB	856
Clarke, Angela F.I.	CON	677
Roberts, Sally A.	CON	585
Gallagher, Brian R	LD	233
Zaidi, Hassan	LD	152

Sands End No change
Hammersmith and Fulham

Bird, Brendan	LAB	933
Pavelin, Colin	LAB	868
Littlewood, Mark J.	CON	642
Oliver, Grace	CON	642
Bagwell, William H.	LD	177

Sherbrooke No change
Hammersmith and Fulham

Garrett, John L.	LAB	706
Kennedy Harper, Tristram J.	CON	696
Karmel, Alexander P.	CON	684
Patel, Ashok	LAB	600
Brett, Alastair J	LD	138

Starch Green No change
Ealing, Acton and Shepherds Bush

Hillman, Julian	LAB	1,010
Wilkinson, Gregory	LAB	949
Buxton, Richard E	CON	484
Lloyd-Jones, Trevor	CON	444
Berry, Ruth	LD	279

Sullivan No change
Hammersmith and Fulham

Wombwell, Gerald A.	CON	970
Botterill, Nicholas B.	CON	967
Godden, Vera	LAB	467
Butler, Thomas W.	LAB	410
Bonser, Joan	LD	167
McKelvie, Allan W.	LD	126

Town No change
Hammersmith and Fulham

Greenhalgh, Stephen J.	CON	795
Lillis, Antony	CON	744
Bartlett, Allison	LAB	382
Moriah, Joseph	LAB	301
Green, Nathaniel J.	LD	163
Muir, Graham P	LD	140

Walham 1 LAB gain from CON
Hammersmith and Fulham*

Stainton, Frances M.	CON	857
Vaughan, Jenny	LAB	833
Mills, Allen J.	CON	806
Vaughan, Rory	LAB	754
Day, Anne	LD	167
Day, Joseph	LD	153

White City and Shepherds Bush

No change

Ealing, Acton and Shepherds Bush

Browne, Ronald	LAB	1,362
Gibbons, Ivan	LAB	1,305
Khaled, Jafar	LAB	1,132
Boudry, Michael R.	LD	217
Sweeting, Andrew T.	LD	200
Villiers, Theresa A.	CON	199
Brierley, Andrew D.	CON	169
Leunig, Timothy C.	LD	154
Bullock, James F	CON	122

Wormholt

No change

Ealing, Acton and Shepherds Bush

Aherne, Colin	LAB	1,053
Powell, Sally	LAB	995
Burke, Stephen	LAB	982
Collett, Jonathon	CON	287
Kevan, Timothy L	CON	262
Pickthorn, John E.J	CON	261
Julien, Natasha	LD	234
Coen-d'Arcy, Tanya	LD	215
Kearney, Christina V.	LD	215

By-elections

Crabtree

LAB gain from CON

27 June 1996

Smallman, Melanie L.	LAB	832
Karmel, Alexander P.	CON	766
Gallagher, Brian	LD	98

Resignation of Mortimer, Guy (CON)

Sullivan

No change

25 July 1996

Botterill, Nicholas B.	CON	808
Burns, Ronald	LAB	609
Patterson, Richard	LD	121
Roberts, Gerald	UKIND	29

Death of Maiden, Jonathan J. (CON)

Gibbs Green

No change

10 July 1997

Trellogan, Charles W.	LAB	768
Browne, James W.	CON	208
Dragadze, Tamara	LD	56

Resignation of Coleman, Iain (LAB)

Town

No change

25 January 1996

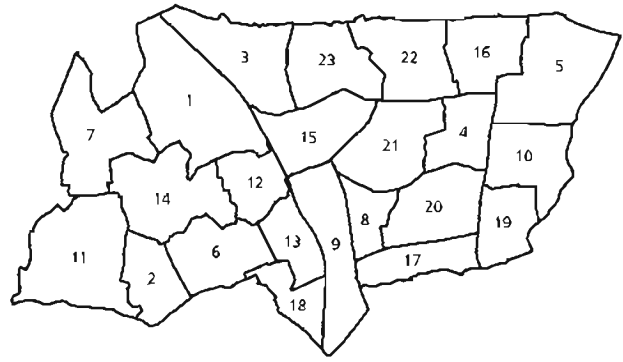
Greenhalgh, Stephen J.	CON	670
Allen, Christopher M.	LAB	435
Green, Nathaniel J.	LD	160

Resignation of Glover, Antony C. (CON)

Haringey

Labour administration

1	Alexandra	13	Hornsey Vale
2	Archway	14	Muswell Hill
3	Bowes Park	15	Noel Park
4	Bruce Grove	16	Park
5	Coleraine	17	Seven Sisters
6	Crouch End	18	South Hornsey
7	Fortis Green	19	South Tottenham
8	Green Lanes	20	Tottenham Central
9	Harringay	21	West Green
10	High Cross	22	White Hart Lane
11	Highgate	23	Woodside
12	Hornsey Central		



State of the parties, 1964-98

	CON	LAB	LD	other	total
7.5.98	2	54	3	-	59
5.5.94	2	57	-	-	59
3.5.90	17	42	-	-	59
8.5.86	16	42	1	-	59
6.5.82	22	33	-	4	59
4.5.78	17	42	-	-	59
4.5.74	19	40	-	1	60
13.5.71	19	41	-	-	60
9.5.68	53	7	-	-	60
7.5.64	19	41	-	-	60

% share of the poll, 1964-98

	% poll	CON	LAB	LD	other
7.5.98	30.5	18.0	51.7	17.1	13.6
5.5.94	43.2	21.0	55.2	13.2	10.6
3.5.90	46.6	32.0	40.8	10.1	17.1
8.5.86	50.7	33.8	41.0	18.2	7.0
6.5.82	45.2	38.9	40.3	20.2	0.6
4.5.78	41.7	41.1	48.9	2.5	7.5
4.5.74	32.5	40.7	47.8	8.8	2.7
13.5.71	37.7	38.9	58.4	1.6	1.0
9.5.68	34.3	64.0	32.3	1.8	1.9
7.5.64	33.4	41.8	53.4	3.3	1.5

Changes 1994-98

	CON	LAB	LD	other	total
Old council 98	2	57	-	-	59
Vacancies	-	-	-	-	-
By-elections	-	-	-	-	-
Allegiance changes	-	-	-	-	-
New council 94	2	57	-	-	59

General statistics

		Haringey	London
May 1998	Electorate	145,012	5,010,999
May 1994	Electorate	138,416	4,872,088
Mid 1998 (LRC)	Resident population aged 18 and over	164,800	5,443,900
Mid 1994 (ONS)	Resident population aged 18 and over	165,100	5,409,200
May 1998	% unemployed	12.0	6.7
May 1994	% unemployed	20.0	12.9
April 1998	Band 'D' council tax	£856	£687
April 1994	Band 'D' council tax	£687	£534

% share of the poll

	Date	%poll	CON	LAB	LD	others		
Alexandra	7.5.98	37.6	22.2	46.0	18.4	GRE		
	5.5.94	56.1	21.9	44.1	23.4	13.4		
Archway <i>by-election</i>	7.5.98	37.3	32.1	45.1	13.4	9.4		
	24.10.96	28.4	35.0	48.6	11.3	5.1		
	5.5.94	47.5	24.8	46.4	16.4	12.5		
Bowes Park	7.5.98	29.6	15.7	58.6	16.2	GRE	IND	
	5.5.94	46.0	23.6	50.4	10.6	9.5		6.7
Bruce Grove	7.5.98	25.8	11.9	63.8	-	GRE	SLAB	
	5.5.94	37.3	12.0	67.2	8.4	13.3	11.0	
Coleraine	7.5.98	22.9	14.1	61.7	13.4	10.9		
	5.5.94	43.2	-	59.1	33.2	7.6		
Crouch End	7.5.98	32.6	19.4	47.0	17.2	16.4		
	5.5.94	46.4	23.9	47.7	14.3	14.1		
Fortis Green	7.5.98	38.7	30.0	41.8	17.4	10.8		
	5.5.94	45.5	30.5	39.0	16.9	13.6		
Green Lanes <i>by-election</i>	7.5.98	25.9	15.9	62.3	-	21.8		
	1.5.97	58.0	20.1	68.2	-	11.6		
	5.5.94	37.5	13.4	66.3	10.0	10.3		
Harringay	7.5.98	28.6	11.1	44.8	16.3	17.2		
	5.5.94	40.0	14.2	73.3	12.6	10.7		
High Cross	7.5.98	23.8	19.8	63.1	17.1			
	5.5.94	37.1	21.1	65.6	13.4			
Highgate	7.5.98	35.4	44.3	31.5	16.3	7.9		
	5.5.94	42.8	43.9	29.3	17.0	9.7		
Hornsey Central <i>by-election</i>	7.5.98	32.4	14.6	51.1	15.8	13.0		
	1.5.97	68.7	21.0	56.5	14.0	8.5		
	5.5.94	50.0	19.5	58.4	11.1	11.0		
Hornsey Vale	7.5.98	35.5	10.1	55.1	12.4	15.9		
	5.5.94	47.3	11.7	63.2	13.1	12.0		
Muswell Hill	7.5.98	46.1	11.9	26.7	47.1	9.8		
	5.5.94	51.3	30.5	41.1	16.6	11.8		
Noel Park	7.5.98	29.6	14.4	50.0	15.5	GRE	SLAB	IND
	5.5.94	42.7	18.7	55.9	10.7	10.8	9.3	
Park		%poll	Con	Lab	LD	GRE		
	7.5.98	21.5	15.9	66.1	9.7	8.3		
Seven Sisters	5.5.94	39.0	20.8	62.6	16.6			
	7.5.98	26.1	10.0	76.0	14.1			
South Hornsey <i>by-election</i>	5.5.94	35.3	11.6	77.6	10.8			
	7.5.98	33.0	8.7	48.6	12.6	10.6		
South Tottenham <i>by-election</i>	1.5.97	62.5	13.5	60.6	12.9	13.0		
	5.5.94	46.5	9.3	64.3	11.7	14.8		
	24.10.96	22.1	16.8	78.5	4.7			
Tottenham Central	5.5.94	36.8	25.0	75.0	-			
	7.5.98	23.4	17.3	60.6	22.1			
	5.5.94	37.6	13.2	64.3	12.4	10.1		

	Date	%poll	CON	LAB	LD	GRE	IND	others
West Green	7.5.98	28.5	17.3	57.0	13.9	11.7		
	5.5.94	40.8	21.4	56.1	8.2	10.1	4.2	
White Hart Lane	7.5.98	24.3	24.9	60.7	14.4			
	5.5.94	41.3	33.8	50.4	5.7	10.0		
Woodside	7.5.98	32.4	20.7	64.2	15.1			
	5.5.94	41.7	28.8	58.8	-	12.4		

Results

Alexandra

Hornsey and Wood Green

Craig, Catherine L.	LAB	1,294	No change
Neuner, Mary K.	LAB	1,178	
Droussiotis, Peter G.	LAB	1,106	
Boardman, Jeremy M.	CON	591	
Janner, Daniel J.M.	CON	569	
Keogh, Anthony P.	CON	566	
Oatway, Susan J.	LD	530	
Hogg, Eleanor S.	LD	484	
Salmons, Roger M.	LD	417	
Butler, Paul	GRE	346	

Archway

Hornsey and Wood Green

Bax, Judith M.	LAB	891	No change
Gavron, Nicolette F.	LAB	868	
Allen, Roderick	CON	644	
Flynn, Michael J.	CON	605	
Bloch, Jonathan M.	LD	283	
Mothersdale, Roger S.	LD	240	
Child, Sally R.	GRE	183	

Bowes Park

Hornsey and Wood Green

Arnold, Lucinda M.	LAB	1,407	No change
Davidson, Thomas	LAB	1,397	
Manheim, Vivienne H.	LAB	1,369	
Beacham, David M.	LD	413	
Grant, David D.	CON	402	
Garratt, David M.	LD	397	
Mansfield, Kenneth C.	CON	373	
Mansfield, Patricia L.	CON	344	
Hoban, Wayne	LD	341	
Jago, Hilary	GRE	226	

Bruce Grove

Tottenham

Robertson, Irene	LAB	1,482	No change
Brown, Herbert A.	LAB	1,424	
Brasher, Stephen D.	LAB	1,408	
Budge, Peter	GRE	299	
Harris, Aeronwy	CON	269	
Young, Angela M.	SLAB	248	

Coleraine

Tottenham

Dewar, Maureen	LAB	1,083	No change
Rice, Reginald	LAB	1,035	
Vanier, Bernice	LAB	879	
de Sudea, Isabel	LD	242	
Fanusie, Lloyd	CON	228	
Aleksander, Nicholas P.	LD	220	
Hassan, Arwa	LD	189	
McAskie, Peter H.	GRE	176	

Crouch End

Hornsey and Wood Green

Sharp, Charles H.	LAB	1,247	No change
Willmott, Nigel	LAB	1,175	
Sandbach, Colin J.	LAB	1,109	
Greaves, Blair C.	CON	532	
Benziger, Roderick R.	LD	474	
Webb, Edward C.	CON	463	
Stephenson, Paul W.	CON	462	
Heller, Frank A.	LD	439	
Marchen, Steve	GRE	410	
Willett, Michael	LD	378	

Fortis Green No change

Hornsey and Wood Green

Richardson, Alan J.	LAB	1,170
Eedle, Susan M.E.	LAB	1,155
Prendergast, David	LAB	1,041
Aitken, Ronald	CON	830
Donnelly, Juliet E	CON	814
Smethurst, Roger C.W	CON	769
Bell, Matthew P.	LD	497
Hort, Mary	LD	487
Bealby, Walter	LD	420
James, Daniel H.	GRE	289

Green Lanes No change

Tottenham

Cleeveley, Neil J.	LAB	890
Haley, Brian A.	LAB	862
Davenport, Laura E.	GRE	306
Walden, Georgina	CON	224

Harringay No change

Tottenham

Adamou, Gina	LAB	1,288
Blanchard, Ronald H.	LAB	1,169
Sulaiman, Takki E.	LAB	1,032
Kozma, Robert S.	GRE	448
van der Valk, Josina M.	LD	423
Cooper, Betty	CON	310
Taylor, Warren R.	SLAB	277
King, Kenneth C.	CON	265

High Cross No change

Tottenham

Stanton, Alan P.	LAB	755
Diakides, Isidoros	LAB	740
Farmer, Jean	CON	234
Leliv, Anthony	LD	203

Highgate No change

Hornsey and Wood Green

Forrest, Peter J.	CON	728
Macdougall, William F.	CON	712
Morris, Russell C.	LAB	518
Millar, Bernard A.	LAB	508
Wearden, Pauline N.	LD	280
Browne, Jeremy R.	LD	252
Molesworth, William J.C.	GRE	128

Hornsey Central No change

Hornsey and Wood Green

Harris, Toby	LAB	846
Stafford, Catherine	LAB	806
Northover, Lindsay P.G.	LD	293
Hogan, Mary B.	GRE	247
Macdougall, Catherine	CON	242
Davda, Harish G	CON	231
Pack, Mark A.	LD	219
Pellaumail, Karine	GRE	174
Sikorski, Patrick W.	SLAB	88

Hornsey Vale No change

Hornsey and Wood Green

Irwin, Josephine L.	LAB	1,028
Horne, Simon T.	LAB	900
Bury, Ursula K.	GRE	279
Northover, John M.	LD	261
Douglas, David	CON	179
Scott, Nigel P	LD	174
Walker, Paul A.	CON	174
Wells, Jeffrey K	SLAB	113

Muswell Hill 3 LD gains from LAB

Hornsey and Wood Green

Andersen, June A.	LD	1,942
Featherstone, Lynne C.	LD	1,906
Glenn, Julia A.	LD	1,731
Singleton, Elizabeth	LAB	1,111
Jackson, David	LAB	1,027
Turton, Craig	LAB	1,023
Anderson, Michaela L.A.	CON	494
Saggerson, Alan D.	CON	461
Richmond, Carl A.	CON	460
Burns, Jennifer P.	GRE	388
Cook, Vivien R	SLAB	176

Noel Park No change

Hornsey and Wood Green

Brown, Jean C.	LAB	1,337
Makanji, Narendra	LAB	1,204
Zaman, Abul	LAB	1,053
Morrell, Brian	CON	380
Osborne, Kathleen	LD	372
Ragnuth, Laleeta	CON	331
Skipper, Sylvia	CON	325
Robertson-Molloy, Jean	GRE	258
Imison, Katherine S	SLAB	223

Park No change

Tottenham		
Peacock, Sheila S.	LAB	708
Dodds, Ray	LAB	696
Maclaren, Colleen	CON	191
Weeks, Gladys E	CON	146
Gorrie, Robert J.A.	LD	103
Burns, David H.	GRE	88

Seven Sisters No change

Tottenham		
Knight, Frederick A.	LAB	946
Basu, Dharendra N.	LAB	880
Howman, Richard E	LD	169
Flynn, Judith E.	CON	121
Brick, Ronald	CON	119

South Hornsey No change

Hornsey and Wood Green		
Billot, Sally	LAB	913
Atkinson, Jane	LAB	810
Forbes, Jayne E	GRE	244
Satterthwaite, Julian J.	LD	224
Binks, Simon M.	IND	181
Cockman, Ryan A.	SLAB	163
Cheetham, Sheila	CON	154
Scott-Spicer, Gail	GRE	131

South Tottenham No change

Tottenham		
Green, Michael T.	LAB	867
Canver, Azize N.	LAB	757
Fisher, David A	LD	209
Harvey-Kirkwood, Ann	CON	193
Kirkwood, Roger	CON	149

Tottenham Central No change

Tottenham		
Reynolds, Richard A.	LAB	1,005
Reeve, Scott	LAB	985
Harris, Robert W.	LAB	938
Simmons, Errington E.	LD	356
Stevenson, Brenda	CON	279

West Green No change

Tottenham		
Jones, Peter R.	LAB	1,521
Khan, Rahman G.M.M.H.	LAB	1,341
Mughal, Rafaat	LAB	1,260
Allen, David A.	CON	421
Hinchcliffe, Susan A.	CON	419
Smith, Joseph	CON	414
Haskings, James S.J	LD	336
Bury, Dennis	GRE	282

White Hart Lane No change

Tottenham		
Brown, Jean E.	LAB	942
Jones, Hugh B.S.	LAB	864
Adje, Charles O.	LAB	744
Murphie, Philip	CON	352
Lattimore, Eric F	CON	349
Maclaren, Jace C.	CON	347
Williams, Neil	LD	202

Woodside No change

Hornsey and Wood Green		
Dillon, Denis G.J.	LAB	1,414
Meehan, George F.	LAB	1,405
Patel, Jayanti	LAB	1,323
Spencer, Mavis	CON	492
Warren, John G	CON	438
Ragnuth, Nityanand	CON	407
Silbiger, Valerie F.	LD	324

By-elections

Archway

No change

24 October 1996

Bax, Judith M.	LAB	698
Aitkin, Ronald A.	CON	503
Andersen, June A.	LD	163
Nicholas, Gillian A.	GRE	73

Resignation of Wyatt, Derek (LAB)

Green Lanes

No change

1 May 1997

Haley, Brian A.	LAB	2,039
Flynn, Michael	CON	602
Cheyne, Liliás R.H.	GRE	348

Resignation of Postlewhite, Kerry (LAB)

Hornsey Central

No change

1 May 1997

Binney, Robert I.	LAB	1,988
Allen, David A.	CON	741
Chadirchi, Mo	LD	494
Burns, David H.	GRE	299

Resignation of Tikly, Claire (LAB)

South Hornsey

No change

1 May 1997

Garrod, Neil	LAB	1,946
Aitken, Ronald A.	CON	434
Forbes, Jayne E.	GRE	418
Ghibaldan, Sam	LD	415

Death of Jones, Philip (LAB)

South Tottenham

No change

24 October 1996

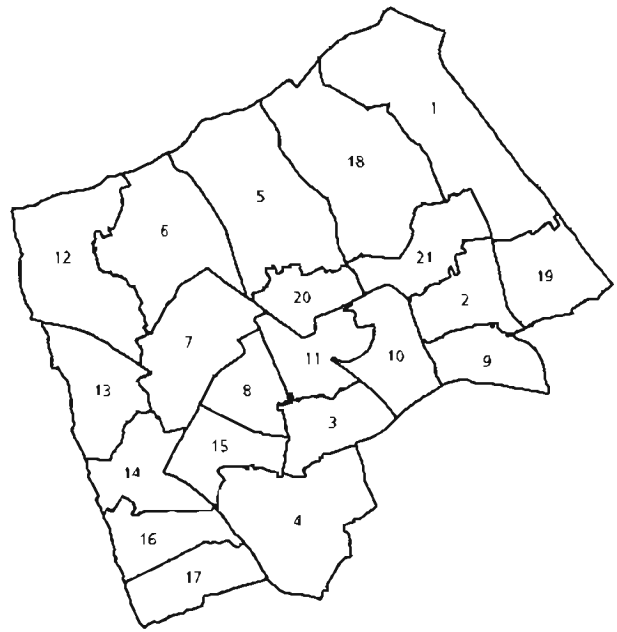
Green, Michael T.	LAB	801
Kirkwood, Roger S.	CON	172
Chadirchi, Mo	LD	48

Resignation of Willmore, Ian (LAB)

Harrow

Labour administration

- | | |
|----------------------|-------------------|
| 1 Canons | 12 Pinner |
| 2 Centenary | 13 Pinner West |
| 3 Greenhill | 14 Rayners Lane |
| 4 Harrow on the Hill | 15 Ridgeway |
| 5 Harrow Weald | 16 Roxbourne |
| 6 Hatch End | 17 Roxeth |
| 7 Headstone North | 18 Stanmore Park |
| 8 Headstone South | 19 Stanmore South |
| 9 Kenton East | 20 Wealdstone |
| 10 Kenton West | 21 Wemborough |
| 11 Marlborough | |



State of the parties, 1964-98

	CON	LAB	LD	other	total
7.5.98	20	32	9	2	63
5.5.94	17	14	29	3	63
3.5.90	36	13	11	3	63
8.5.86	32	9	18	4	63
6.5.82	41	6	13	3	63
4.5.78	46	12	1	4	63
4.5.74	39	14	-	3	56
13.5.71	26	27	2	1	56
9.5.68	56	-	-	-	56
7.5.64	36	20	-	-	56

% share of the poll, 1964-98

	% poll	CON	LAB	LD	other
7.5.98	36.6	32.9	39.1	23.6	4.4
5.5.94	48.9	33.7	29.2	34.0	3.0
3.5.90	51.1	46.2	27.9	20.6	5.2
8.5.86	46.7	40.2	23.4	29.5	6.9
6.5.82	48.6	45.3	18.7	29.5	6.5
4.5.78	48.4	54.7	29.2	8.5	7.5
4.5.74	47.1	51.9	26.2	17.9	4.0
13.5.71	42.1	47.7	39.4	10.8	2.2
9.5.68	42.5	67.1	18.9	12.5	1.5
7.5.64	43.0	50.7	31.7	17.3	0.3

Changes 1994-98

	CON	LAB	LD	other	total
Old council 98	18	16	26	3	63
Vacancies	-	-	-	-	-
By-elections	-	+2	-1	-1	-
Allegiance changes	+1	-	-2	+1	-
New council 94	17	14	29	3	63

General statistics

		Harrow	London
May 1998	Electorate	155,120	5,010,999
May 1994	Electorate	148,757	4,872,088
Mid 1998 (LRC)	Resident population aged 18 and over	161,200	5,443,900
Mid 1994 (ONS)	Resident population aged 18 and over	161,700	5,409,200
May 1998	% unemployed	3.5	6.7
May 1994	% unemployed	7.7	12.9
April 1998	Band 'D' council tax	£724	£687
April 1994	Band 'D' council tax	£549	£534

% share of the poll

	Date	%poll	CON	LAB	LD	others		
Canons	7.5.98	32.7	60.3	27.8	11.9			
	5.5.94	48.4	52.7	12.7	34.6			
Centenary	7.5.98	37.0	33.6	57.6	8.8			
	5.5.94	48.8	40.2	45.9	13.8			
Greenhill	7.5.98	38.4	28.1	40.5	31.4			
	5.5.94	51.1	25.5	29.9	44.6			
Harrow on the Hill	7.5.98	38.6	36.9	34.2	23.3	GRE	IND	
	5.5.94	44.1	41.7	22.0	31.4	5.6	-	4.9
Harrow Weald <i>by-election</i>	7.5.98	32.8	29.2	28.5	42.3			
	13.7.95	36.2	20.6	26.4	53.0			
	5.5.94	47.3	24.1	15.8	60.1			
Hatch End	7.5.98	37.4	55.3	26.0	18.6			
	5.5.94	47.1	51.1	20.1	28.7			
Headstone North	7.5.98	40.7	40.2	20.3	39.5			
	5.5.94	53.8	40.2	15.5	44.4			
Headstone South <i>by-election</i>	7.5.98	39.8	15.1	44.6	31.3	GRE	IND	IND
	16.2.95	40.6	10.2	38.4	48.8	9.0	-	1.4
	5.5.94	50.4	17.2	31.4	47.1	-	-	4.3
Kenton East	7.5.98	31.6	21.1	63.1	15.8			
	5.5.94	45.1	24.5	61.9	13.6			
Kenton West	7.5.98	35.1	35.9	46.5	10.4	IND		
	5.5.94	47.2	40.0	39.3	20.8	7.2		
Marlborough	7.5.98	33.8	16.3	52.2	31.5			
	5.5.94	48.6	18.6	40.5	40.9			
Pinner	7.5.98	35.8	63.0	23.7	13.3			
	5.5.94	45.4	58.1	20.0	21.9			
Pinner West	7.5.98	44.3	47.7	25.0	27.2			
	5.5.94	56.7	41.2	11.8	47.0			
Rayners Lane	7.5.98	41.9	28.9	23.6	47.5			
	5.5.94	53.2	23.3	13.8	62.9			
Ridgeway <i>by-election</i> <i>by-election</i>	7.5.98	42.6	27.6	42.5	29.9			
	11.9.97	31.9	30.6	36.7	30.8	1.9		
	11.1.96	37.2	31.6	26.6	41.8			
Roxbourne	5.5.94	52.8	33.1	24.5	42.4			
	7.5.98	38.4	20.1	52.2	27.8			
Roxeth <i>by-election</i>	5.5.94	53.2	19.3	36.2	44.5			
	7.5.98	42.3	-	44.4	-	RES	NF	
	11.9.97	29.9	7.4	46.8	-	50.0	5.6	
5.5.94	49.2	15.3	33.7	-	45.8			
5.5.94	49.2	15.3	33.7	-	51.0			
Stanmore Park	7.5.98	30.3	61.3	26.5	12.2			
	5.5.94	40.7	59.8	22.0	18.2			
Stanmore South <i>by-election</i>	7.5.98	29.0	24.9	62.1	13.0	SLAB		
	9.10.97	24.3	16.1	65.8	13.1	5.0		
	5.5.94	47.1	31.0	57.7	11.3			
Wealdstone <i>by-election</i>	7.5.98	33.0	14.9	69.7	12.4	IND	GRE	
	17.7.97	24.3	20.3	62.6	13.8	2.9	-	3.3
	5.5.94	46.9	20.6	54.2	25.2	-		

	Date	%poll	CON	LAB	LD	others
Wemborough	7.5.98	37.0	34.8	24.7	40.4	
	5.5.94	51.0	34.6	13.3	52.2	

Results

Canons

			No change
Harrow East			
Cowan, John H.	CON	1,218	
Cowan, Janet R.	CON	1,204	
Romain, Richard D.	CON	1,131	
Blake, Charles E.	LAB	580	
Novick, Benjamin A.	LAB	575	
Kurji, Kathleen G.	LAB	481	
Warshaw, Ronald D.	LD	257	
Sandford, David B.	LD	237	
Bhana, Natoo	LD	210	

Centenary

			No change
Harrow East			
Green, Mitzi J.	LAB	1,356	
Redford, Daniel	LAB	1,312	
Thammaiah, Keekira A.	LAB	1,269	
Budden, Frank A.	CON	816	
Patel, Manji K.	CON	781	
Pratt, Simon C.	CON	697	
Cox, Oenone J.	LD	219	
O'Reilly, Sheila A.	LD	201	
Fierstone, Michael R.	LD	180	

Greenhill

			3 LAB gains from LD
Harrow East			
Attiki, Anastasia	LAB	937	
Bluston, Howard S.	LAB	921	
Krushner, Damian M.	LAB	856	
de Beer, Maureen	LD	739	
Boethe, Nahid	LD	685	
Hughes, Gary S.	CON	685	
Budden, Peter D.	LD	675	
Venour, Henry S.H.	CON	601	
Mediratta, Amrit L.	CON	594	

Harrow on the Hill

1 LAB gain from CON

Harrow West			
Kinnear, Eileen M.	CON	1,087	
Scowen, Clive R.	CON	1,051	
Davies, Huw S.	LAB	1,022	
Versallion, Mark	CON	1,017	
Davine, Margaret A.	LAB	992	
Smith, Chloe E.	LAB	917	
Day, Judith A.	LD	698	
Rogers, Duncan W.	LD	665	
Varsani, Vipin P.M.	LD	627	
Peace, Matthew D.	GRE	161	

Harrow Weald

No change

Harrow East			
Lyne, Patricia M.	LD	1,067	
Graham, Mary	LD	1,019	
Marikar, Ahmed	LD	870	
Crouch, Colin S.	LAB	706	
Cowan, Richard I.	CON	693	
Hunter, Gary M.	CON	676	
Jones, Brian R.	CON	670	
Kinsey, Michael	LAB	653	
McManus, Patrick J.	LAB	628	

Hatch End

No change

Harrow West			
Knowles, Adrian C.	CON	1,417	
John, Mary H.	CON	1,382	
Lammiman, Jean	CON	1,342	
Anderson, Susan E.	LAB	694	
Solomon, John	LAB	660	
Skacel, Patricia O.	LAB	594	
Jackson, James K.	LD	520	
Baig, Zia S.	LD	441	
Salter, Paul B.	LD	433	

Headstone North

2 CON gains from LD

Harrow West

Seymour, Anthony H.	CON	1,218
Lane, Nicola J.	LD	1,208
Silver, Eric	CON	1,195
Mahmood, Khalid	CON	1,171
Sayer, Michael R.	LD	1,166
Skipworth, Janet	LD	1,149
Selby, Ernest M.	LAB	618
Titmuss, James P.	LAB	600
Dharmarajah, Sonalie N	LAB	591

Headstone South

3 LAB gains from LD

Harrow West

Stephenson, Bill	LAB	1,324
Travers, Gillian M.	LAB	1,167
Whitehead, Anne E.	LAB	1,143
Giles-Medhurst, Stephen B.A.F.H.	LD	922
Thomas, Clifford S.	LD	870
Branch, John S W.	LD	755
Hall, Stephen W.J.	CON	434
Hyde, Theresa M.A.	CON	402
Booth, Richard M.	CON	391
Challener, Justin E.	GRE	244

Kenton East

No change

Harrow East

Shah, Navin	LAB	1,404
Toms, Albert K.	LAB	1,308
Foulds, Archie T.	LAB	1,303
Hall, John	CON	507
Costelloe, Edmund	CON	424
Lemon, Jonathan	CON	411
Patel, Mahendra	LD	404
Angell, Barbara M	LD	335
Jeffery, Paul	LD	267

Kenton West

2 LAB gains from CON

Harrow East

Davies, Cyril	LAB	1,268
Frogley, Raymond J.L.	LAB	1,210
Dighe, Sanjay J.	LAB	1,194
Grenfell, Joseph	CON	973
Bhatt, Mayur H.	CON	959
Zeid, Jeremy S.	CON	908
Colledge, Eileen J.	LD	312
Thorne, Anthony J.	LD	270
Jayasinghe, Gerald de S	LD	239
Dhalla, Akil T.	IND	190

Marlborough

2 LAB gains from LD

Harrow East

Groves, Ann T.	LAB	1,226
O'Dell, Phillip W.	LAB	1,131
Sims, Margaret E.	LAB	1,008
Campbell, Brian K.	LD	714
Campbell, Stephen B.	LD	662
Sharma, Baldev K.	LD	653
Hardy, Peter	CON	368
Carr, Margaret J.	CON	360
Osborn, Joyce	CON	326

Pinner

No change

Harrow West

Champagnie, Mavis L.	CON	1,644
Olins, Andrew R.	CON	1,636
Cocksedge, Antony C.	CON	1,595
Gallant, Jeffrey C.	LAB	633
Oelman, Timothy	LAB	616
Heavey, Michael J	LAB	586
Moss, Leslie N.	LD	374
Green, Ian C	LD	346
Land, Martin G.	LD	307

Pinner West

3 CON gains from LD

Harrow West

Mote, Charles C.	CON	1,461
Howard, Graham M.	CON	1,434
Nickolay, John W.	CON	1,383
Chamberlain, Veronica M.	LD	835
Finch, Graham D	LD	816
Lilley, Joseph T.	LAB	795
Walster, David J	LD	788
Moss, Kenneth W	LAB	758
Dutta, Asoke K.	LAB	691

Rayners Lane

No change

Harrow West

Noyce, Christopher D.	LD	1,443
Nandhra, Prakash K.	LD	1,226
Alexander, Alastair J.McL.	LD	1,199
Crossman, Herbert W	CON	819
Arnold, Raymond M.	CON	775
Murgett, Heather	CON	762
Shah, Rajeshri N.	LAB	674
Jinks, Sean	LAB	673
Idaikkadar, Thayapara	LAB	577

Ridgeway

2 LAB gains from LD

Harrow West		
Gate, Brian E.	LAB	1,283
Fox, Paul E.	LAB	1,147
Stillerman, Norman	LAB	1,067
Coombes, Alanna C.L.	LD	847
Harsant, Leonard G C	CON	824
Tiley, Edward P	LD	819
Smith, Adrien P	LD	791
Osborn, Paul S.	CON	747
Rennie, John B	CON	701

Roxbourne

3 LAB gains from LD

Harrow West		
Currie, Robert W.	LAB	1,447
Dharmarajah, Manoharan	LAB	1,381
Ingram, Mark P.	LAB	1,323
Skipworth, John C.	LD	773
Prowse, Robert G.	LD	769
Smith, Ronald J	LD	667
Dixon, Stephen R.	CON	576
Nickolay, Lily J.	CON	546
Stevenson, Norman S	CON	475

Roxeth

No change

Harrow West		
Cox, Charles E.M.	IRE	1,540
Cripps, John E.	IRE	1,529
Miles, Jeremy J.	LAB	1,423
Hastie, Christopher A	IRE	1,406
Miller, Michael J.	LAB	1,318
Tushaw, Michael G.	LAB	1,236
Hutchins, Gerald S.	NF	168

Stanmore Park

No change

Harrow East		
Bath, Camilla M.A.	CON	1,356
Ashton, Marilyn J.	CON	1,346
Bednell, Christine A.	CON	1,307
Anderson, Jeffrey A.	LAB	624
Williams, Connie P.	LAB	555
Masterson, Vincent M.G	LAB	553
Harris, Barry	LD	318
Warshaw, Sylvia	LD	282
Garner-Patel, Marion C.M.	LD	200

Stanmore South

No change

Harrow East		
Brown, Simon W.	LAB	1,479
Burchell, Keith	LAB	1,418
Lawrence, Robert H.	LAB	1,334
Best, Jody L	CON	591
Lennon, Paul	CON	591
Bolasco, Stewart	CON	514
Patel, Jaydeep K.	LD	369
Bartrick, Susan M.	LD	294
Lippiatt, Graham J.	LD	224

Wealdstone

No change

Harrow East		
Harrison, Cyril B.	LAB	1,562
Swaine, Ann L.	LAB	1,439
Shannon, Robert W.F.	LAB	1,421
Stanley, Paul L.R.	CON	389
Taylor, Norman F	LD	342
Zeid, Eleanor J.	CON	335
Fletcher, Peter A.	LD	249
Taylor, Rosamund J.	CON	223
Garraway, Kenneth E	LD	197
Taj, Mohammed	IND	62

Wemborough

1 CON gain from LD

Harrow East		
Diamond, Anne D.	LD	1,124
Cox, Laurence J.	LD	1,113
Ashton, David J.	CON	988
Ramsaran, Ranjit	LD	863
Aminossehe, Sherin	CON	842
Nelson-Tomsen, Keith D.	CON	840
Gray, Colin J	LAB	661
Blann, Alan G.	LAB	642
Ismail, Nizam A.	LAB	592

By-elections

Harrow Weald

No change

13 July 1995

Pinkus, Robert L.	LD	1,444
Crouch, Colin S.	LAB	719
Brown, Thomas G.	CON	562

Resignation of Williams, Brian G.I. (LD)

Headstone South

No change

16 February 1995

Thomas, Clifford S.	LD	1,282
Foulds, Archie T.	LAB	1,009
Rennie, John B.	CON	268
Edey, Roy	IND	36
Manton, Colin R.P.	IND	31

Resignation of Wiseman, Derek R. (LD)

Ridgeway

No change

11 January 1996

Smith, Adrien P.	LD	1,071
Harsant, Leonard G.C.	CON	808
Gate, Brian E.	LAB	682

Resignation of Murphy, Norah B. (LD)

Ridgeway

LAB gain from LD

11 September 1997

Gate, Brian E.	LAB	827
Tiley, Edward P.	LD	694
Harsant, Leonard G.C.	CON	690
Warwick, Marjorie S.	IND	44

Resignation of Wiseman, Andrew D. (LD)

Roxeth

LAB gain from IRE

11 September 1997

Miles, Jeremy J.	LAB	1,045
Cox, Charles E.M.	IRE	1,024
Kaiseriman, Mohammad A.	CON	165

Death of Hamlin, Alan W. (IRE)

Stanmore South

No change

9 October 1997

Burchell, Keith	LAB	1,476
Venour, Henry S.	CON	360
Patel, Jaydeep K.	LD	295
Gilbert, Jack	SLAB	112

Resignation of McNulty, Tony J. (LAB)

Wealdstone

No change

17 July 1997

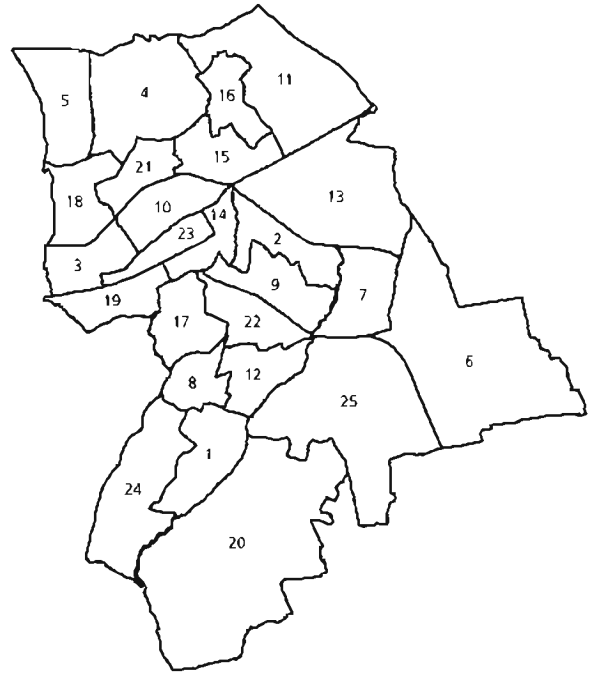
Harrison, Cyril B.	LAB	1,036
Zeid, Jeremy S.	CON	335
Sheinwald, Stanley	LD	229
Edler, David P.P.	GRE	54

Resignation of Thomas, Gareth R. (LAB)

Havering

Labour minority administration

1	Airfield	14	Heath Park
2	Ardleigh Green	15	Heaton
3	Brooklands	16	Hilldene
4	Chase Cross	17	Hylands
5	Collier Row	18	Mawney
6	Cranham East	19	Oldchurch
7	Cranham West	20	Rainham
8	Elm Park	21	Rise Park
9	Emerson Park	22	St Andrew's
10	Gidea Park	23	St Edward's
11	Gooshays	24	South Hornchurch
12	Hacton	25	Upminster
13	Harold Wood		



State of the parties, 1964-98

	CON	LAB	LD	other	total
7.5.98	14	29	3	17	63
5.5.94	11	31	4	17	63
3.5.90	19	25	6	13	63
8.5.86	28	20	5	10	63
6.5.82	37	12	5	9	63
4.5.78	38	12	-	13	63
4.5.74	20	26	-	9	55
13.5.71	13	30	-	12	55
9.5.68	35	7	-	13	55
7.5.64	16	27	-	12	55

% share of the poll, 1964-98

	% poll	CON	LAB	LD	other
7.5.98	34.3	28.7	35.5	5.7	30.1
5.5.94	45.9	27.4	42.0	11.6	19.0
3.5.90	49.1	36.0	39.6	7.2	17.2
8.5.86	43.3	36.0	29.6	20.5	13.9
6.5.82	44.4	44.2	22.1	21.0	12.7
4.5.78	43.4	47.4	34.1	1.8	16.7
4.5.74	38.7	37.9	33.2	9.7	19.2
13.5.71	42.3	32.5	47.1	1.4	19.0
9.5.68	40.8	54.5	22.6	3.2	19.6
7.5.64	40.9	30.4	42.8	7.2	19.7

Changes 1994-98

	CON	LAB	LD	other	total
Old council 98	12	27	2	21	62
Vacancies	-	1	-	-	1
By-elections	-	-	-	-	-
Allegiance changes	+1	-3	-2	+4	-
New council 94	11	31	4	17	63

General statistics

		Havering	London
May 1998	Electorate	177,509	5,010,999
May 1994	Electorate	177,754	4,872,088
Mid 1998 (LRC)	Resident population aged 18 and over	180,800	5,443,900
Mid 1994 (ONS)	Resident population aged 18 and over	180,700	5,409,200
May 1998	% unemployed	3.0	6.7
May 1994	% unemployed	7.9	12.9
April 1998	Band 'D' council tax	£724	£687
April 1994	Band 'D' council tax	£495	£534

% share of the poll

	Date	%poll	CON	LAB	LD	RES	others
							TW
Airfield	7.5.98	28.4	18.5	44.3	-	26.0	11.2
	5.5.94	43.3	20.5	63.0	12.0	-	4.5
Ardleigh Green	7.5.98	35.1	40.0	25.9	6.4	27.6	
	5.5.94	45.6	39.5	28.3	32.2		
Brooklands	7.5.98	30.1	22.2	44.6	7.8	25.4	
	5.5.94	49.7	34.2	54.0	-	11.8	
Chase Cross	7.5.98	47.2	81.0	19.0	-		
	5.5.94	52.5	61.0	39.0	-		
Collier Row	7.5.98	33.0	51.6	48.4	-		
	5.5.94	45.3	36.8	63.2	-		
Cranham East	7.5.98	42.7	9.3	18.2	3.3	69.2	
	5.5.94	50.8	13.7	22.8	-	63.5	
Cranham West	7.5.98	49.2	9.2	12.2	0.9	77.6	
	5.5.94	55.3	16.2	13.3	-	70.5	
							TW
Elm Park	7.5.98	35.9	31.9	50.2	-	17.9	
	5.5.94	49.2	23.4	47.5	12.0	17.1	
							RES
Emerson Park	7.5.98	33.8	43.2	23.8	7.8	25.2	
	5.5.94	44.2	51.3	26.6	22.1		
Gidea Park	7.5.98	41.9	38.3	17.3	-	44.4	
	5.5.94	48.2	37.9	21.2	-	40.9	
Gooshays	7.5.98	25.9	17.2	58.1	9.0	15.6	
	5.5.94	42.7	19.4	68.6	12.0		
Hacton	7.5.98	34.8	17.7	29.1	-	53.2	
	5.5.94	51.9	16.1	35.6	-	48.2	
Harold Wood	7.5.98	37.8	22.0	34.2	32.0	11.8	
	5.5.94	47.7	27.1	31.7	41.2		
Heath Park	7.5.98	35.1	57.1	31.0	11.9		
	5.5.94	43.4	47.2	32.3	20.5		
Heaton	7.5.98	24.7	19.0	62.1	-	18.9	
	5.5.94	36.4	19.6	68.7	11.7		
Hilldene	7.5.98	27.3	26.8	73.2	-		
	5.5.94	42.5	18.5	71.3	10.2		
							IND
Hylands	7.5.98	30.9	38.4	50.6	10.9		
	5.5.94	44.1	27.5	48.7	12.3	11.6	
							GRE
Mawney	7.5.98	30.6	42.9	57.1	-		
	5.5.94	44.6	32.6	47.1	12.9	7.4	
Oldchurch	7.5.98	29.0	16.3	33.4	50.3		
	5.5.94	35.2	31.7	68.3	-		
							RES
Rainham	7.5.98	30.7	14.3	54.3	-	31.4	
	5.5.94	40.0	-	65.3	34.7		
Rise Park	7.5.98	38.2	44.9	22.6	-	32.5	
	5.5.94	47.4	42.9	38.7	18.4		
St Andrew's	7.5.98	35.5	23.1	31.2	-	45.8	
	5.5.94	46.8	32.4	41.7	-	25.9	

	Date	%poll	CON	LAB	LD	RES	others
St Edward's	7.5.98	36.8	29.8	24.1	23.5	22.6	
	5.5.94	46.6	35.4	28.5	36.1		
South Hornchurch	7.5.98	28.9	15.0	40.2	-	44.8	
	5.5.94	44.2	9.5	35.6	-	54.9	
Upminster	7.5.98	44.7	9.6	11.6	-	78.9	
	5.5.94	54.9	19.8	11.9	-	68.4	

Results

Airfield

Airfield			No change
<u>Hornchurch</u>			
Emmett, Raymond F.	LAB	1,172	
Purnell, Christopher W.	LAB	1,093	
Norwin, Benjamin B.	LAB	991	
Gray, Dorothy F.A.	REA	636	
Carter, John E.	CON	482	
Morris, Charles T	CON	454	
Hughes, Nicholas J	CON	424	
Trueman, Jeannie	TW	273	

Ardleigh Green

Ardleigh Green			No change
<u>Romford</u>			
Cahill, Edward	CON	867	
Gadd, Mark R.	CON	779	
Donovan, Keith L.	IRE	605	
Fisher, Janet A.	LAB	555	
Arnold, Richard J.	IRE	533	
Harding, David G.	LAB	512	
Spence, Peter B	LD	145	
Tegg, Helen J.	LD	120	

Brooklands

Brooklands			No change
<u>Romford</u>			
Mahon, Eamonn M.	LAB	750	
Stafford, Jeffery G.	LAB	663	
Fancourt, Charles M	REA	406	
Burnie, Carole A.	REA	398	
Tebbutt, Henry A. (Jnr)	CON	398	
Hayhow, David J.J	CON	305	
Davies, Peter C	LD	126	
Deeks, John F.	LD	121	

Chase Cross

Chase Cross			No change
<u>Romford</u>			
Rosindell, Andrew R.	CON	2,067	
Tebbutt, Henry A. (Snr)	CON	1,730	
Stygal, Paul F.	LAB	462	
Symes, Frederick T.	LAB	427	

Collier Row

Collier Row			2 CON gains from LAB
<u>Romford</u>			
Curtin, Andrew S.	CON	883	
Starns, Geoffrey D.	CON	828	
Ridley, Patrick D	LAB	820	
Usukumah, Comfort O.	LAB	786	

Cranham East

Cranham East			No change
<u>Upminster</u>			
Mitchell, Jean H.	REA	1,570	
Lewis, Geoffrey	REA	1,465	
Gibbs, Anthony B.	LAB	410	
McKernan, John	LAB	390	
Lewis, Terence E	CON	251	
Scott, Christine J	CON	158	
Bowman, David R.	LD	75	
Hall, Thomas S.	LD	70	

Cranham West

Cranham West			No change
<u>Upminster</u>			
Sinclair, Louisa G.	REA	2,095	
Lewis, Joan P.	REA	1,997	
Horlock, Tom G A.	LAB	325	
Miller, Henry E.	LAB	319	
Curtin, Jean M.	CON	248	
Curtin, Patrick C	CON	239	
Thomas, Elizabeth A.R.	LD	34	
Thomas, Michael C.	LD	16	

Elm Park

Hornchurch			No change
Harris, Ray	LAB	1,640	
Hopelman, Jack	LAB	1,638	
Davis, Janet P.	LAB	1,592	
Clifford, Ronald G.	CON	1,143	
Forster, Norman R.	CON	1,054	
Lel, David	CON	896	
Williamson, Graham K.	TW	578	

Emerson Park

Upminster			No change
Gardner, Peter C.	CON	1,019	
Rochford, Paul N.	CON	981	
Scott, Maureen A.	LAB	594	
Benton, Anthony I	IRE	591	
Saunders, James	IRE	573	
Whitworth, Ronald E.	LAB	506	
Watkins, Graham J.	LD	184	
White, Garry L	LD	178	

Gidea Park

Romford			No change
Evans, Valerie A.	REA	1,010	
Wilkes, Ian H.	REA	995	
Eden, Edward G.J.	CON	896	
Whitton, Robert D	CON	837	
Bland, Francis E.	LAB	403	
Daly, John F.	LAB	379	

Gooshays

Upminster			No change
Robinson, Kevin R.	LAB	1,118	
Harrison, William G.	LAB	1,070	
Cornell, Yvonne M.J.	LAB	1,067	
Gardner, Margaret E.L.	CON	337	
Staggs, Eric J.	REA	331	
Stocker, Ian	REA	318	
Rosindell, Eileen R	CON	306	
Street, Joan B.	REA	226	
Coles, Geoffrey J.	LD	185	
Martin, Rosina G.	LD	174	
Porter, John C	LD	146	

Hacton

Hornchurch			No change
Reith, Barbara	REA	1,544	
Cameron, Eileen J.	REA	1,522	
Cameron, Ivor J.	REA	1,517	
Jiggins, Susan A.	LAB	849	
Harradine, Richard P	LAB	836	
Vincent, Bryan T	LAB	823	
Ball, Sidney E.	CON	537	
Carter, Maureen M.	CON	494	
Cawthorne, Donald	CON	490	

Harold Wood

Upminster			2 LAB gains from LD
Coles, Jonathan W.A.	LD	1,079	
Eagling, Brian E.	LAB	1,061	
Wood, Caroline B.T.	LAB	1,054	
Stanton, Neil R.M.	LAB	999	
Sanderson, Ian V	LD	947	
Taffs, Keith I.	LD	888	
Bates, Edward C.	CON	693	
Brace, Malcolm T.	CON	679	
Galpin, Georgina V.	CON	637	
Brockelbank, Jeffrey C	REA	397	
Curtis, Patrick E.	REA	358	
Davin, Martin	REA	325	

Heath Park

Romford			No change
Munday, Eric A.	CON	1,270	
White, Michael J.	CON	1,212	
McCole, John	LAB	701	
Packer, Richard J.	LAB	646	
Turner, Caroline	LD	279	
Mulliner, Madge V.	LD	237	

Heaton

Upminster			No change
Clark, Ken	LAB	1,159	
Latham, Ruby M.	LAB	1,149	
O'Flynn, Denis R.	LAB	1,143	
Wilson, Richard T.	CON	392	
Davies, Winifred G	REA	361	
Evans, David E.A.	REA	357	
Eden, David J.	CON	343	
Galloway, Peter R.	REA	333	
Eden, Jeanne C.	CON	321	

Hilldene

Upminster			No change
Mills, Wilfrid C.	LAB	1,088	
Hill, David H.	LAB	1,085	
Roberts, Ann V.	LAB	1,042	
Neill, John McG.	CON	442	
Desmond, Cornelius P.	CON	372	
Everett, Andrew R.	CON	363	

Hylands

Hornchurch			No change
Shaw, Raymond J.	LAB	1,393	
Whitelock, May E.	LAB	1,371	
Wood, Michael D.	LAB	1,296	
Sinclair, Martin N	CON	1,064	
Fawcett, Anthony	CON	1,019	
Ross, John C	CON	999	
Bruck, David R.	LD	298	
Leavens, Reginald D.	LD	291	
Rabone, Albert E.	LD	287	

Mawney

Romford			No change
Craig, Pamela J.	LAB	1,389	
McCole, Sheila A.	LAB	1,316	
Kilbey, Robert S.	LAB	1,242	
Price, Derek G.	CON	1,081	
Smith, Martin G.C.	CON	1,037	
Khan, Jamsheed A.	CON	847	

Oldchurch

Romford			2 LD gains from LAB
Meyer, Nigel L.	LD	723	
Zetter, Malcolm J.	LD	679	
Gordon, Tony	LAB	523	
Rew, Tony	LAB	407	
Prince, Keith A.	CON	245	
Thompson, Frederick H V.	CON	210	

Rainham

Hornchurch			No change
Ellis, Anthony J.	LAB	1,742	
Webb, Harry A.	LAB	1,657	
Kent, Brian F.	LAB	1,569	
Brown, Malvin P.	REA	956	
Everett, Nicola D.	CON	480	
Sinclair, Coral K.E.	CON	415	
Woods, Geoffrey D.	CON	412	

Rise Park

No change

Romford

Symonds, Norman F.	CON	1,025
Webster, Joseph G.	CON	920
Shrimpton, John F	REA	706
Winter, Michael R	REA	702
Fenn, Alan	LAB	516
Macveigh, Joseph	LAB	465

St Andrew's

1 REA gain from LAB

Hornchurch

Oliver, Christopher J.	REA	1,423
Mylod, John C.	REA	1,416
Winter, Michael A.	REA	1,272
Carr, Georgina M.	LAB	960
Carr, Graham M.	LAB	948
Matthews, Terence F.	LAB	893
Orrin, Pauline V.E	CON	711
Orrin, Thomas W.	CON	703
Strauss, Richard C.	CON	657

St Edward's

1 CON gain from LD

Romford

Connelly, Raymond G.M.	CON	560
Thompson, Wendy B.	CON	526
Montgomery, George M A.	REA	447
Taylor, George T.	LAB	445
Mulliner, Eden L.	LD	436
Warren, Caroline S.	LAB	435
Williams, David C.	LD	421
Wilkes, Pamela E.	REA	378

South Hornchurch

1 LAB gain from REA

Hornchurch

Long, Leonard F.	REA	1,134
Whitney, Reginald	REA	1,012
Binding, Thomas J.	LAB	964
Clark, Wendy E.	REA	951
Reid, Leslie R.	LAB	927
Burn, David C.	LAB	892
Bull, Dennis R	CON	391
Gower, Guy A.	CON	331
Cotter, Iris A.	CON	317

Upminster

No change

Uppminster

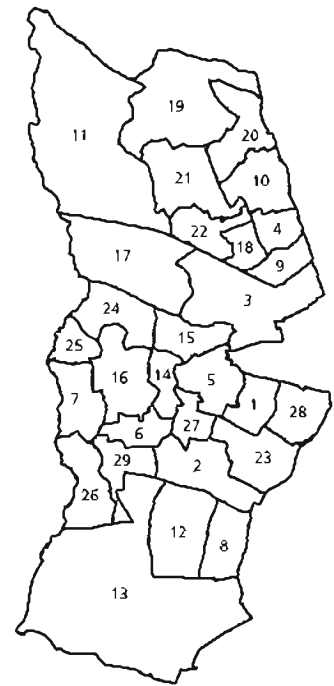
Hawthorn, Linda R.	REA	3,012
Ware, Owen H.I.	REA	2,935
Mylod, Muriel P.	REA	2,902
Brown, Patricia M.	LAB	480
Scott, David G.	LAB	412
Martins, Renato T.	LAB	405
Jones, Patricia A.	CON	372
Roberts, Carol	CON	344

No by-elections in Haverling

Hillingdon

Conservative minority administration

1 Barnhill	16 Hillingdon West
2 Botwell	17 Ickenham
3 Bourne	18 Manor
4 Cavendish	19 Northwood
5 Charville	20 Northwood Hills
6 Colham	21 Ruislip
7 Cowley	22 St Martins
8 Crane	23 Townfield
9 Deansfield	24 Uxbridge North
10 Eastcote	25 Uxbridge South
11 Harefield	26 West Drayton
12 Harlington	27 Wood End
13 Heathrow	28 Yeading
14 Hillingdon East	29 Yiewsley
15 Hillingdon North	



State of the parties, 1964-98

	CON	LAB	LD	other	total
7.5.98	34	31	4	-	69
5.5.94	25	43	-	1	69
3.5.90	35	34	-	-	69
8.5.86	28	34	7	-	69
6.5.82	57	10	2	-	69
4.5.78	55	14	-	-	69
4.5.74	28	32	-	-	60
13.5.71	24	36	-	-	60
9.5.68	60	-	-	-	60
7.5.64	24	36	-	-	60

% share of the poll, 1964-98

	% poll	CON	LAB	LD	other
7.5.98	34.9	45.9	37.9	14.3	2.0
5.5.94	51.1	39.7	44.1	14.5	1.7
3.5.90	52.9	48.1	36.7	11.7	3.5
8.5.86	48.1	42.9	33.9	22.2	1.0
6.5.82	48.9	52.7	23.2	24.0	0.1
4.5.78	54.9	64.0	30.1	4.3	1.6
4.5.74	43.9	51.7	38.9	8.2	1.2
13.5.71	44.3	45.7	51.7	2.3	0.3
9.5.68	44.6	67.7	25.9	5.8	0.6
7.5.64	43.4	43.2	48.7	6.8	1.4

Changes 1994-98

	CON	LAB	LD	other	total
Old council 98	25	40	-	3	68
Vacancies	-	1	-	-	1
By-elections	-	-	-	-	-
Allegiance changes	-	-2	-	+2	-
New council 94	25	43	-	1	69

General statistics

		Havering	London
May 1998	Electorate	177,334	5,010,999
May 1994	Electorate	172,926	4,872,088
Mid 1998 (LRC)	Resident population aged 18 and over	190,000	5,443,900
Mid 1994 (ONS)	Resident population aged 18 and over	188,800	5,409,200
May 1998	% unemployed	3.0	6.7
May 1994	% unemployed	7.3	12.9
April 1998	Band 'D' council tax	£704	£687
April 1994	Band 'D' council tax	£546	£534

% share of the poll

	Date	%poll	CON	LAB	LD	MLAB	others
Barnhill <i>by-election</i>	7.5.98	28.4	25.8	74.2	-		
	13.6.96	36.4	15.6	73.5	5.9	5.0	
	5.5.94	46.9	26.4	73.6	-		
Botwell	7.5.98	29.5	27.4	72.6	-		
	5.5.94	48.2	27.7	72.3	-		
Bourne	7.5.98	39.0	45.2	44.2	10.6		
	5.5.94	52.7	40.1	46.4	13.5		
Cavendish	7.5.98	49.4	34.1	13.0	52.8		
	5.5.94	57.8	44.2	20.9	34.8		
Charville	7.5.98	31.9	37.9	47.4	10.2	BNP 4.5	
	5.5.94	53.1	34.2	53.7	12.1		
Colham	7.5.98	26.9	39.5	47.3	13.2		
	5.5.94	48.8	30.3	52.6	17.1		
Cowley	7.5.98	34.9	46.0	40.9	13.1		
	5.5.94	49.8	34.5	48.9	16.6		
Crane <i>by-election</i>	7.5.98	30.2	28.7	71.3	-	MLAB	
	19.10.95	36.8	19.2	66.5	6.8	7.5	
	5.5.94	48.0	27.4	72.6	-		
Deansfield	7.5.98	43.5	48.9	32.3	18.8		
	5.5.94	56.6	46.7	53.3	-		
Eastcote	7.5.98	39.5	63.2	20.4	16.3		
	5.5.94	51.2	58.7	20.2	21.1		
Harefield	7.5.98	36.7	46.2	41.9	11.9		
	5.5.94	53.8	36.0	54.5	9.5		
Harlington	7.5.98	30.0	27.8	53.2	14.7	IND 4.3	
	5.5.94	50.4	22.7	51.2	26.2		
Heathrow <i>by-election</i>	7.5.98	29.1	31.7	56.9	11.5	BNP	
	6.11.97	21.2	27.1	64.9	8.0		
	5.5.94	49.6	30.9	61.2	-	7.8	
Hillingdon East	7.5.98	31.1	36.1	41.8	12.1	ILAB	SP 10.0
	5.5.94	54.9	22.7	26.7	13.6	37.0	
Hillingdon North	7.5.98	38.9	25.9	33.2	40.9		
	5.5.94	62.0	23.0	41.1	35.8		
Hillingdon West	7.5.98	26.7	57.2	28.8	13.9		
	5.5.94	42.1	43.9	39.1	17.0		
Ickenham	7.5.98	44.7	67.5	20.9	11.6		
	5.5.94	55.3	59.4	21.8	18.9		
Manor	7.5.98	37.0	53.9	28.4	17.7		
	5.5.94	53.8	46.4	29.1	24.5		
Northwood	7.5.98	32.6	69.0	17.3	13.7		
	5.5.94	44.7	66.7	14.6	18.7		
Northwood Hills	7.5.98	32.3	55.2	27.8	17.0		
	5.5.94	49.2	51.9	28.7	19.4		
Ruislip	7.5.98	39.7	63.8	21.2	15.1		
	5.5.94	53.1	53.4	20.5	26.1		

	Date	%poll	CON	LAB	LD	others
St Martins	7.5.98	41.3	54.7	21.4	13.9	IND
	5.5.94	52.6	53.9	29.7	16.4	10.0
Townfield	7.5.98	33.2	26.3	61.5	-	12.2
	5.5.94	50.4	30.7	69.3	-	
Uxbridge North	7.5.98	46.5	61.9	20.2	17.8	
	5.5.94	53.9	52.5	26.4	21.1	
Uxbridge South	7.5.98	35.2	47.9	52.1	-	
	5.5.94	50.6	25.5	61.1	13.4	
West Drayton	7.5.98	37.8	57.0	28.5	14.4	
	5.5.94	52.3	38.2	46.6	15.3	
Wood End	7.5.98	32.2	32.0	55.2	12.8	
	5.5.94	51.1	25.9	61.2	12.9	
Yeading	7.5.98	26.7	29.5	57.8	-	SP
	5.5.94	47.4	35.1	64.9	-	12.7
Yiewsley	7.5.98	31.3	45.6	42.0	12.5	
	5.5.94	47.5	34.6	65.4	-	

Results

Barnhill

Hayes and Harlington

Major, John R.	LAB	1,419	No change
Bliss, Lindsay	LAB	1,360	
Way, Anthony F.	LAB	1,286	
Barker, Nigel R.	CON	485	
Preston, Arthur J.	CON	478	
Benson, David S.	CON	451	

Botwell

Hayes and Harlington

Allen, Linda J.	LAB	1,012	No change
Freeman, Timothy J.	LAB	970	
Bavington, Paul J.	CON	397	
Taylor, Robert G.	CON	352	

Bourne

1 CON gain from LAB

Ruislip-Northwood

Harper-O'Neill, Shirley A.	CON	895
Morse, John V.	LAB	893
Lackner, Thomas M.	CON	858
Rawana, Sabelo	LAB	820
Jacobs, Margaret B.	LD	215
Peach, Andrew W.	LD	194

Cavendish

2 LD gains from CON

Ruislip-Northwood

Carey, Stephen J.	LD	1,426
Campbell, Janet R.	LD	1,406
Morris, Keith A.	CON	933
Iggulden, Conn F.	CON	897
Grant, Jayne C.	LAB	351
Gilbert, Alan K.	LAB	346

Charville

No change

Hayes and Harlington

Craxton, Michael C.	LAB	1,158
Harris, Edward A.J.	LAB	1,110
Ouseley, Stuart J.	LAB	1,028
Cooke, Kathleen	CON	946
O'Connor, Mary A.	CON	876
van Laer, Emile R.C.	CON	812
Dollimore, Peter J.	LD	265
Thomas, Sheila M.	LD	227
Toms, Leonard C.	LD	214
Bringlow, Mark	BNP	105

Colham

No change

Uxbridge

Morrison, Archibald A.	LAB	624
Khursheed, Mohammed	LAB	567
Robins, Peter W.	CON	517
Routledge, Janet M.	CON	478
Price, Florence A.	LD	171
Price, John M.	LD	162

Cowley

2 CON gains from LAB

Uxbridge

Courtenay, Geoffrey D.	CON	1,245
Simmonds, David T.	CON	1,132
Marshall, Roderick P.	LAB	1,056
Maguire, Peter	LAB	952
Osborne, Peter K	LAB	933
Singh, Sarabjit	CON	928
Filgate, Brian F.	LD	320
Sims, Andrew N.	LD	307

Crane

No change

Hayes and Harlington.

Oswell, John L.	LAB	1,044
Pattenden, Clifford D.	LAB	958
Baxter, Derek D	CON	436
Robertson, Cynthia	CON	368

Deansfield

2 CON gains from LAB

Ruislip-Northwood

O'Neill, James J.	CON	1,131
Stone, Solveig	CON	1,079
Mitchell, Ian K.C.	LAB	736
Sharkey, Phyllis C	LAB	722
Cox, Michael	LD	471
Lakha, Amirali G.	LD	376

Eastcote

No change

Ruislip-Northwood

Dann, Catherine S.	CON	1,980
Horn, Graham E.M.	CON	1,911
Payne, David W.	CON	1,892
Roberts, Michael J.S	LAB	628
Matthews, Graeme S	LAB	623
Scott, Anthony D H.	LAB	616
Marshall, David J.	LD	546
Underwood, Garth L.	LD	484
Winterbotham, Melanie M	LD	464

Harefield

2 CON gains from LAB

Ruislip-Northwood

Jenkins, Sandra	CON	899
Mutton, Caroline E.	CON	839
Crawley, Pauline D.	LAB	838
Burles, Anthony	LAB	740
Jelfs, Elizabeth V.	LD	239
Jelfs, James A.	LD	207

Harlington

No change

Hayes and Harlington

Neighbour, Brian T.	LAB	1,247
Tomlin, Graham R.	LAB	1,163
Way, Marion	LAB	1,154
Howell, Marion	CON	640
Fitzpatrick, Matthew J	CON	625
Newman, Phillip	CON	597
Little, Anthony J.	LD	538
Grange, Barbara M.	LD	239
Taylor, Tracy R	LD	205
Lewis, Robert W.	IND	97

Heathrow

No change

Hayes and Harlington

Stocker, Catherine	LAB	920
Usher, Michael S.	LAB	864
O'Connor, Phillip M.	CON	513
Sherry, Neil V.A.	CON	480
Nielsen, Carl J.	LD	204
Gunn, Stuart	LD	156

Hillingdon East

1 LAB gain from ILAB

Uxbridge

Horne, David J.	LAB	691
McIntosh, Iain J.	LAB	689
Gibson, Michael J.	CON	618
Taylor, Ian C.	CON	571
Monk, Audrey P.	LD	217
Vernazza, Jennifer	LD	182
Leonard, Julia A.	SP	165

Hillingdon North

2 LD gains from LAB

Uxbridge

Rhodes, Jill	LD	942
Vernazza, Andrew	LD	919
Bebbington, John	LAB	764
Lonsdale, John G.	LAB	745
Giddings, Colin W.	CON	605
Crease, Jane R.	CON	572

Hillingdon West

Uxbridge		No change
Barrett, Josephine	CON	1,131
Robins, Valerie C.	CON	1,099
Langley, Alfred G.	CON	1,086
Barker, Paul D.	LAB	600
Hill, Jonathan R	LAB	536
McWhinnie, Sean L.W	LAB	536
Holland, Eileen	LD	288
Bennett, Tony C.	LD	277
Filgate, Patrick F	LD	243

Ickenham

Uxbridge		No change
Griffith, Jacqueline	CON	2,626
Barnes, Richard M.	CON	2,588
Puddifoot, Raymond J.	CON	2,576
Buckingham, John	LAB	847
Buckingham, Linda A	LAB	809
Needham, Deborah A	LAB	752
Cooke, Montague B.H.	LD	475
Rudin, Alison M.	LD	440
Roberts, Shani A.	LD	429

Manor

Ruislip-Northwood		No change
Yarrow, David A.	CON	1,158
Miraj, Mohammad A.	CON	1,023
Nunn, Robert P.M.	LAB	587
McDonald, Peter L	LAB	563
Mathen, Kim M	LD	379
Scott, Norma C.	LD	338

Northwood

Ruislip-Northwood		No change
Benson, Robert C.	CON	1,707
Seaman-Digby, Scott M.	CON	1,621
Kanjee, Albert	CON	1,572
Blundell, Dorothy J	LAB	462
Greenall, Gilbert	LAB	388
Daniel, Joseph I.	LAB	382
Baker, Keith W	LD	363
Woodnutt, Jane F	LD	329
Marshall, Shelagh A.	LD	282

Northwood Hills

Ruislip-Northwood		No change
Bishop, David A.	CON	1,357
Bianco, Jonathan P.S.	CON	1,318
Retter, Andrew J.	CON	1,316
Allan, Ruth	LAB	770
Hull, Susan A	LAB	625
McDonald, Margaret T.	LAB	618
Scott, Henry G	LD	440
Grange, Gerard G.	LD	405
Parsonage, Neville G.	LD	381

Ruislip

Ruislip-Northwood		No change
Kilbey, Michael	CON	1,426
Lancaster, Maurice	CON	1,340
Barton, Clifford C.	LAB	467
Herriott, David R.	LAB	451
Wilson, Alexander J.	LD	335
Croce, Franci P.R	LD	319

St Martins

Ruislip-Northwood		No change
Corthorne, Philip N.	CON	1,409
Mills, Douglas S.	CON	1,279
Howard, Alan H.	LAB	548
Richards, Trevor A T.	LAB	505
Leighter, Hilary F.	LD	342
Bonner, Richard A.	LD	340
Payton, John R.	IND	246

Townfield

Hayes and Harlington		No change
Hill, Roy	LAB	1,697
Chand, Dalip	LAB	1,676
Smith, Jeanne M.	LAB	1,664
Anderson, Sandra J.	CON	789
Kirby, Michael J	CON	750
Ahmad, Imtiaz	CON	619
Farooqi, Hamid A.	IND	333

Uxbridge North

Uxbridge		No change
Cooper, George E.	CON	1,229
Heywood, Michael J.	CON	1,118
Dell, Doreen	LAB	453
Gill, Rosemary	LD	338
Khan, Sameena	LAB	314

Uxbridge South

No change

Uxbridge		
Jonas, James A.	LAB	729
O'Shea, Anne	LAB	689
Hare, David A.	CON	659
Routledge, David W	CON	644

West Drayton 2 CON gains from LAB

Uxbridge		
Banks, Ann F.	CON	1,271
Patel, Dipak K.M.	CON	1,172
Farrow, Leigh R.	LAB	668
Rator, Ashok K.	LAB	554
Hooker, Kay	LD	309

Wood End No change

Hayes and Harlington		
Gardner, Janet E.	LAB	916
Ryerson, Peter M.	LAB	839
Tyrrell, Albert J.	CON	519
Kelly, Sian L.	CON	500
Bell, Beryl D	LD	203

Hayes and Harlington		
Allam, David R.	LAB	1,191
Dhanda, Parmjit S.	LAB	1,043
Dhillon, Mahan S.	LAB	984
Howell, Bruce	CON	573
Tebbay, Andrew P.	CON	545
Anwar Bamber, Mohammad	CON	523
Ellery, Lee R	SP	235

Yiewsley 2 CON gains from LAB

Uxbridge		
Banks, Daniel A.	CON	715
Chester, Mark J.	CON	713
Harmsworth, Paul K.	LAB	694
Nunn-Price, Norman H.	LAB	621
Gee, Christopher	LD	205
Wainwright, Margaret G.V	LD	186

Yeading No change

By-elections

Barnhill No change

13 June 1996		
Major, John R.	LAB	1,773
Tebbay, Andrew P.	CON	376
Vernazza, Andrew	LD	143
King, Sarah E.	MLAB	120
Resignation of Sharma, Gulab S. (LAB)		

Heathrow No change

6 November 1997		
Usher, Michael S.	LAB	770
O'Connor, Mary A.	CON	322
Dollimore, Peter J.	LD	95
Death of Kordun, Philip (LAB)		

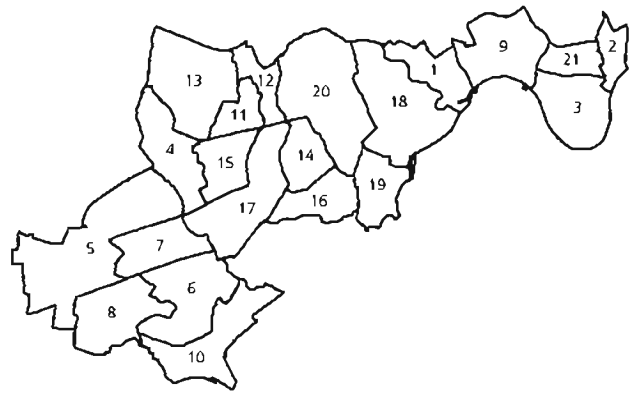
Crane No change

19 October 1995		
Oswell, John L.	LAB	1,179
Baxter, Derek D.	CON	341
Marsdon, Derek J.	MLAB	132
Dollimore, Peter J.	LD	121
Death of Mullen, Christopher J. (LAB)		

Hounslow

Labour administration

- | | |
|-----------------------|---------------------|
| 1 Brentford Clifden | 12 Heston East |
| 2 Chiswick Homefields | 13 Heston West |
| 3 Chiswick Riverside | 14 Hounslow Central |
| 4 Cranford | 15 Hounslow Heath |
| 5 East Bedfont | 16 Hounslow South |
| 6 Feltham Central | 17 Hounslow West |
| 7 Feltham North | 18 Isleworth North |
| 8 Feltham South | 19 Isleworth South |
| 9 Gunnersbury | 20 Spring Grove |
| 10 Hanworth | 21 Turnham Green |
| 11 Heston Central | |



State of the parties, 1964-98

	CON	LAB	LD	other	total
7.5.98	11	44	4	1	60
5.5.94	6	49	5	-	60
3.5.90	15	44	1	-	60
8.5.86	17	40	3	-	60
6.5.82	27	33	-	-	60
4.5.78	24	36	-	-	60
4.5.74	23	37	-	-	60
13.5.71	13	47	-	-	60
9.5.68	53	7	-	-	60
7.5.64	12	48	-	-	60

% share of the poll, 1964-98

	% poll	CON	LAB	LD	other
7.5.98	32.4	27.6	48.5	14.2	9.8
5.5.94	44.9	27.8	53.1	16.6	2.5
3.5.90	48.9	35.6	45.7	9.0	9.6
8.5.86	46.8	35.0	43.2	20.7	1.0
6.5.82	46.4	43.2	37.8	18.1	0.9
4.5.78	48.5	47.8	48.2	2.2	1.9
4.5.74	38.9	43.5	48.7	4.2	3.6
13.5.71	45.3	39.4	58.2	0.0	2.4
9.5.68	45.2	58.8	37.7	3.1	0.4
7.5.64	46.7	38.7	51.9	9.3	0.2

Changes 1994-98

	CON	LAB	LD	other	total
Old council 98	6	49	4	-	59
Vacancies	-	1	-	-	1
By-elections	-	+1	-1	-	-
Allegiance changes	-	-	-	-	-
New council 94	6	49	5	-	60

General statistics

		Hounslow	London
May 1998	Electorate	155,583	5,010,999
May 1994	Electorate	148,969	4,872,088
Mid 1998 (LRC)	Resident population aged 18 and over	158,900	5,443,900
Mid 1994 (ONS)	Resident population aged 18 and over	155,200	5,409,200
May 1998	% unemployed	4.0	6.7
May 1994	% unemployed	9.7	12.9
April 1998	Band 'D' council tax	£730	£687
April 1994	Band 'D' council tax	£588	£534

% share of the poll

	Date	%poll	CON	LAB	LD	others	
Brentford Clifden	7.5.98	37.4	23.4	52.6	9.8	GRE	
	5.5.94	47.8	23.4	50.5	13.9	14.3 12.3	
Chiswick Homefields	7.5.98	39.2	44.3	38.5	17.2		
	5.5.94	45.4	41.3	39.8	18.9		
Chiswick Riverside	7.5.98	43.0	37.9	29.0	33.2		
	5.5.94	54.3	38.2	31.9	29.9		
Cranford	7.5.98	31.3	25.2	74.8	-		
	5.5.94	42.6	33.6	66.4	-		
East Bedfont	7.5.98	26.8	19.5	38.8	24.4	RES	
	5.5.94	39.0	26.5	51.0	22.5	17.3	
Feltham Central	7.5.98	28.2	20.6	47.2	16.3	16.0	
	5.5.94	40.4	25.5	54.9	19.5		
Feltham North	7.5.98	25.3	18.7	46.4	14.4	20.4	
	5.5.94	41.2	24.3	61.0	14.7		
Feltham South	7.5.98	29.4	16.3	45.6	38.1		
	5.5.94	43.2	12.3	44.0	43.7		
Gunnersbury	7.5.98	30.8	27.4	59.1	13.6		
	5.5.94	44.6	27.1	58.7	14.2		
Hanworth <i>by-election</i>	7.5.98	28.8	10.0	32.8	57.2	BNP	GRE
	31.8.95	38.8	7.8	49.1	37.0	4.4	1.7
	5.5.94	44.5	10.4	36.7	49.3	-	3.7
Heston Central	7.5.98	32.2	33.7	61.2	-	RES	
	5.5.94	49.0	34.3	65.7	-	5.1	
Heston East	7.5.98	32.3	32.9	67.1	-	BNP	
	5.5.94	51.2	32.5	59.3	-	8.2	
Heston West	7.5.98	30.8	23.5	58.0	-	RES	
	5.5.94	44.5	28.8	71.2	-	18.4	
Hounslow Central	7.5.98	34.2	18.4	54.4	11.2	RES	ILAB
	5.5.94	46.2	21.7	59.1	12.5	-	6.6
Hounslow Heath	7.5.98	30.1	19.4	59.3	-	21.3	
	5.5.94	42.9	23.3	76.7	-		
Hounslow South	7.5.98	41.6	39.2	45.7	15.1		
	5.5.94	49.2	32.7	51.0	16.2		
Hounslow West	7.5.98	26.0	27.1	55.6	-	17.3	
	5.5.94	40.3	23.7	64.5	11.8		
Isleworth North <i>by-election</i>	7.5.98	32.0	23.0	50.2	11.5	IND	IC
	17.7.97	25.3	27.5	46.6	19.5	-	15.3
	5.5.94	48.9	24.2	56.4	13.0	6.5	6.5
Isleworth South	7.5.98	31.8	13.9	41.8	10.3	-	34.0
	5.5.94	45.2	15.1	41.3	26.5	-	17.1
Spring Grove	7.5.98	36.4	42.8	39.4	11.9	-	6.0
	5.5.94	43.4	42.9	36.9	20.1		
Turnham Green	7.5.98	37.9	49.1	39.3	11.6		
	5.5.94	46.4	40.2	43.8	16.0		

Results**Brentford Clifden**

Brentford and Isleworth

No change

Cadbury, Ruth	LAB	1,283
Carman, Michael N.	LAB	1,190
Lamey, Valerie	LAB	1,086
Ford, Colin N.	CON	562
Barwood, Felicity A.	CON	525
Bradley, John W	GRE	506
Wallis, Spencer R.	CON	495
Hughes, Peter L.	GRE	235
Broom, Moira L	LD	233
Smith, Stephen P	GRE	228
Merson, Betty W.	LD	227
Sale, Zoe A.	LD	202

Chiswick Homefields

Brentford and Isleworth

No change

Atkins, Norah M.	CON	927
Sterne, Patricia M.	LAB	869
Jason, Alma D.	CON	853
Malhotra, Seema	LAB	680
Hopkins, Delphine	LD	371
Thomas, Julie V.	LD	321

Chiswick Riverside

Brentford and Isleworth

No change

Langton, Josephine C.F.	CON	1,219
Lynch, Paul K.J.	CON	1,154
Kinghorn, Robert R.F.	CON	1,125
Rustad, Paul R.	LD	1,071
Steed, Andrew T.	LD	1,055
Yates, Valerie	LAB	955
Giles, Raymond B	LD	935
Martinus, Derek	LAB	867
Arnold, John A.	LAB	851

Cranford

Feltham and Heston

No change

Dhillon, Jagir S.	LAB	1,495
Dhaliwal, Sukhbir S.	LAB	1,483
Kanwal, Harbans S.	LAB	1,426
Daniels, Henry F	CON	604
Bukhari, Syed I.A.	CON	445
Bukhari, Nusrat R.	CON	434

East Bedfont

Feltham and Heston

No change

Hughes, David M.	LAB	983
Price, Brian W.	LAB	926
Sandhu, Devinder	LAB	862
Hills, Diana	LD	619
Howliston, John	LD	588
Daly, James	LD	538
Ellis, Norman H.	CON	507
Page, Patricia E.	CON	472
Townsend, Mary E.	CON	413
Lobo, Julius	IRE	411

Feltham Central

Feltham and Heston

No change

Driscoll, Colin J.	LAB	1,129
Ellar, Colin	LAB	981
Brar, Kamikar S.	LAB	944
Bolding, John P	CON	482
Lee, Mary T.	CON	429
Murphy, Patricia	LD	428
Lee, Danny	CON	420
Quinn, John A.	LD	395
Healey, David P	IRE	345
Rahman, Mohammad A.	LD	233

Feltham North

Feltham and Heston

No change

Hunt, Michael J.	LAB	1,063
Walmsley, Stuart	LAB	1,060
Chatt, John W.	LAB	1,036
Wilson, Allan	CON	544
Green, Brian	IRE	463
Pugsley, Gregory	CON	412
Howliston, William F.	LD	401
Imam, Hasan A.	CON	316
Penning, Colin	LD	292
West, Anthony	LD	289

Feltham South

Feltham and Heston

1 LAB gain from LD

Ham, Herbert R.	LAB	956
Bawn, Leslie	LAB	843
Murphy, John	LD	711
Darley, Andrew S.	LD	706
Jariwala, Popatlal S.	LAB	696
Mallon, Ann-Marie	LD	669
Pitt, Peter S.	CON	330
Cullinane, Sandra	CON	294
Le Bosquet, Jonathan C.	CON	269

Gunnersbury

Brentford and Isleworth

		No change
Collins, Melvin B.	LAB	1,301
Hopkins, David J.	LAB	1,257
Nathan, Peter D.	LAB	1,208
Baldwin, Peter K.	CON	617
Langton, Raymond A	CON	566
Rowntree, Alfred J.M.	CON	563
Hunter, Ian M.C.	LD	315
Mann, Ian H.	LD	282
Thompson, Andrew M G	LD	267

Hanworth

1 LD gain from LAB

Eeltham and Heston

Fincher, Raymond	LD	1,098
Morgan-Watts, Andrew	LD	1,049
Hills, Peter R.	LD	956
Imrie, Caroline A.	LAB	641
Sibley, Thomas	LAB	598
Vaught, Peta V.	LAB	541
Brown, Michael A.	CON	210
Hopkins, Eleanor C.	CON	174
Hopkins, Neil T	CON	160

Heston Central

No change

Eeltham and Heston

Gill, Mohinder S.	LAB	916
Dhillon, Gopal S.	LAB	891
Brown, Maxwell L.	CON	515
Austin, Jack H.	CON	480
Hindle, Alan G	IRE	76

Heston East

No change

Eeltham and Heston

Clarke, Roger M.	LAB	1,020
Mann, Amritpal S.	LAB	987
Tosh, John S.	CON	495
Pathak, Atul	CON	488

Heston West

No change

Eeltham and Heston

Bath, Rajinder S.	LAB	1,473
Kenna, James A.	LAB	1,380
Chaudhary, Mohammed H.	LAB	1,349
Daniels, Mary A.	CON	609
Haines, Betty M.	CON	564
Herbert, Philip N.	CON	531
Dutt, Krishan	IRE	445

Hounslow Central

No change

Brentford and Isleworth

Jassar, Sham S.	LAB	1,406
Wharfe, Pamela	LAB	1,329
Khwaja, Ilyas	LAB	1,327
Müller, Julian L.	CON	482
Shukla, Prakash	CON	461
Yousef, Naseem	CON	432
Johnson, Van	IRE	399
Harding, Nicholas C.W.	LD	311
Ablitt, Tim M.	LD	283
Fox, Manfred	LD	245

Hounslow Heath

No change

Eeltham and Heston

Sharma, Jagdish R.	LAB	1,481
Dhillon, Ajmer S.	LAB	1,382
Chopra, Krishan L.	LAB	1,303
Bannon, Alicia M.E	CON	510
Beller, John E.	IRE	499
Carter, Ronald A.H.	CON	468
Mackenzie-Shannon, Rodney D.	CON	387

Hounslow South

1 CON gain from LAB

Brentford and Isleworth

Hay, Christine F.	LAB	1,489
Hill, Jim	CON	1,346
Agarwal, Govind	LAB	1,245
Singh, Jagjiwan	LAB	1,206
Deva, Roocoomany L.I	CON	1,116
Klamut, Wojciech B	CON	916
Smith, Peter J.	LD	504
Payling, Diane M.	LD	459
Banerji, Rabindra N	LD	338

Hounslow West

No change

Brentford and Isleworth

Connelly, John	LAB	1,479
Cheema, Dalbir S.	LAB	1,299
Grewal, Darshan S.	LAB	1,167
Kaushal, Ravinder K.	CON	693
Hearn, Thomas S.	CON	643
Varney, Andrew R	CON	585
Dhiri, Manohar L.	IRE	410

Isleworth North

No change

Brentford and Isleworth		
Bartholomew, Ronald J.	LAB	1,287
Tindall, Janet E.	LAB	1,225
Smart, Corinna M.M.	LAB	1,222
Gray, Christopher J.	CON	641
McGregor, Gerald	CON	553
Sabin, John R.	CON	515
Andrews, Caroline J.	IC	420
Golding, Don	IC	392
Doran, Patricia J.	IC	326
Rothwell, Joanne L	LD	290
Coppin, David M.	LD	286
Coppin, Janet R.	LD	279

Spring Grove

1 CON gain from LAB

Brentford and Isleworth		
Reid, Barbara A.	CON	1,290
Bhanderi, Premila	CON	1,277
Carey, Peter F.deV.	CON	1,262
Atkinson, Judith A	LAB	1,261
Butt, Rooman	LAB	1,193
Sheerins, Alan A	LAB	1,077
Berti, Ivan K.S.	LD	375
de Boissiere, Philip C.	LD	345
Belcher, Joan M	LD	342
Knight, Lee C	IC	219
Palmer, Stephen P.	IC	191
Newbigging, Lancelot R.	IC	123

Isleworth South

1 IC gain from LAB

Brentford and Isleworth		
Nicholas, Patricia A.	LAB	896
Smith, Vanessa K.	LAB	870
Andrews, Philip	IC	763
Jepson, Peter A.	LAB	761
Reader, Thomas	IC	674
Miqdadi, Patricia	IC	618
Dodd, Sheila B	CON	288
Morley, Linda	CON	284
Batanero, Alexander B.M.	CON	268
Brown, Joan F.	LD	231
Wilson, Michael L.	LD	211
Hartwell, Gareth G.	LD	178

Turnham Green

3 CON gains from LAB

Brentford and Isleworth		
Thompson, Peter	CON	1,236
Davies, Samantha T.	CON	1,203
Lee, Adrian H.	CON	1,193
Bunnell, Tristan StJ.	LAB	982
Sterne, Michael	LAB	966
Muench, Denys	LAB	962
Ahmed, Margaret A	LD	318
McGrath, Kathleen M.B.	LD	283
McGrath, Patricia M.J.B	LD	259

By-elections

Hanworth

1 LAB gain from LD

<u>31 August 1995</u>		
Bawn, Les	LAB	1,315
Mallon, Ann-Marie	LD	993
Bolding, John P.	CON	208
Glass, Warren B.	BNP	119
Smith, Stephen P.	GRE	46
<u>Resignation of Hobao, Michael F. (LD)</u>		

Isleworth North

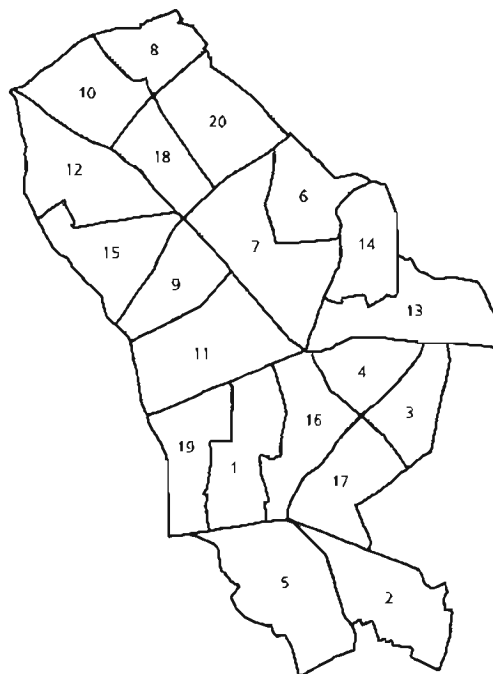
No change

<u>17 July 1997</u>		
Tindall, Janet E.	LAB	940
Lee, Adrian H.	CON	555
Hartwell, Gareth G.	LD	393
Andrews, Caroline J.	IC	131
<u>Resignation of Louki, Antony (LAB)</u>		

Islington

Labour administration with Mayoral casting vote

1	Barnsbury	11	Holloway
2	Bunhill	12	Junction
3	Canonbury East	13	Mildmay
4	Canonbury West	14	Quadrant
5	Clerkenwell	15	St George's
6	Gillespie	16	St Mary
7	Highbury	17	St Peter
8	Highview	18	Sussex
9	Hillmarton	19	Thornhill
10	Hillrise	20	Tollington



State of the parties, 1964-98

	CON	LAB	LD	other	total
7.5.98	-	26	26	-	52
5.5.94	1	39	12	-	52
3.5.90	-	49	3	-	52
8.5.86	-	36	16	-	52
6.5.82	-	51	1	-	52
4.5.78	2	50	-	-	52
4.5.74	-	60	-	-	60
13.5.71	-	60	-	-	60
9.5.68	47	10	-	3	60
7.5.64	-	60	-	-	60

% share of the poll, 1964-98

	% poll	CON	LAB	LD	other
7.5.98	35.7	6.0	40.6	41.4	12.6
5.5.94	43.3	12.0	49.4	26.1	12.4
3.5.90	46.2	15.5	48.4	7.7	28.5
8.5.86	47.1	13.4	46.5	33.2	6.8
6.5.82	40.1	24.2	51.5	22.3	2.0
4.5.78	38.7	38.3	51.1	2.2	8.4
4.5.74	26.0	21.8	64.2	12.3	1.7
13.5.71	33.5	27.2	70.9	0.8	1.1
9.5.68	22.5	51.0	40.4	2.4	6.2
7.5.64	16.8	22.2	67.5	3.4	6.8

Changes 1994-98

	CON	LAB	LD	other	total
Old council 98	1	38	13	-	52
Vacancies	-	-	-	-	-
By-elections	-	-1	+1	-	-
Allegiance changes	-	-	-	-	-
New council 94	1	39	12	-	52

General statistics

		Islington	London
May 1998	Electorate	118,034	5,010,999
May 1994	Electorate	113,589	4,872,088
Mid 1998 (LRC)	Resident population aged 18 and over	136,100	5,443,900
Mid 1994 (ONS)	Resident population aged 18 and over	137,400	5,409,200
May 1998	% unemployed	12.1	6.7
May 1994	% unemployed	19.5	12.9
April 1998	Band 'D' council tax	£912	£687
April 1994	Band 'D' council tax	£647	£534

% share of the poll

	Date	%poll	CON	LAB	LD	others			
Barnsbury	7.5.98	44.0	4.2	30.2	54.3	GRE	TR		
	5.5.94	44.1	18.4	57.5	24.1	7.0	4.3		
Bunhill	7.5.98	38.8	3.6	24.5	60.0	SLAB	GRE		
	5.5.94	48.0	5.6	34.8	59.6	7.4	4.5		
Canonbury East <i>by-election</i>	7.5.98	40.3	3.5	35.2	56.5	RES	GRE	IND	TR
	12.10.95	42.9	4.4	39.2	39.0	-	4.9	-	16.2
	5.5.94	45.3	3.7	36.4	22.9	28.2	6.3	2.5	
Canonbury West	7.5.98	42.1	5.4	31.5	59.7	GRE			
	5.5.94	43.6	23.9	50.2	19.4	3.3	6.5		
Clerkenwell	7.5.98	35.0	5.2	25.6	59.3	GRE	RES		
	5.5.94	47.8	3.9	26.9	59.1	9.9	-	10.0	
Gillespie	7.5.98	34.4	6.1	55.3	20.9	17.8			
	5.5.94	42.8	9.2	65.2	13.4	12.1			
Highbury	7.5.98	35.6	9.2	47.6	14.4	28.8			
	5.5.94	41.1	8.5	43.6	12.6	26.7	8.6		
Highview	7.5.98	32.5	4.9	64.2	14.0	16.9			
	5.5.94	40.4	10.2	69.6	9.9	10.2			
Hillmarton	7.5.98	43.0	3.5	38.5	49.9	8.1			
	5.5.94	40.6	14.9	65.2	19.9				
Hillrise	7.5.98	28.0	10.7	54.2	20.9	14.2			
	5.5.94	38.3	7.9	62.0	15.1	9.4	5.7		
Holloway	7.5.98	40.7	4.0	35.2	54.9	5.8			
	5.5.94	49.5	3.9	42.8	48.2	5.1			
Junction <i>by-election</i>	7.5.98	29.2	8.9	55.3	20.4	15.5			
	10.7.97	17.0	12.3	72.6	8.2	6.9			
	5.5.94	39.8	10.5	62.4	14.0	13.2			
Mildmay	7.5.98	26.0	12.0	45.0	24.1	13.0	IND		
	5.5.94	38.4	22.8	51.7	13.4	12.1	6.0		
Quadrant	7.5.98	42.3	12.4	30.3	51.8	5.5			
	5.5.94	50.5	44.3	42.5	6.9	6.4			
St George's	7.5.98	32.4	7.6	53.0	19.9	19.5			
	5.5.94	38.9	10.5	49.5	12.6	13.0	14.3		
St Mary	7.5.98	41.3	4.1	34.3	55.2	6.4			
	5.5.94	43.6	22.4	52.2	17.3	8.1			
St Peter	7.5.98	34.8	4.9	20.3	67.6	7.1			
	5.5.94	48.8	4.5	33.3	62.1				
Sussex <i>by-election</i>	7.5.98	41.3	2.0	49.2	44.5	4.3			
	10.7.97	27.7	3.2	44.5	48.4	3.9			
	5.5.94	48.3	4.7	57.0	32.1	6.2			
Thornhill	7.5.98	33.6	9.6	53.6	27.0	9.8			
	5.5.94	42.6	12.5	63.6	16.4	7.4			
Tollington	7.5.98	28.1	-	59.7	20.2	20.1			
	5.5.94	37.0	6.1	58.2	11.0	11.2	13.4		

Results**Barnsbury**

3 LD gains from LAB

Islington South and Finsbury

Fox, Bridget C.	LD	1,725
Loraine, Alastair	LD	1,623
Powell, Carol A.	LD	1,575
Kahn, Paula V	LAB	929
Barnett, Steven J	LAB	914
Child, Lloyd G.T	LAB	897
Pearce, Robert	GRE	211
Cox, Christopher C.A.	CON	174
Worker, John A	TR	131
Moyes, Martin R.C	CON	111
Small, Jonathan E.	CON	96

Bunhill

No change

Islington South and Finsbury

Trotter, Joseph R.	LD	1,317
Wooding, Rosetta E.	LD	1,236
Vaja, Jyoti	LD	1,176
Darby, Ian J	LAB	555
Debono, Theresa	LAB	487
Asmal, Hassan I.	LAB	480
Hayward, Sharon	SLAB	154
Bennett, Denise A.	GRE	94
Cuthbert, Peter G	CON	78
Daly, Doris M	CON	76
Khan, Alam-Zeb	CON	71

Canonbury East

2 LD gains from LAB

Islington South and Finsbury

Dearth, Jonathan	LD	1,101
Washington, Richard C.	LD	1,026
Bosi, Andrew	LAB	750
Lewis, Peter	LAB	574
Kleinman, Judith E.	GRE	92
Devlin, Timothy R.	CON	72
Reed, Duncan E.S	CON	59

Canonbury West

2 LD gains from LAB

Islington South and Finsbury

Ribezzo, Angela	LD	985
Smith, Barbara G.	LD	955
Brace, Diane A.C	LAB	544
Stewart, Nicholas J C	LAB	480
Aitken, Carol-Anne	CON	89
Campbell, Richard	CON	88
Turner, Robert K.	GRE	54

Clerkenwell

No change

Islington South and Finsbury

Ludford, Sarah A.	LD	1,783
Neave, Bruce G.	LD	1,449
Allan, George E.	LD	1,427
Clark, Timothy	LAB	762
Quiney, Harriet E.	LAB	672
Northcott, David B	LAB	576
Cunningham, Raymond	GRE	259
Dear, Gordon A.	CON	162
Roberts, Nicholas H	CON	132
Reese, Margaret D.	CON	118

Gillespie

No change

Islington North

Greening, Richard	LAB	966
Mason, Nigel D.	LAB	751
Middleton, Philip D.	LD	336
Rorison, Elizabeth J	LD	312
Meidan, Sara	GRE	276
Shields, John M.	CON	101
Bairam, Rifat	CON	87

Highbury

No change

Islington North

Creagh, Mary H.	LAB	1,107
Leigh, Maureen	LAB	1,052
Rathbone, Jenny A.	LAB	1,033
Ashby, Christopher	GRE	892
Powell, Malcom R.	GRE	522
Tuson, Patricia A.	GRE	513
Williams, Kathleen A.	LD	330
Hornby, Mark J	LD	321
Thornton, Sheila A	LD	313
Brooke, Andrew P	CON	227
Floru, Jean-Paul	CON	199
Barbaras, James H.P.	CON	191

Highview

No change

Islington North

McCourt, Ruairi A.	LAB	766
Sands, Jennifer M.	LAB	720
Holloway, Michael H.W.	GRE	223
Griffiths, Jonathan H.L.	LD	177
Wilson, Michele A.	GRE	169
Craig, Ursula J.	LD	148
Matthews, Simon R.	CON	58
Picking, Bruce G	CON	55

Hillmarton

2 LD gains from LAB

<u>Islington South and Finsbury</u>		
Scott, Doreen	LD	1,028
Featherstone, Edward H.	LD	998
Benedek, Antonia M	LAB	781
Kelly, Philip J.	LAB	780
Chilver, Mark	GRE	165
Taft, Roy P.C.	CON	82
Oza, Mahendra	CON	59

Hillrise No change

<u>Islington North</u>		
Clinton, Alan M.	LAB	1,036
Babulall, Milton K.	LAB	948
Camp, Sheila A.	LAB	940
Eggins, Heather	LD	426
Sanderson, James R.	LD	371
Vaughan, Philip M	LD	328
Campbell, Maureen L.	CON	255
Olliver, Victoria F.	GRE	255
Cooper, Simon N	CON	180
Wilsher, Bryan G	CON	143

Holloway No change

<u>Islington South and Finsbury</u>		
Dunn, Margot J.	LD	1,338
Kempton, Barry J.	LD	1,290
Taylor, Douglas A.	LD	1,262
Munro, Catriona M.	LAB	838
Sayer, David T.	LAB	830
Dowd, Robert C.	LAB	828
Etches, Sheena J.	GRE	138
Reese, Alan J.M.	CON	99
Rittner, Mark A.H.	CON	94
Rooke, James A	CON	91

Junction No change

<u>Islington North</u>		
Burgess, Janet D.	LAB	1,104
Karim, Taha T.	LAB	940
Marks, Sandra	LAB	934
Lally, Margaret M.	LD	430
Sidney, Elizabeth A.	LD	347
Reeves, Alford T	LD	319
Royston, Angela	GRE	284
Burlingham-Johnson, Ajay	GRE	271
Sharman, Charles J R	CON	167
Ward, Anthea D P.	CON	152

Mildmay No change

<u>Islington North</u>		
------------------------	--	--

Haynes, Patrick E.	LAB	1,056
Arnold, Jeanette	LAB	1,022
Boye-Anawomah, Michael	LAB	941
Berent, Anna	LD	621
Crudginton, Andrew D.	LD	500
Jackson, Derek R.	LD	493
Gilbert, Grant M.	GRE	290
Duguid, Adam M.	CON	277
Hutchinson, Oriel S	CON	273
Moores, Gary	CON	252
McDonnell, Margaret I.	IND	135

Quadrant 1 LD gain from CON, 1 LD gain from LAB

<u>Islington North</u>		
Barnes, David P.	LD	1,161
Willoughby, Laura C.	LD	992
Bird, Philip R.	LAB	689
Bowden, Caspar P.S.	LAB	569
Baty, Rebecca M.	CON	274
Judge, Oliver S.P	CON	239
Wilkinson, Susan	GRE	141
Tobler, Stefan D.	GRE	88

St George's No change

<u>Islington North</u>		
Blackmore, Rosemary R.	LAB	1,357
Burgess, Walter H.	LAB	1,165
Methven, Shonagh	LAB	1,147
Beveridge, Jody	LD	503
Fox, Paul J.	LD	464
Adshead, Mary H.	GRE	450
Glover, Julian D	LD	411
Saile, Allan J.	CON	216
Totvianian, Rosemarie	CON	161
Timmermans, Glenn H.	CON	152

St Mary 3 LD gains from LAB

<u>Islington South and Finsbury</u>		
Cox, Isobel J.	LD	1,299
Coupland, Joan	LD	1,298
Heseltine, Richard M.H.	LD	1,272
Bawden, Jessica E.A	LAB	815
Convery, Paul E	LAB	796
Jackson, Paul A.	LAB	796
Scott, Mjka	GRE	149
Braddick, Tracey A	CON	118
McMinnies, Stephen M.	CON	88
Ruffell, Lisa G.I.	CON	79

St Peter No change

Islington South and Finsbury

Powell, Maria	LD	1,548
Hitchins, Stephen	LD	1,480
Pryce, Christopher J.	LD	1,373
Beattie, Paula	LAB	515
Butcher, Nicholas P.	LAB	460
Pendry, Jenina R.	LAB	350
Kiefer, Urs	GRE	155
Duke, Thomas R.M.	CON	138
Warren, Peter J.C.	CON	94
Sparham-Souter, Ian J.	CON	90

Sussex

No change

Islington North

Hillier, Meg	LAB	884
Bonner, Daniel C.	LAB	859
Baker, Graham A	LD	856
Jaff, Hewa	LD	719
Latimer, Robin W.	GRE	99
Poorun, Swadesh	GRE	54
Muggeridge, Raymond L.J.	CON	38
Wilkin, John A.	CON	33

Thornhill

No change

By-elections

Canonbury East

No change

12 October 1995

Herbert, Terence J.	LAB	834
Lally, Margaret M.	LD	831
Bayliss, Ernest J.W.	TR	344
Campbell, Richard	CON	94
Wilkinson, Susan	GRE	26

Resignation of Purnell, James M.D. (LAB)

Islington South and Finsbury

Perry, Ian P.	LAB	828
Griffiths, Edna	LAB	735
Peel, Patricia M.	LD	411
Aspell, Michael B.	LD	376
Baird, Nicola L.	GRE	143
Morris, Stanley W.	CON	142
Kreppel, Stephen A	CON	139

Tollington

No change

Islington North

McKenzie, Roger A.	LAB	1,178
Sidnell, Barbara A.	LAB	1,149
Sawyer, Derek A.	LAB	1,103
Macmillan, Elizabeth A.	LD	418
Ryan, Matthew T.M.	LD	386
Goggin, James L	GRE	385
Tibbs, David C.	LD	358

Junction

No change

10 July 1997

Burgess, Janet D.	LAB	793
Judge, Oliver S.P.	CON	134
Jaff, Heija	LD	90
Olliver, Victoria	GRE	76

Resignation of Tal, Michael (LAB)

Sussex

1 LD gain from LAB

10 July 1997

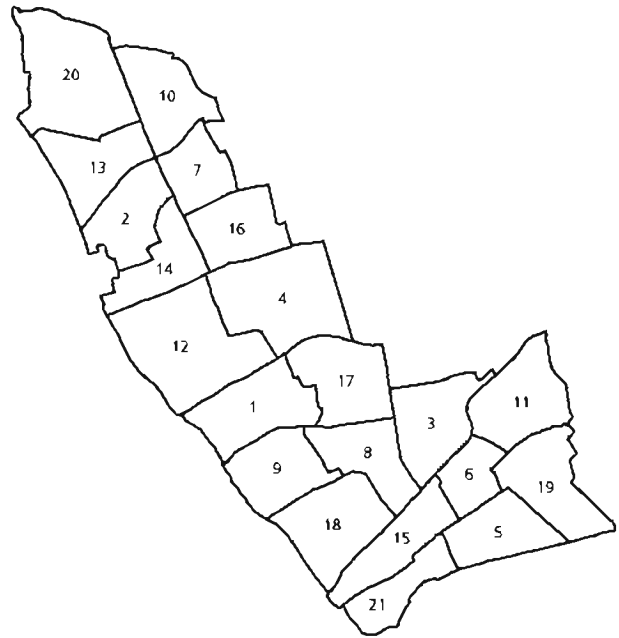
Baker, Graham A.	LD	616
Rathbone, Jenny A.	LAB	567
Latimer, Robin W.	GRE	49
Baty, Rebecca M.	CON	41

Resignation of Twigg, Stephen (LAB)

Kensington and Chelsea

Conservative administration

- | | |
|---------------|-------------------|
| 1 Abingdon | 12 Holland |
| 2 Avondale | 13 Kelfield |
| 3 Brompton | 14 Norland |
| 4 Campden | 15 North Stanley |
| 5 Cheyne | 16 Pembridge |
| 6 Church | 17 Queen's Gate |
| 7 Colville | 18 Redcliffe |
| 8 Courtfield | 19 Royal Hospital |
| 9 Earls Court | 20 St Charles |
| 10 Golborne | 21 South Stanley |
| 11 Hans Town | |



State of the parties, 1964-98

	CON	LAB	LD	other	total
7.5.98	39	15	-	-	54
5.5.94	39	15	-	-	54
3.5.90	39	15	-	-	54
8.5.86	39	15	-	-	54
6.5.82	39	15	-	-	54
4.5.78	39	13	-	2	54
4.5.74	45	16	-	-	61
13.5.71	39	21	-	-	60
9.5.68	57	3	-	-	60
7.5.64	46	14	-	-	60

% share of the poll, 1964-98

	% poll	CON	LAB	LD	other
7.5.98	28.0	52.3	33.0	13.9	0.9
5.5.94	36.9	47.7	32.0	15.8	4.5
3.5.90	42.2	49.1	32.7	11.6	6.6
8.5.86	39.4	50.9	27.5	18.9	2.8
6.5.82	38.7	54.6	21.7	22.4	1.3
4.5.78	32.6	61.8	25.0	7.5	5.7
4.5.74	30.4	56.2	25.1	12.9	5.8
13.5.71	27.1	54.8	36.2	5.7	3.3
9.5.68	24.4	74.4	16.6	6.0	2.9
7.5.64	25.5	62.4	27.5	9.5	0.6

Changes 1994-98

	CON	LAB	LD	other	total
Old council 98	39	15	-	-	54
Vacancies	-	-	-	-	-
By-elections	-	-	-	-	-
Allegiance changes	-	-	-	-	-
New council 94	39	15	-	-	54

General statistics

		Kensington and Chelsea	London
May 1998	Electorate	102,291	5,010,999
May 1994	Electorate	92,575	4,872,088
Mid 1998 (LRC)	Resident population aged 18 and over	131,400	5,443,900
Mid 1994 (ONS)	Resident population aged 18 and over	126,100	5,409,200
May 1998	% unemployed	6.0	6.7
May 1994	% unemployed	12.3	12.9
April 1998	Band 'D' council tax	£542	£687
April 1994	Band 'D' council tax	£495	£534

% share of the poll

	Date	%poll	CON	LAB	LD	others	
						GRE	
Abingdon	7.5.98	28.0	70.1	15.9	14.0		
	5.5.94	33.9	62.3	12.1	17.2	8.3	
Avondale	7.5.98	31.5	27.7	59.5	12.8		
	5.5.94	41.0	26.0	62.7	11.3		
Brompton	7.5.98	24.7	69.3	16.1	14.6		
	5.5.94	30.0	68.8	13.4	17.9		
Campden	7.5.98	29.9	69.9	16.4	13.7		
	5.5.94	37.9	67.7	16.1	16.2		
Cheyne	7.5.98	32.5	72.5	15.2	12.4		
	5.5.94	37.0	71.0	13.9	15.1		
						IND	
Church	7.5.98	34.7	60.0	30.9	9.1		
	5.5.94	39.0	59.2	15.6	11.9	13.3	
Colville	7.5.98	27.5	19.6	63.3	17.1		
	5.5.94	37.0	22.8	64.5	12.6		
Courtfield	7.5.98	21.2	72.8	17.7	9.6		
	5.5.94	32.7	48.0	8.9	43.1		
						GRE	IND
Earls Court	7.5.98	26.6	38.2	29.2	21.7	-	10.9
	5.5.94	34.7	34.5	30.1	27.3	8.1	
Golborne	7.5.98	28.3	13.0	73.8	13.2		
	5.5.94	39.6	11.6	78.9	9.5		
Hans Town	7.5.98	24.5	77.5	13.3	9.2		
	5.5.94	32.7	73.6	12.3	14.0		
						RES	
Holland	7.5.98	27.5	67.8	17.3	14.9		
	5.5.94	37.4	61.9	14.3	11.3	12.5	
Kelfield	7.5.98	29.6	21.9	65.8	12.3		
	5.5.94	40.2	22.7	62.7	14.5		
Norland	7.5.98	33.3	62.0	22.8	15.2		
	5.5.94	44.6	62.5	20.1	17.4		
						GRE	
North Stanley	7.5.98	27.2	67.6	19.6	12.9		
	5.5.94	33.8	57.8	19.9	14.7	7.6	
Pembridge	7.5.98	31.4	52.4	32.8	14.8		
	5.5.94	39.8	54.0	26.2	19.8		
Queen's Gate <i>by-election</i>	7.5.98	23.5	70.1	14.5	15.4		
	2.5.96	24.8	63.2	14.2	22.5		
	5.5.94	33.2	72.3	12.6	15.2		
						RES	GRE
Redcliffe	7.5.98	24.5	61.0	19.7	19.2		
	5.5.94	33.5	41.2	12.5	7.9	33.6	4.8
Royal Hospital	7.5.98	26.4	74.6	13.7	11.7		
	5.5.94	33.5	73.6	11.8	14.6		
St Charles	7.5.98	32.5	28.4	60.6	11.0		
	5.5.94	39.6	23.7	66.1	10.2		
						IND	
South Stanley <i>by-election</i>	7.5.98	27.6	37.2	53.5	9.2		
	4.5.95	35.2	29.8	59.5	5.1	5.6	
	5.5.94	43.1	30.1	59.9	10.0		

Results

Abingdon

Kensington and Chelsea			No change
Christmas, Elizabeth M.	CON	1,046	
Field, Mark C.	CON	987	
Munday, Jonathan E.L.	CON	971	
Howard, Bruce K.	LAB	233	
Faulder, John S.	LD	232	
Spencer, Anthony	LAB	229	
Robinson, Graham C.	LAB	218	
Khan, Kishwer	LD	187	
Sandbach, James PC	LD	181	

Avondale

Regent's Park and Kensington North*			No change
Blanchflower, Simon W.	LAB	1,012	
Stanley, Simon H.F.	LAB	937	
Lasharie, Allah Y.M.	LAB	904	
Lindsay, David C.	CON	454	
Fowler, Mark H.	CON	451	
Sayers, Amanda J.	CON	424	
Boddington, Robert C.H.	LD	247	
Shaw, David L.	LD	193	
Werner, Alexander T	LD	172	

Brompton

Kensington and Chelsea			No change
Hudson, David P.M.	CON	474	
Ritchie, Shireen O.	CON	440	
Manning, John C.	LAB	107	
O'Day, Deirdre K	LAB	106	
England, Julian P	LD	105	
Tupper, Diana	LD	87	

Campden

Kensington and Chelsea			No change
Ahern, Richard T.M.	CON	1,062	
Buckmaster, Christopher M.	CON	1,050	
Freeman, Robert J.	CON	1,042	
Armstrong, Jane	LAB	290	
Allen, Michael	LD	235	
Brown, Thomas W.	LAB	232	
Caterer, Imogen A	LD	220	
McIntosh, John McK.	LAB	218	
Haseler, Roberta B.	LD	163	

Cheyne

Kensington and Chelsea			No change
Corbet-Singleton, John M.	CON	1,059	
Warrick, Paul T.P.	CON	953	
Corbett, Margaret A.T.	LAB	212	
Bhinder, Param	LAB	209	
Lawrence, Ann E	LD	196	
Chancellor, Valerie E.	LD	148	

Church

Kensington and Chelsea			No change
Fitzgerald, Adrian J.A.D.	CON	651	
Gardner, Joanna M.	CON	629	
Ellis, Caroline	LAB	336	
Tompkins, Jacob A	LAB	323	
Coats, Susan J.	LD	98	
Coats, Andrew J.S.	LD	96	

Colville

Regent's Park and Kensington North			No change
Pope, Robert	LAB	910	
Blakeman, Judith M.	LAB	879	
Healy, Patricia	LAB	818	
Congreve, Priscilla A	LD	284	
Cohen, Nicola A	CON	282	
Rhodes, Graham D.J.	CON	263	
Clamp, Jonathan C W.daS	CON	261	
Ingham, Christine	LD	239	
Mayers, Patrick G.	LD	181	

Courtfield

Kensington and Chelsea			No change
Coates, Anthony R.M.	CON	781	
Cox, Edward J.M.	CON	743	
Holt, Lawrence A.	CON	730	
Navassardian, Jean	LAB	185	
Robson, Christine	LAB	184	
Mingay, Robert	LAB	178	
Dunn, Anthony P.	LD	114	
Somers, Rosemary	LD	106	
Vidal-Hall, Angele M	LD	77	

Earls Court

Kensington and Chelsea			No change
Phelps, Barry	CON	901	
Fairhead, Thomas E.	CON	781	
Tannock, Timothy C.A.	CON	771	
Bishop, Joel A M	LAB	657	
Henry, Christine M.	LAB	641	
Johnson, Stephen R.	LAB	577	
Wade, Linda A	LD	491	
Drake, John G.	LD	471	
Franks, Sarah J	LD	432	
Spalding, Malcolm D	IND	234	

Golborne

Regent's Park and Kensington North			No change
Mason, Patrick	LAB	982	
Hoier, Bridget	LAB	954	
Shapro, Stuart H.	LAB	833	
Kovatzis, Aria A.	LD	192	
Black, Octavius O.I C	CON	177	
Owen, Frances	LD	160	
Buxton, Terence M.	CON	156	
Saroop, Vaneeta	CON	154	
Pettit, Rosemary	LD	143	

Hans Town

Kensington and Chelsea			No change
Coleridge, Timothy R.	CON	936	
Paget-Brown, Nicholas	CON	886	
Weale, Mary C.	CON	865	
Lambert, Angela M.	LAB	165	
Henry, Michael M.	LAB	158	
Pandy, Robert M.	LAB	139	
Le Franc, Angela M.	LD	114	
Schwartz, Rodney S.	LD	103	
Shanley, Guy	LD	102	

Holland

Kensington and Chelsea			No change
Hanham, Joan B.	CON	999	
Levitt, Bryan P.	CON	939	
Lightfoot, Warwick	CON	908	
Kearney, Marian P	LAB	256	
Daly, Stephen P.	LAB	236	
Hamilton, Bernard	LAB	235	
Shirley, Christopher K.	LD	226	
Bewley, David K.	LD	208	
Venables, Hugh S	LD	192	

Kelfield

No change

Regent's Park and Kensington North*

Cunningham, Keith L.	LAB	914
Hoier, Stephen P.	LAB	906
Hargreaves, Gerard N	CON	341
Rose, Ivan F	CON	265
Tatton-Brown, Joe	LD	186
Harris, Caryl B	LD	154

Norland

No change

Kensington and Chelsea*

Tomlin, Ernest P.	CON	675
Wlaker-Arnott, Brian R.	CON	656
Macfarlane, David C.N	LAB	258
Raven, Hugh J.E.	LAB	232
Hunt, Rose	LD	185
Ritchie, Gordon B	LD	141

North Stanley

No change

Kensington and Chelsea

Frazer, Priscilla	CON	768
Cockell, Merrick R.	CON	728
Arnold, Lesley-Anne	LAB	217
King, Stephen C.	LAB	216
Patrick, Dorothy E	LD	160
Somers, William A	LD	125

Pembridge

No change

Kensington and Chelsea

Campbell, Isobel A.W.	CON	867
Campion, David G.	CON	851
Weatherhead, Doreen M.	CON	836
Cocks, Michael A.K	LAB	555
Henley, Virginia A.	LAB	535
O'Hare, Ann V.	LAB	511
Campbell, John M.	LD	277
Dowell, Vanessa C D.de la C	LD	232
Spencer, Patrick D.	LD	213

Queen's Gate

No change

Kensington and Chelsea

Moylan, Daniel M.G.	CON	845
Dalton, Andrew S.	CON	842
Mond, Gary S.	CON	822
Gaisworthy, Sally E G	LD	218
Blanchet, Mary G	LAB	179
Ahern, Ann	LD	170
Morris, Norma F.	LAB	170
Pringle, Natalie M.	LAB	170
Venables, Dorothy J	LD	164

Redcliffe

Kensington and Chelsea

Taylor, Frances	CON	835
Whitfield, Alick	CON	748
Seidler, John N.P.	CON	739
Delahey, Margaret G.	LAB	273
Woodthorpe Browne, Barbara	LD	263
Costello, Michael S.	LAB	249
Woodthorpe Browne, Robert	LD	235
Roberts, Emerson E.	LD	234
Vaiani-Husar, Louis G.	LAB	228

Royal Hospital

Kensington and Chelsea

Donaldson, Ian McC.	CON	681
Edge, Jeremy O.C.	CON	633
Pease, Rosamund D B.	LD	124
Pringle, Alexander J.S.	LAB	123
Wootten, John L	LAB	118
Michel, Carl H.	LD	82

No change

No change

St Charles

Regent's Park and Kensington North*

Horton, Rima E.	LAB	691
Atkinson, John R.	LAB	671
Palmer, Matthew R.	CON	366
Wright, Martin J.	CON	272
Parsons, Marion M	LD	142
Tatton-Brown, Alexandra M.	LD	105

South Stanley

Kensington and Chelsea

Boulton, Timothy	LAB	686
Wood, Alastair	LAB	666
Wellesley, William V.	CON	484
Wilson, Peter D	CON	456
Pritchard, Susan B.	LD	124
Vardakis, Panayiotis K	LD	109

No change

No change

By-elections

Queen's Gate

2 May 1996

Mond, Gary Stephen	CON	848
Jones, Alexandra D.	LD	302
Armstrong, Jane	LAB	191
<i>Death of Russell, Elizabeth A. (CON)</i>		

No change

South Stanley

4 May 1995

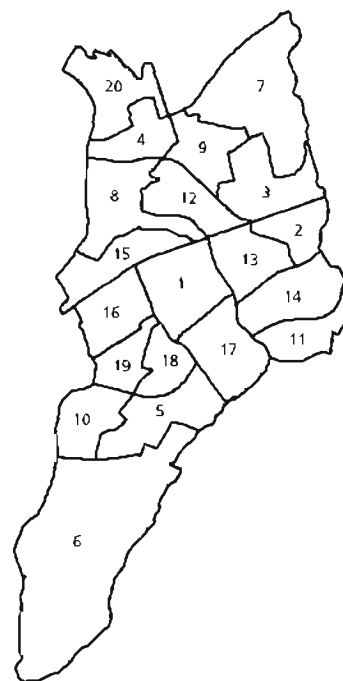
Wood, Alastair G.T.	LAB	917
Lloyd, Edwin	CON	459
Oliver, George P.	IND	86
England, Mary	LD	78
<i>Resignation of Weems, Robert A. (LAB)</i>		

No change

Kingston upon Thames

Conservative minority administration

1	Berrylands	11	Malden Manor
2	Burlington	12	Norbiton
3	Cambridge	13	Norbiton Park
4	Canbury	14	St James
5	Chessington North	15	St Marks
6	Chessington South	16	Surbiton Hill
7	Coombe	17	Tolworth East
8	Grove	18	Tolworth South
9	Hill	19	Tolworth West
10	Hook	20	Tudor



State of the parties, 1964-98

	CON	LAB	LD	other	total
7.5.98	21	10	19	-	50
5.5.94	18	6	26	-	50
3.5.90	25	7	18	-	50
8.5.86	24	4	22	-	50
6.5.82	40	3	7	-	50
4.5.78	44	6	-	-	50
4.5.74	39	15	6	-	60
13.5.71	40	20	-	-	60
9.5.68	59	1	-	-	60
7.5.64	40	20	-	-	60

% share of the poll, 1964-98

	% poll	CON	LAB	LD	other
7.5.98	41.5	37.0	25.0	35.3	2.7
5.5.94	53.3	32.8	21.0	42.0	4.2
3.5.90	56.4	40.4	25.0	29.6	5.0
8.5.86	51.3	39.1	21.0	37.2	2.6
6.5.82	46.5	52.4	17.8	29.4	0.5
4.5.78	45.9	59.4	27.1	13.2	0.2
4.5.74	43.7	48.9	29.8	20.8	0.5
13.5.71	42.1	53.5	39.5	6.9	0.2
9.5.68	40.6	73.9	20.9	3.9	1.3
7.5.64	43.0	52.7	33.0	11.3	3.0

Changes 1994-98

	CON	LAB	LD	other	total
Old council 98	17	6	26	-	49
Vacancies	-	-	1	-	1
By-elections	-1	-	+1	-	-
Allegiance changes	-	-	-	-	-
New council 94	18	6	26	-	50

General statistics

		Kingston upon Thames	London
May 1998	Electorate	101,605	5,010,999
May 1994	Electorate	96,986	4,872,088
Mid 1998 (LRC)	Resident population aged 18 and over	114,200	5,443,900
Mid 1994 (ONS)	Resident population aged 18 and over	110,200	5,409,200
May 1998	% unemployed	2.7	6.7
May 1994	% unemployed	6.9	12.9
April 1998	Band 'D' council tax	£705	£687
April 1994	Band 'D' council tax	£538	£534

% share of the poll

	Date	%poll	CON	LAB	LD	others	
Berrylands	7.5.98	42.5	55.5	19.4	19.2	GRE	
	5.5.94	50.4	46.1	13.8	29.4	5.9	10.8
Burlington	7.5.98	46.7	27.5	20.6	51.9		
	5.5.94	59.1	30.3	15.8	53.9		
Cambridge	7.5.98	41.8	39.1	16.5	44.4		
	5.5.94	58.0	28.9	10.1	61.1		
Canbury	7.5.98	48.2	19.4	39.6	36.7	GRE	POP
	5.5.94	58.1	15.6	27.2	51.5	-	4.3
Chessington North	7.5.98	38.8	20.7	13.7	65.6		
	5.5.94	53.6	13.8	9.6	76.6		
Chessington South	7.5.98	42.8	30.0	30.3	38.5	GRE	SLAB
	5.5.94	56.2	26.6	20.7	45.7	-	1.2
Coombe	7.5.98	30.9	64.8	16.6	18.6		
	5.5.94	48.4	60.5	17.7	21.7		
Grove	7.5.98	32.5	28.2	21.3	38.7	11.8	
	5.5.94	48.8	23.4	15.9	53.9	6.8	
Hill	7.5.98	36.4	60.0	19.9	20.1		
	5.5.94	47.3	51.0	18.5	24.4	6.1	
Hook <i>by-election</i>	7.5.98	41.7	29.8	16.1	52.2	SLAB	1.9
	6.2.97	52.1	26.1	20.2	52.4	1.3	
	5.5.94	59.1	28.5	9.8	61.7		
Malden Manor <i>by-election</i>	7.5.98	45.2	42.3	12.3	45.4		
	9.3.95	51.5	33.0	25.3	41.7		
	5.5.94	49.5	48.5	27.2	24.3		
Norbiton	7.5.98	40.9	12.4	58.3	29.3	GRE	
	5.5.94	52.7	11.8	38.8	33.4	16.0	
Norbiton Park <i>by-election</i>	7.5.98	49.0	40.6	14.6	44.8		
	28.11.96	48.1	36.7	15.1	48.2		
	5.5.94	57.5	40.6	9.8	46.4	3.3	
St James	7.5.98	41.6	56.1	17.1	26.8		
	5.5.94	51.6	50.1	22.4	27.6		
St Marks	7.5.98	35.9	39.0	16.5	34.3	10.2	
	5.5.94	50.7	33.6	10.8	48.7	6.9	
Surbiton Hill	7.5.98	44.8	41.4	29.6	29.0		
	5.5.94	45.6	41.0	30.6	22.7	5.7	
Tolworth East	7.5.98	41.3	43.7	16.1	40.2		
	5.5.94	58.7	39.2	11.8	48.9		
Tolworth South	7.5.98	36.5	33.2	48.4	18.4		
	5.5.94	49.2	21.1	51.1	23.1	4.8	
Tolworth West	7.5.98	47.6	23.3	40.8	35.9		
	5.5.94	59.2	19.5	41.9	38.5		
Tudor	7.5.98	45.5	42.1	24.5	25.9	7.5	
	5.5.94	55.3	44.5	22.2	33.3		

Results**Berrylands**

Kingston and Surbiton

No change

Brown, Timothy D.	CON	1,528
Dale, Leslie G.P.	CON	1,519
Davis, Kevin J.	CON	1,456
Davis, Anthony J.	LD	596
Agnew, Joanne P	LAB	560
Bulley, Joan H	LAB	532
Thirsk, Amanda J.	LAB	485
Stanbrook, Ashley W.	LD	484
Eyre-Brook, Robert W	LD	478
Stimson, David O.	GRE	160

Burlington

Kingston and Surbiton

No change

Osbourne, Derek R.	LD	942
McLeay, Adrian J.	LD	912
Godden, John S.	CON	500
Bradford, Adam G	CON	482
Freedman, Joseph R.	LAB	395
Waugh, Sharon	LAB	343

Cambridge

Richmond Park

No change

Haines, Julie	LD	1,063
Manders, Ian	LD	1,014
Heamon, John	LD	996
Reardon, Jeffrey A.	CON	927
Cox, Charles G	CON	918
Krieg, Charles A.	CON	856
Richardson, Sally	LAB	384
Richardson, Marion	LAB	379
Kelly, Molly E.	LAB	378

Canbury

Richmond Park

3 LAB gains from LD

Malseed, Wendy	LAB	1,017
Ellin, John M.	LAB	1,011
Priest, Christopher R.	LAB	962
Lillicrap, Richard G.	LD	948
Tilley, John	LD	935
Falchikov, Dan	LD	891
Cooper, Jonathan M.	CON	516
Edgington, Quentin R	CON	479
Friend, Shaun	CON	468
Middleton, Jeremy StJ.	POP	121
Vidler, Jean	POP	111
Yelland, Nicholas A.	POP	91

Chessington North

Kingston and Surbiton

No change

Harris, Vicki C.	LD	899
Bennett, Brian M.	LD	881
Evans, Marion J.	CON	287
Salisbury, David J.	CON	274
Kearney, Pauline	LAB	192
Woodman, John B.	LAB	180

Chessington South

Kingston and Surbiton

No change

Scrivens, Sally A.	LD	1,137
Bamford, Patricia	LD	1,097
Mirza, Shiraz H.	LD	1,069
Hanna, Jeffrey P.	LAB	888
Cowley, Michael J	LAB	870
Flynn, Celia A.	CON	868
Barker, Herbert M.V.	CON	857
Spiers, Ian M	CON	851
Macpherson, Andrea L	LAB	844
Virk, Mahesh	SLAB	34

Coombe

Richmond Park

No change

Codd, Robin H.I.A.P.	CON	790
Crerar, Peter I.C.	CON	714
Greender, Peter J W.	LD	223
Hamel, Noel T.	LAB	211
Knowles, David J.	LD	209
McLoughlin, Shaun	LAB	175

Grove

Kingston and Surbiton

No change

Hitchcock, Christine	LD	889
Chester, Derrick	LD	799
Hayes, Roger	LD	743
Bowers, Terence W.	CON	604
Pitman, Anne M	CON	596
Grabman, Leon	CON	572
South, Laurence	LAB	460
Fogg, Jane L.	LAB	451
Roland, Peter N	LAB	426
Stimson, Michael A	GRE	246

Hill		No change	Kingston and Surbiton		
Richmond Park			Fraser, David	CON	1,224
Edwards, David M.	CON	829	Amson, Michael G.	CON	1,104
Humphrey, Eric D.	CON	821	Pandya, Rajendra	CON	988
Baxter, Susan E.	LD	295	McDonald, Heather E.	LD	562
Price, Roger J.	LAB	282	Hamilton, John W.	LD	528
Malseed, Geoffrey J	LAB	264	Stotesbury, Peter H.	LD	494
Jackson, Paul J	LD	259	White, Francis P	LAB	344
			Kellet, Robert I.	LAB	342
Hook		No change	Moorthy, Arambamoorthy T.	LAB	327
Kingston and Surbiton*					
Reid, Ian A.	LD	792	St Marks		3 CON gains from LD
Reid, Katharine M.	LD	766	Kingston and Surbiton		
Bradford, Justin N.	CON	462	Jenner, Janice A.	CON	1,004
Ridge, Elisabeth M M	CON	429	Matthews, Rupert O.	CON	1,004
Cowley, Judith C	LAB	260	de Lord, Dennis N.	CON	994
Wilson, Richard G.	LAB	220	Goring, Gerry Y	LD	933
Hayball, John D.	SLAB	29	Watts, Mary C.	LD	859
			Yoganathan, Mylvaganam Y.	LD	845
Malden Manor		1 LD gain from CON	Banks, Anthony J.	LAB	445
Kingston and Surbiton			Coombs, Sandra L.	LAB	433
McDonald, Ian R.	LD	831	Flux, Toby	LAB	394
Davies, Rolson J.	LD	769	Barnsdale, David J.	GRE	262
Daubeny, Leslie P	CON	751			
Schrader, Colin M	CON	739	Surbiton Hill		No change
Michell, Ian R.	LAB	232	Kingston and Surbiton*		
Kloman, Warren M.	LAB	203	Bowen-Hitchings, Janet K.	CON	1,010
			Smith, Jane O.	CON	997
Norbiton		1 LAB gain from LD	Johnston, Paul J.	CON	975
Kingston and Surbiton			Brown, Ann	LAB	724
Mama, Steven	LAB	1,290	Baker, Francis R	LAB	719
Reay, Julie A.	LAB	1,220	Evans, Kenneth J.	LD	718
Naylor, Edgar M.	LAB	1,201	Harris, Daniel J.	LD	695
Coyne, Frances	LD	628	Green, Lawrence R	LAB	685
Brill, Paul T.W	LD	620	Melville, Adam J	LD	677
Nolan, Liam T.	LD	615			
French, Gavin N.	CON	274	Tolworth East		2 CON gains from LD
Kensell, Fiona H.	CON	266	Kingston and Surbiton		
Kensell, Peter A	CON	249	Booth, David A.	CON	716
			Witham, Keith	CON	674
Norbiton Park		No change	Ward, David C.	LD	663
Kingston and Surbiton			Rosenthal, Edmond M.	LD	613
Evans, Wyn A.	LD	951	Bennett, William	LAB	267
Jordan, Donald M.	LD	833	Wing, Janet C	LAB	245
Heaton-Harris, Nicholas	CON	812			
Johnson, Gordon	CON	803	Tolworth South		No change
Clifford, Iris D.	LAB	309			
Jones, Gerald A	LAB	273			
St James		No change			

<u>Kingston and Surbiton</u>		
Faulkner, Rory C.	LAB	644
Hall, Andrew D.M.	LAB	601
Padake, Helen M.	CON	436
Stephens, Rupert StJ	CON	418
Griffiths, Robert S.	LD	243
Burnard, Peter R.	LD	230

Tolworth West No change

<u>Kingston and Surbiton*</u>		
Thorn, Jeremy J.	LAB	783
Darke, Marian	LAB	756
Cochrane, Sheila M.	LD	715
Simonsson, Peter R.	LD	639
Ribbins, Trevor H F.	CON	452
Tuthill, John J	CON	425

Tudor No change

By-elections

Hook No change

<u>6 February 1997</u>		
Reid, Katharine M.	LD	1,034
Brown, Timothy D.	CON	516
Cowley, Michael J.	LAB	400
Hayball, Dorothy B.	SLAB	25
<u>Resignation of Watts, Mary (LD)</u>		

Malden Manor LD gain from CON

<u>9 March 1995</u>		
McDonald, Ian R.	LD	865
Hunt, Christopher B.	CON	685
Chester, Derrick F.	LAB	524
<u>Resignation of Clare, Adrian J. (CON)</u>		

<u>Richmond Park</u>		
Cunningham, David H.	CON	1,355
Doe, Dennis F.	CON	1,270
Symonds, Gwendoline A.	CON	1,267
Bloom, Louise A	LD	862
Thane-Pickering, Veronica	LAB	803
Jackson, Claire V.	LD	791
Rees, Matthew F	LAB	759
Nichol, Rupert C F.	LD	738
Thompson, Maire S.B.	LAB	704
Holmes, Brian J.	GRE	231

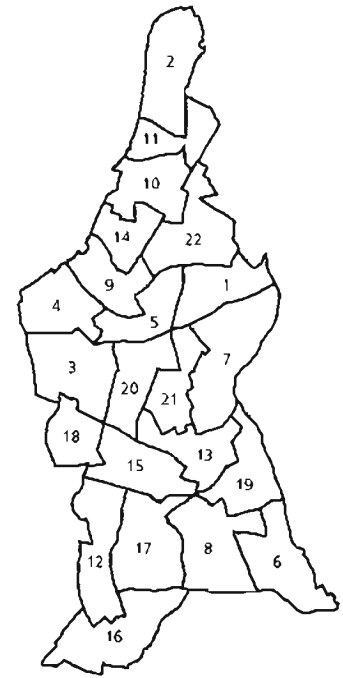
Norbiton Park No change

<u>28 November 1996</u>		
Evans, Wyn A.	LD	1,020
Reardon, Jeffrey A.	CON	776
Mullaney, David L.	LAB	320
<u>Resignation of Stratford, Jonathan F.M. (LD)</u>		

Lambeth

Labour administration

1	Angell	12	St Leonard's
2	Bishop's	13	St Martin's
3	Clapham Park	14	Stockwell
4	Clapham Town	15	Streatham Hill
5	Ferndale	16	Streatham South
6	Gipsy Hill	17	Streatham Wells
7	Herne Hill	18	Thornton
8	Knight's Hill	19	Thurlow Park
9	Larkhall	20	Town Hall
10	Oval	21	Tulse Hill
11	Prince's	22	Vassall



State of the parties, 1964-98

	CON	LAB	LD	other	total
7.5.98	5	41	18	-	64
5.5.94	16	24	24	-	64
3.5.90	20	40	4	-	64
8.5.86	21	40	3	-	64
6.5.82	27	32	5	-	64
4.5.78	22	42	-	-	64
4.5.74	14	46	-	-	60
13.5.71	9	51	-	-	60
9.5.68	57	3	-	-	60
7.5.64	18	42	-	-	60

% share of the poll, 1964-98

	% poll	CON	LAB	LD	other
7.5.98	32.1	17.5	42.1	29.3	11.6
5.5.94	43.0	25.5	34.6	32.1	7.8
3.5.90	45.9	32.9	43.7	11.2	12.2
8.5.86	47.7	34.6	42.8	19.3	3.3
6.5.82	44.7	39.4	33.2	26.9	0.5
4.5.78	37.4	46.9	49.2	2.5	1.4
4.5.74	30.4	38.6	52.7	7.2	1.5
13.5.71	36.8	37.8	60.2	1.3	0.7
9.5.68	30.8	65.4	31.1	2.5	1.0
7.5.64	26.1	42.3	52.5	4.8	0.4

Changes 1994-98

	CON	LAB	LD	other	total
Old council 98	14	21	25	3	63
Vacancies	-	1	-	-	1
By-elections	-1	-	+1	-	-
Allegiance changes	-1	-2	-	+3	-
New council 94	16	24	24	-	64

General statistics

		Lambeth	London
May 1998	Electorate	183,477	5,010,999
May 1994	Electorate	174,828	4,872,088
Mid 1998 (LRC)	Resident population aged 18 and over	199,800	5,443,900
Mid 1994 (ONS)	Resident population aged 18 and over	202,400	5,409,200
May 1998	% unemployed	11.0	6.7
May 1994	% unemployed	20.1	12.9
April 1998	Band 'D' council tax	£647	£687
April 1994	Band 'D' council tax	£630	£534

% share of the poll

	Date	%poll	CON	LAB	LD	others				
						IDEM	ID	GRE	IND	COM
Angell	7.5.98	24.7	6.6	48.4	10.6	-	15.7	10.5	5.0	3.1
	5.5.94	36.1	5.6	44.8	19.0	22.9	-	7.7		
Bishop's	7.5.98	31.2	5.7	39.7	39.6	-	7.0	5.8	2.1	COM
	5.5.94	43.1	4.8	33.8	56.9	2.9	-	-	-	1.6
Clapham Park	7.5.98	36.6	21.5	44.6	34.0					
	5.5.94	44.5	37.2	38.5	24.2					
Clapham Town <i>by-election</i>	7.5.98	34.7	34.5	41.3	10.5	GRE	SP			
	14.11.96	34.7	30.4	41.9	25.5	13.7				
	5.5.94	46.0	36.1	36.9	27.1	1.5	0.7			
Ferndale <i>by-election</i>	7.5.98	22.1	9.5	53.8	14.7	GRE	IDEM	ID	IND	IND
	2.3.95	25.7	5.2	44.1	37.9	14.2	-	7.9		
	5.5.94	33.1	11.0	51.3	23.7	-	-	-	7.0	5.8
Gipsy Hill	7.5.98	35.8	46.0	38.2	7.0	8.7				
	5.5.94	44.4	41.5	34.5	17.5	6.5				
Herne Hill	7.5.98	30.4	18.7	48.5	13.3	GRE	SA	IDEM		
	5.5.94	46.5	33.0	43.7	12.3	14.3	5.2			
						9.3	-	1.7		
Knight's Hill <i>by-election</i>	7.5.98	37.2	17.9	41.1	35.2	5.7				
	21.3.96	37.5	23.9	36.8	38.0	1.3				
	5.5.94	42.2	44.7	33.3	22.0					
Larkhall <i>by-election</i>	7.5.98	31.9	5.7	45.5	32.1	IDEM	IND	GRE		
	1.5.97	56.9	11.4	55.3	29.0	-	9.1	7.6		
	5.5.94	35.1	9.5	45.9	42.7	-	-	4.3		
Oval	7.5.98	31.7	10.2	34.8	48.8	SP	MLAB	GRE	IDEM	
	5.5.94	45.1	7.3	28.4	47.8	6.2				
						-	8.6	6.5	1.4	
Prince's <i>by-election</i>	7.5.98	36.5	10.4	33.9	54.0	IND	IDEM	GRE	SDP	
	1.6.95	41.4	5.3	41.5	49.4	1.6				
	5.5.94	48.1	7.1	28.8	62.2	0.9	-	2.2	0.7	
						-	1.8			
St Leonard's	7.5.98	32.1	22.7	26.3	42.9	GRE				
	5.5.94	44.1	43.8	22.1	34.1	8.2				
St Martin's	7.5.98	26.7	18.7	55.3	13.5	GRE	IND			
	5.5.94	43.3	38.7	39.6	17.4	12.4				
						-	4.4			
Stockwell	7.5.98	30.1	7.6	41.5	41.5	GRE	IDEM			
	5.5.94	45.3	14.1	32.2	48.2	9.3				
						3.9	1.5			
Streatham Hill	7.5.98	31.8	9.7	27.8	50.3	GRE	SA			
	5.5.94	44.3	19.6	20.3	54.5	9.4	2.7			
						5.6				
Streatham South	7.5.98	41.0	35.8	56.7	7.5					
	5.5.94	49.7	48.8	34.2	17.0					
Streatham Wells	7.5.98	30.1	9.5	30.2	51.4	8.8				
	5.5.94	44.9	28.6	19.5	46.1	5.8				

	Date	%poll	CON	LAB	LD	GRE	IND	others
Thornton	7.5.98	42.6	6.4	46.2	42.5	4.9		
	5.5.94	54.4	22.0	33.3	39.3	-	5.5	
Thurlow Park	7.5.98	41.8	50.2	16.6	28.2	5.0		
	5.5.94	49.5	55.7	20.5	23.7			
Town Hall	7.5.98	27.0	9.1	50.7	14.4	20.1	5.7	
	5.5.94	39.0	21.0	47.4	18.2	13.3		
Tulse Hill	7.5.98	27.2	7.4	64.5	13.2	-	14.8	
	5.5.94	38.8	10.1	45.0	14.3	18.7	9.6	2.2
Vassall	7.5.98	30.3	6.1	45.6	35.7	9.3	3.3	
	5.5.94	36.2	8.6	36.1	43.3	7.9	-	4.1

Results

Angell

Vauxhall

Name	Party	Count
Hogan, Ambrose D.	LAB	946
Anyanwu, Donatus	LAB	906
Stevens, Simon	LAB	887
Butler, Thomas C	ID	315
Woolford, Raymond D.	ID	301
Morris, Andrew R.	ID	274
Bevan, Alan W.	LD	229
Hanna, Albere	GRE	197
Roy, Manjula	LD	194
Laming, Richard A C.	LD	178
Angel, Michael E.	CON	134
Angel, Sheila M	CON	134
Angel, Robert D.	CON	104
Owolade, Alexander	IND	95
Clifford, Peter	COM	59

No change

Bishop's

2 LAB gains from LD

Vauxhall

Name	Party	Count
Trusedale, Peter J.	LD	1,033
Boodram, Leslie D.	LAB	1,011
Bourne, Stephen T.	LAB	1,011
Moore, Catriona M.	LD	977
Williams, Gilbert E	LD	941
Smith, David M.A	LAB	938
Bastajian, Vahe	GRE	175
Winbourne, Barbara	CON	151
Howard, John	TR	144
Graham, Kenneth E.J.	CON	140
Firman, Avril	CON	133
de Bar, Nigelle P.	IND	58
Fuller, Simeon J	IND	46

Clapham Park

No change

Streatham

Name	Party	Count
Ling, Ruth M.	LAB	1,527
Doven, Roland L.	LAB	1,392
McEwan, Martin J.	LAB	1,378
Sanders, Darren	LD	1,154
Bryant, Matthew	LD	1,120
Gross, Clive	LD	1,005
Bassett, Richard F.	CON	698
Letizia, Gianfranco	CON	691
Forsdyke, Richard J.	CON	680

Clapham Town

1 LAB gain from CON

Vauxhall		
Henley, Christopher M.	LAB	1,382
English, Michael	LAB	1,268
Hewitt, Claudette V.	LAB	1,240
Gentry, Bernard A R.	CON	1,194
Swannick, John	CON	1,026
Green, David E.E	CON	1,025
Hardy, Ben G.	GRE	430
Gardner-Brown, Maria M.	LD	395
Baines, Malcolm I	LD	310
Mele, Maureen A.	LD	283

Ferndale

No change

Vauxhall		
Jarman, Richard P.	LAB	1,176
Abu-Bakr, Mohammed Z.	LAB	1,153
McGlone, Paul	LAB	1,115
Mitchell, Patrick R	LD	357
Shepherd, Penelope A	GRE	302
Medway, John R.	LD	294
Pinkava, Pavel	LD	287
Davis, Alison J.	CON	244
Calder, Andrew C	CON	181
Calder, Sheila	CON	181
Simms, Earl	ID	168

Gipsy Hill

No change

Dulwich and West Norwood		
Grigg, Janet	CON	1,525
A'Court, Russell J.	CON	1,338
Compton, Gareth F.T.	CON	1,330
Fraser, John D.	LAB	1,311
Semple, Neil	LAB	1,110
Smith, Philip P	LAB	1,061
Goodman, David S.	GRE	265
Evans, Timothy D.D.	LD	234
Thurburn, Andrew J.	LD	212
Stewart, Roger P.D	LD	191

Herne Hill

No change

Dulwich and West Norwood		
Dickson, James C.	LAB	1,415
McHugh, Kirsty E.	LAB	1,359
O'Connell, Peter G.	LAB	1,170
Davies, Evan A H.	CON	564
Robinson, Lewis	CON	500
Bennett, Andrew M	LD	464
Isfahan, Shah M.C.	CON	459
Mather, Timothy J.	GRE	387
Grigsby, Diane E.	LD	344
Raval, Dave B	LD	276
Hynes, William	SA	141

Knight's Hill

2 LAB gains from CON

Dulwich and West Norwood		
Connolly, Paul	LAB	1,554
Crooks, Colin F.	LAB	1,275
McConnell, Robert S.	LD	1,238
Williams, Netti M	LAB	1,180
Morris, Martin	LD	1,128
Robinson, Joel E.	LD	1,072
Ray, Nathalie	CON	602
Shaw, Thomas C D	CON	581
Tennyson, Graeme S.G.	CON	568
Parham, John E.	GRE	186

Larkhall

1 LAB gain from LD

Vauxhall		
Craig, Kevin D.	LAB	1,357
Bawden, Rupert	LAB	1,252
McAulay Green, Esther	LAB	1,112
Parry, Clive D	LD	970
Redfearn-Sinclair, Shane A	LD	872
Watson, George E	LD	782
Tapsell, Elizabeth A.	IND	413
Bewley, Henry	GRE	207
Sinclair, Penelope A.	CON	206
Gentry, Helen M.	CON	135
Trelawney, William M.	CON	121
Desouza, Joseph J.	IND	82

Oval

Vauxhall			No change
Crichton-Stuart, Marietta F.	LD	1,412	
Feenan, John	LD	1,267	
Sawdon, Andrew J.	LD	1,261	
Atkinson, Elizabeth J.	LAB	1,053	
Beer, Stephen T.	LAB	925	
Hayes, John P.	LAB	831	
Taylor, John B.	CON	404	
Sinclair, Christopher R.	CON	230	
Halfon, Robert H.	CON	190	
Hollifield, Anne E.	SP	166	

Prince's

Vauxhall			No change
Tuffrey, Michael W.	LD	1,204	
Fitchett, Keith E.	LD	1,134	
Lawman, Sandra J.	LD	1,095	
Clifton, Matthew	LAB	757	
Fletcher, Alistair S	LAB	725	
Salisbury-Jones, David N.	LAB	673	
Collier, Stephen J.	CON	235	
Hayes, Andrew	CON	218	
Wright, Jane A.	CON	209	
Wood, James A.H.	IND	34	

St Leonard's

Streatham			3 LD gains from CON
Bennett, Clive L.A.	LD	1,162	
Palmer, Brian J.	LD	1,103	
Giess, Roger J.	LD	1,092	
Bowdery, Sally A.	LAB	727	
Bowdery, Roger C.J.	LAB	703	
Carey, Brycchan	LAB	630	
Barker, Joanna M	CON	618	
Burkinshaw, Andrew W.	CON	580	
Kyle, Glyn M.	CON	580	
Fraser, Hugh R	GRE	213	

St Martin's

Streatham			1 LAB gain from CON
Brodie, Judith A.	LAB	1,189	
Franklin, Thomas G.	LAB	1,138	
Smith, Toren J.	LAB	1,049	
Baker, Claire M	CON	451	
Lawson, Michael	CON	363	
Young, Carolyn M.	CON	330	
Alman, Peter C J.	LD	296	
Marshall, Philip	LD	284	
Owens, Maureen J.	GRE	253	
Russell, Robert	LD	247	

Stockwell

Vauxhall			2 LAB gains from LD
Botterall, Anthony F.	LD	1,043	
David, Hugh H.	LAB	1,020	
Melville, Abigail	LAB	917	
Cumberbatch-Barnett, Catherine E	LD	884	
Must, Emma E.	LD	844	
Paul, Kamal K.	LAB	832	
Fraser, James	GRE	207	
Best, Keith L	CON	202	
Taylor, Virginia	CON	167	
Gibson, Elizabeth M	CON	140	

Streatham Hill

Streatham			No change
Fewtrell, June	LD	1,513	
O'Brien, Roger	LD	1,483	
Lumsden, Ashley G.	LD	1,413	
Ohen, John C.	LAB	865	
Islam, Syed A.	LAB	832	
Sabbagh, Daniel	LAB	737	
Bennett, Roger M.	CON	302	
Hunter, Anna M	CON	276	
Freeman, Sheila	GRE	275	
Stephens, David M D.	CON	274	
Coombs, Sally	SA	80	

Streatham South

3 LAB gains from CON

Streatham		
White, Alan M.	LAB	1,804
Kazantzis, John A.	LAB	1,738
Sargeant, Timothy C.	LAB	1,674
Bulmer, Fiona L	CON	1,130
Bays, Anthony W.	CON	1,104
King, Caroline M.E A.	CON	1,061
Trott, Lesley F.	LD	249
Trott, David C.J.	LD	236
Pitt, Allen R	LD	205

Streatham Wells

No change

Streatham		
Heather, Julian P.	LD	1,556
Clarke, Sheila	LD	1,467
Hayes-Mojon, Daphne K.	LD	1,419
Hill, Robert M.	LAB	964
Poole, Janet L.	LAB	850
Poole, Gordon F.	LAB	797
Liell, Anthony J.	CON	311
Liell, Lisabeth J.	CON	261
O'Gara, Michael N	GRE	254
Patient, Richard J.	CON	247

Thornton

2 LAB gains from LD

Streatham		
Hewitt, Anthony P.	LAB	1,178
Minns, Julie L.	LAB	1,129
Pindar, John	LD	1,080
Doyle, Robert J	LD	1,040
Randall, Claude S.N.	CON	170
Kotecha, Mark K.	CON	151
Allane, Lee	GRE	122

Thurlow Park

No change

Dulwich and West Norwood		
Whelan, Clare R.	CON	1,146
Whelan, John A.	CON	1,138
Barraclough, Charlotte	LD	669
Cornwall, Tom	LD	616
Fraser, Ann	LAB	415
Wilson, Paul W P	LAB	340
Rhys-Roberts, Matthew	GRE	113

Town Hall

No change

Streatham		
Curtis, Geraldine M.	LAB	1,432
Reed, Steven M.W.	LAB	1,311
Cattermole, Christopher N.	LAB	1,294
Baker, Roger C.L.	GRE	535
Binder, Elsie	LD	441
Mansfield, Rosaleen M	LD	361
Brack, Duncan M.R.	LD	345
Mackenzie-Smith, Alexander W.C.	CON	254
Hodgkinson, Amanda G.	CON	249
Tack, Katherine P.	CON	220
Coombs, Lawrence	SA	152

Tulse Hill

No change

Streatham		
Goddard, Teifion W.	LAB	1,663
Meldrum, Jacqueline A.	LAB	1,326
Sherrington, Johanna	LAB	1,245
Collins, William S B.	GRE	360
Mukhopadhyay, Catherine U.	GRE	338
Bouchier Hayes, Winifred H.	LD	319
Morland, Laura	LD	313
Wild, Sam	GRE	276
Mansfield, Charles L.	LD	236
Adkin, Michael	CON	172
Prior, John E.	CON	172
Pycock, Graham H	CON	140

Vassall

3 LAB gains from LD

Vauxhall		
Ussher, Katherine A.	LAB	1,299
Cruikshanks, Michael D.	LAB	1,298
McKenna, Alexander	LAB	1,266
Aina, Adeline	LD	1,030
Bowring, Geoffrey P.	LD	1,017
Denny, John F.	LD	981
Crush, Peter	GRE	262
Gibbon, Nicholas C	CON	179
Shakespeare, Anthony J.	CON	168
Taylor, Martin H.	CON	168
Garry, Michael J	IND	93

By-elections**Clapham Town**

14 November 1996

<i>Hogan, Eileen M.</i>	LAB	1,247
<i>Swannick, John</i>	CON	906
<i>Gardner-Brown, Maria</i>	LD	758
<i>Mitchell, Tean J.</i>	GRE	46
<i>McColl, Christopher I.</i>	SP	20

*Resignation of Callinan, Joseph (LAB)***Ferndale**

2 March 1995

<i>Adams, Simon H.</i>	LAB	982
<i>Abu-Bakr, Mohammed Z.</i>	LAB	963
<i>Bayliss, Euan J.</i>	LD	846
<i>Morris, Martin</i>	LD	824
<i>Valentine, Catherine</i>	IND	155
<i>Davis, Alison J.</i>	CON	129
<i>Woolford, Raymond D.</i>	IND	129
<i>Nayyar, Simon N.</i>	CON	100

*Resignation of Cooper-King, Denis E. (LAB)**Resignation of Harrison, John E. (LAB)***Knight's Hill**

LD gain from CON

21 March 1996

<i>McConnell, Robert S.</i>	LD	1,287
<i>Darby, Ian J.</i>	LAB	1,246
<i>Ross-Pears, Natalie C.</i>	CON	808
<i>Collins, William S.B.</i>	GRE	44

*Resignation of Evans, Peter J. (CON)***Larkhall**

No change

1 May 1997

<i>Craig, Kevin D.</i>	LAB	2,552
<i>Simpson, Jonathan A.</i>	LD	1,338
<i>King, Caroline</i>	CON	524
<i>Baker, Roger C.L.</i>	GRE	200

*Resignation of Jones, Margaret E. (LAB)***Princes**

No change

1 June 1995

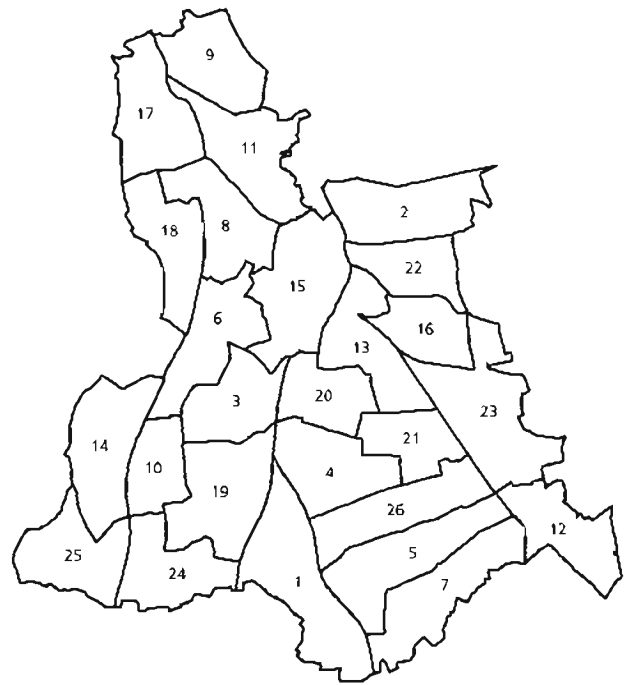
<i>Lawman, Sandra J.</i>	LD	1,222
<i>Leyland, Michael A.J.</i>	LAB	1,026
<i>Patient, Richard J.</i>	CON	131
<i>Freeman, Sheila</i>	GRE	55
<i>Boyle, Anne</i>	IND	21
<i>Chamberlain, Stephen R.</i>	SDP	17

Resignation of Liddle, Roger J (LD)

Lewisham

Labour administration

1	Bellingham	14	Horniman
2	Blackheath	15	Ladywell
3	Blythe Hill	16	Manor Lee
4	Catford	17	Marlowe
5	Churchdown	18	Pepys
6	Crofton Park	19	Perry Hill
7	Downham	20	Rushey Green
8	Drake	21	St Andrew
9	Evelyn	22	St Margaret
10	Forest Hill	23	St Mildred
11	Grinling Gibbons	24	Sydenham East
12	Grove Park	25	Sydenham West
13	Hither Green	26	Whitefoot



State of the parties, 1964-98

	CON	LAB	LD	other	total
7.5.98	2	61	4	-	67
5.5.94	1	63	3	-	67
3.5.90	6	58	3	-	67
8.5.86	17	50	-	-	67
6.5.82	26	41	-	-	67
4.5.78	23	44	-	-	67
4.5.74	11	49	-	-	60
13.5.71	4	56	-	-	60
9.5.68	44	16	-	-	60
7.5.64	15	45	-	-	60

% share of the poll, 1964-98

	% poll	CON	LAB	LD	other
7.5.98	29.7	21.4	55.6	12.9	10.2
5.5.94	41.0	22.4	60.0	14.9	2.7
3.5.90	45.2	30.9	54.1	6.5	8.5
8.5.86	45.6	34.6	47.1	15.5	2.8
6.5.82	41.5	35.0	40.2	24.3	0.6
4.5.78	43.6	45.1	49.7	1.4	3.8
4.5.74	36.6	35.3	54.7	8.6	1.4
13.5.71	41.8	33.8	63.2	1.8	1.1
9.5.68	35.7	61.0	35.4	2.7	0.9
7.5.64	34.7	36.3	54.0	9.2	0.5

Changes 1994-98

	CON	LAB	LD	other	total
Old council 98	1	60	2	3	66
Vacancies	-	1	-	-	1
By-elections	-	+1	-1	-	-
Allegiance changes	-	-3	-	+3	-
New council 94	1	63	3	-	67

General statistics

		Lewisham	London
May 1998	Electorate	175,022	5,010,999
May 1994	Electorate	172,649	4,872,088
Mid 1998 (LRC)	Resident population aged 18 and over	183,600	5,443,900
Mid 1994 (ONS)	Resident population aged 18 and over	186,900	5,409,200
May 1998	% unemployed	9.6	6.7
May 1994	% unemployed	17.2	12.9
April 1998	Band 'D' council tax	£683	£687
April 1994	Band 'D' council tax	£560	£534

% share of the poll

	Date	%poll	CON	LAB	LD	others		
Bellingham	7.5.98	26.1	21.4	62.2	16.3			
	5.5.94	38.2	21.5	78.5	-			
						GRE		
Blackheath <i>by-election</i>	7.5.98	29.6	21.8	60.2	18.0			
	1.5.97	64.9	28.8	53.3	14.5	3.5		
	5.5.94	44.2	25.4	60.8	13.8			
Blythe Hill	7.5.98	31.6	24.1	75.9	-			
	5.5.94	42.2	19.7	55.7	13.1	11.5		
Catford	7.5.98	34.6	33.8	51.0	15.2			
	5.5.94	45.2	41.6	47.5	11.0			
						GRE	SLAM	
Churchdown <i>by-election</i> <i>by-election</i>	7.5.98	35.4	20.7	46.7	32.6			
	1.5.97	64.9	28.9	55.7	13.2	2.3		
	24.7.97	27.5	21.7	42.2	29.5	1.1	5.5	
	5.5.94	44.7	22.6	57.9	19.5			
Crofton Park	7.5.98	31.3	20.0	58.6	-	21.4		
	5.5.94	42.8	18.5	66.0	15.5			
						ILIB	GRE	
Downham <i>by-election</i>	7.5.98	33.1	7.8	31.2	61.0			
	18.5.95	41.4	11.5	45.7	39.0	3.2	0.6	
	5.5.94	50.9	7.4	34.8	57.9			
						GRE		
Drake	7.5.98	24.9	10.5	57.2	-	32.3		
	5.5.94	33.6	9.6	58.2	14.6	17.6		
Evelyn	7.5.98	21.4	20.3	79.7	-			
	5.5.94	30.5	11.7	69.6	18.8			
Forest Hill	7.5.98	30.0	26.5	73.5	-			
	5.5.94	40.9	27.4	72.6	-			
Grinling Gibbons	7.5.98	23.0	10.7	66.9	-	22.4		
	5.5.94	31.0	9.6	63.7	11.5	15.1		
						GRE	IND	
Grove Park <i>by-election</i>	7.5.98	27.1	31.8	52.2	16.0			
	20.7.95	32.1	37.9	53.6	3.3	4.0	1.2	
	5.5.94	43.1	31.6	54.3	14.1			
						RES	SLAB	
Hither Green	7.5.98	27.6	17.8	58.4	-	12.9	10.9	
	5.5.94	38.3	28.2	71.8	-			
Horniman	7.5.98	35.6	33.9	46.7	19.4			
	5.5.94	45.6	37.4	47.4	15.2			
Ladywell	7.5.98	30.6	10.3	54.0	12.6	14.6	8.4	
	5.5.94	36.8	13.5	68.8	17.7			
						GRE	SA	
Manor Lee	7.5.98	35.2	15.3	53.4	16.3	12.7	2.2	
	5.5.94	46.1	14.7	70.0	15.3			
						ILAB	SA	NF
Marlowe	7.5.98	22.5	7.6	57.4	15.7	16.1	3.2	
	5.5.94	34.9	8.4	67.5	15.7	-	-	8.4
						SP	GRE	MLAB
Pepys <i>by-election</i>	7.5.98	28.2	6.8	45.4	-	31.3	16.5	
	25.4.96	22.2	9.5	63.1	3.5	-	10.5	13.5
	5.5.94	36.9	15.4	84.6	-			
Perry Hill	7.5.98	30.8	28.8	71.2	-			
	5.5.94	44.5	26.0	57.0	16.9			

	Date	%poll	CON	LAB	LD	others
Rushey Green	7.5.98	25.5	16.5	78.1	-	SA 5.4
	5.5.94	37.4	16.2	72.7	11.2	
St Andrew	7.5.98	31.3	25.7	59.8	14.5	IND
	5.5.94	47.6	23.5	45.9	26.3	4.4
St Margaret	7.5.98	34.7	25.1	56.1	18.8	
	5.5.94	47.6	24.3	60.7	15.0	
St Mildred	7.5.98	36.8	44.2	38.6	17.3	
	5.5.94	49.1	41.9	44.0	14.1	
Sydenham East	7.5.98	27.5	21.7	64.0	-	GRE 14.3
	5.5.94	37.7	21.1	64.2	-	14.8
Sydenham West	7.5.98	28.7	22.5	47.7	18.3	11.5
	5.5.94	40.4	22.5	57.8	19.7	
Whitefoot	7.5.98	31.8	21.2	40.6	38.2	
	5.5.94	41.7	33.4	53.0	13.6	

Results

Bellingham

Lewisham West			No change
O'Shea, John A.	LAB	959	
Stockbridge, Ronald J.	LAB	855	
Pratt, Rosemary A	CON	323	
Smith, Margaret R	CON	302	
Joyce, Michael L.P.	LD	238	

Blackheath

Lewisham East			No change
Moore, Gavin F.	LAB	957	
Brown, Andrew K.	LAB	937	
Baden-Hellard, Sally	CON	357	
Picton, Eleanor M	CON	328	
Stockley, Neil	LD	284	

Blythe Hill

Lewisham, Deptford			No change
Eytle, James L.H.	LAB	1,168	
Scott, Sylvia E.	LAB	1,144	
Anghelides, Bernard	CON	383	
Wilson, Richard C.	CON	352	

Catford

Lewisham West			No change
Taylor, Martin	LAB	1,052	
Burns, Joseph G.D.	LAB	956	
Stone, Derek A.	CON	693	
Barakat, Nicole O.	CON	636	
Griffiths, Owen T.	LD	300	

Churchdown

Lewisham East			No change
Bodimeade, David D.	LAB	1,112	
Conway, Kelly A.M.	LAB	1,099	
McGarrigle, Kathleen A.	LAB	1,037	
Prater, Joanne S.	LD	776	
Prater, Tim	LD	748	
Priddey, Cathy	LD	747	
Lee, Andrew J	CON	503	
Greensitt, Ghislaine P.	CON	475	
Lee, Ronald E.	CON	462	

Crofton Park

Lewisham, Deptford			No change
Crichlow, Fiona J.	LAB	1,576	
Garcha, Gurbakhsh S.	LAB	1,390	
Watt, Ruth M.	LAB	1,380	
Cole-Fennel, Neil S.	GRE	530	
Graham, Amanda T	CON	523	
Sutcliffe, Matthew L	CON	493	
Turner, Derek A.	CON	467	

Downham

1 LD gain from LAB

Lewisham East		
Huntbach, Matthew M.	LD	1,215
Stevens, Roy T.	LD	1,212
Walton, Ian	LD	1,097
Page, Judith C.	LAB	633
Awan, Mazhar	LAB	587
Arain, Ashtaq	LAB	583
Draper, Eglantine M.	CON	170
Vickers, Peter	CON	147
Westgate, Marguerite B.A	CON	136

Drake

No change

Lewisham, Deptford		
Adefiranye, Obajimi	LAB	1,081
Scott, Terence C.	LAB	1,001
Parmar, Jarman S.	LAB	1,000
Johnson, Darren P.	GRE	731
Trueman, Hayley	GRE	550
Walton, Dean M	GRE	457
Almqvist, Lars G.U.	CON	214
Makepeace, Miriam A.	CON	197
Whetstone, Norah M	CON	155

Evelyn

No change

Lewisham, Deptford		
Nottingham, Mark E.	LAB	1,227
Ng, Mee L.	LAB	1,084
Onuegbu, Crada N.	LAB	965
Harris, Derek W.	CON	297
Eaton, Catherine	CON	288
Ockendon, Joyce B.	CON	247

Forest Hill

No change

Lewisham, West		
Addison, Jacqueline A.	LAB	1,029
Paschoud, John	LAB	956
Elliott, Gaenor A.	CON	360
Porter, Frederick J.	CON	356

Grinling Gibbons

No change

Lewisham, Deptford		
Brown, David	LAB	1,248
Mohan, Man	LAB	1,140
Mallory, James	LAB	1,135
Mattey, Sharon L.	GRE	394
Kendon, Colin C.	CON	195
Mackay, Ian F.	CON	189
Hallett, Vera A	CON	180

Grove Park

No change

Lewisham East		
Green, Donovan A.	LAB	764
Morris, Paul G.	LAB	534
Atkinson, Victor N.	CON	398
Gander, Sally B.	CON	393
Marshall, Alan V.	LD	227
Adetona, Adebayo	LD	171

Hither Green

No change

Lewisham East		
Davies, Andrew	LAB	1,381
Fallon, Paul	LAB	1,244
Wilson, David C.	LAB	1,188
Glen, John P	CON	409
Olley, Barry J	CON	382
Newland, Hilda	CON	369
Hodge, Susan C.	IRE	293
Thurman, Audrey J.	IRE	268
Link, Anthony F.	SLAB	237

Horniman

No change

Lewisham West		
Whiting, David J.	LAB	1,314
Taylor, Kristine A.C.	LAB	1,288
Wise, Susan M.	LAB	1,239
Marriott, Maureen P	CON	960
Cramp, Charles R.	CON	950
Oakley, Paul J.	CON	881
Pooley, Brenda W	LD	533

Ladywell

No change

Lewisham, Deptford		
Iloghalu, Miriam A.	LAB	1,470
Morrison, Pauline S.	LAB	1,292
Newing, Paul	LAB	1,192
Lawrence, Janet	GRE	357
James, John E	LD	307
Freeman, Carolyn R.	CON	274
Kent, Nicholas H.	CON	261
Mulrenan, John A.	SLAB	235
Jagusiewicz, Eve J.M.	CON	217
Barber, David E	SLAB	201
Dunn, Terry	SLAB	182

Manor Lee		No change	St Andrew		No change
Lewisham East			Lewisham West		
Long, Madeliene M.	LAB	1,236	Handley, Carl R.	LAB	1,069
Sullivan, David P.	LAB	1,055	Amrani, Abdeslam	LAB	1,056
McKee, Patrick A.	LD	350	Shooter, Pamela B.B.	CON	463
Bellers, William L.	CON	334	Light, Robert S.	CON	452
Rice, Beryl A B	CON	321	Robinson, Roy S	LD	258
Borruso, Robert G	GRE	273			
Hammill, Danny C.	SA	48	St Margaret		No change
			Lewisham East		
Marlowe		No change	Donnelly, Kathryn C.	LAB	1,108
Lewisham, Deptford			Hastie, Jane F.	LAB	931
Padmore, Stephen	LAB	1,253	Barnett, Caroline P.F.	CON	464
Gordon, Annette L.	LAB	1,152	Finlay, Esther	CON	450
Maslin, Paul J.	LAB	1,092	Labrom, Joan	LD	342
Edwards-Capone, O'Caul G	ILAB	328			
Newman, Kate	LD	318	St Mildred		1 CON gain from LAB
Ward, Frank G.	CON	169	Lewisham East		
Ockendon, Colin S	CON	150	Anderson, Barrie P.	CON	1,516
Ward, Iris B	CON	142	Britton, David S.	CON	1,485
Abse, Tobias	SA	66	Carlisle, William M.	LAB	1,335
			McInnes, David J.	CON	1,324
Pepys		No change	Bravette, Ruffo	LAB	1,278
Lewisham, Deptford			Kabir, Mahmuda	LAB	1,164
Margaret Sandra	LAB	1,334	Hawkins, Linda F	LD	563
Hall, Alan D.	LAB	1,204			
Taylor, Nicholas J.W.	LAB	1,096	Sydenham East		No change
Page, Ian G.	SP	836	Lewisham West		
Cole-Fennel, Leandrina D.	GRE	441	Best, Chris	LAB	1,321
Wright, Hilda M	CON	189	Curran, Liam K.	LAB	1,211
Shead, Anthony W	CON	187	Pegg, Alan E.	LAB	1,159
Wright, James M.	CON	172	Dodd, Henriette L.	CON	458
			Squires, Raymond	CON	410
Perry Hill		No change	Tippett, Gwynfor	CON	384
Lewisham West			Wilson, Ronald P	GRE	274
Till, Alan R.	LAB	1,641			
Hastie, Colin S.	LAB	1,604	Sydenham West		No change
Holder, Michael V.	LAB	1,565	Lewisham West		
Bail, Margaret D	CON	679	Mills, Philip J.	LAB	1,232
Shooter, Huw L.	CON	640	Harris, Roger G.	LAB	1,204
Batterham, Timothy J.	CON	628	Stamirowski, Eva A.	LAB	963
			Gillis, Iona K	CON	570
Rushey Green		No change	Bradshaw, Angela	CON	554
Lewisham West			Pratt, Douglas	CON	478
Fitzsimmons, Peggy M.	LAB	1,087	Bennett, Mark A.	LD	436
Klier, Helen	LAB	1,065	Purmann, Regina E.	GRE	274
Bradshaw, Charles R.	CON	251			
Pawley, Roger G	CON	205			
Long, Nicholas R.	SA	74			

Whitefoot

1 LD gain from LAB

Lewisham East

Smith, Alan	LAB	592
Kisicki, Carl	LD	581
Large, Vanessa	LAB	577
Buxton, David C	LD	520
Richardson, Lloyd S	CON	309
Martin, Josie O	CON	301

By-elections**Blackheath**

No change

1 May 1997

Brown, Andrew K.	LAB	1,852
Stollery, Dorothy J.	CON	1,000
Prater, Tim	LD	503
Walton, Dean M.	GRE	121

*Resignation of Nash, Heidi A. (LAB)***Churchdown**

No change

1 May 1997

Bodimeade, David D.	LAB	2,533
Greensitt, Gilly	CON	1,315
Hawkins, Linda F.	LD	599
Trueman, Hayley	GRE	105

*Resignation of Jordan, Clive R. (LAB)***Churchdown**

No change

24 July 1997

McGarrigle, Kathleen A.	LAB	799
Prater, Tim	LD	558
Lee, Andrew J.	CON	411
Dunn, James T.	SLAB	104
Trueman, Hayley	GRE	20

*Resignation of Moran, Margaret (LAB)***Downham**

LAB gain from LD

18 May 1995

Stevens, Roy T.	LAB	1,215
Davies, Mai	LD	1,037
Olley, Barry J.	CON	306
Middleton, Henry	ILIB	86
Wilson, Ronald P	GRE	15

*Resignation of Morgan-Huws, Marc O. (LD)***Grove Park**

No change

20 July 1995

Green, Aaron D.	LAB	875
Anderson, Barrie P.	CON	619
Trueman, Hayley	GRE	66
Adetona, Adebayo	LD	53
Alcock, Toby R.	IND	19

*Resignation of Macdonald, John (LAB)***Pepys**

No change

25 April 1996

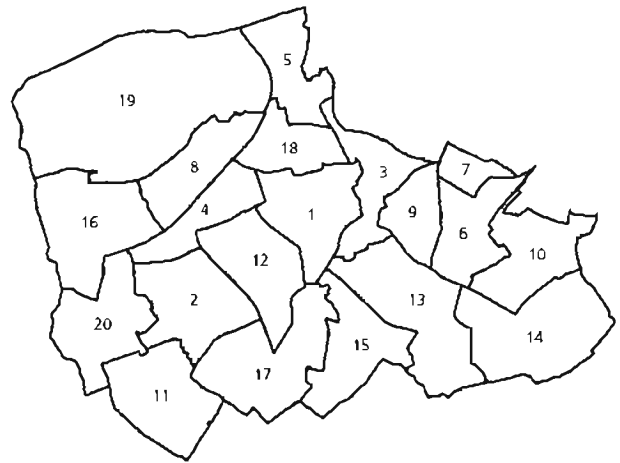
Hall, Alan D.	LAB	1,044
Suter, Michael P.	MLAB	223
Daniels, Jonathan W.	GRE	173
Richards, David M.	CON	157
Wells, Peter	LD	57

Death of Rudd, John C. (LAB)

Merton

Labour administration

1	Abbey	11	Lower Morden
2	Cannon Hill	12	Merton Park
3	Colliers Wood	13	Phipps Bridge
4	Dundonald	14	Pollards Hill
5	Durnsford	15	Ravensbury
6	Figge's Marsh	16	Raynes Park
7	Graveney	17	St Helier
8	Hillside	18	Trinity
9	Lavender	19	Village
10	Longthornton	20	West Barnes



State of the parties, 1964-98

	CON	LAB	LD	other	total
7.5.98	12	39	3	3	57
5.5.94	10	40	3	4	57
3.5.90	22	29	-	6	57
8.5.86	29	25	-	3	57
6.5.82	44	13	-	-	57
4.5.78	39	15	-	3	57
4.5.74	29	22	-	3	54
13.5.71	21	29	-	4	54
9.5.68	46	4	-	4	54
7.5.64	25	26	-	3	54

% share of the poll, 1964-98

	% poll	CON	LAB	LD	other
7.5.98	38.0	30.5	41.7	16.1	12.1
5.5.94	49.5	27.5	44.9	13.8	13.7
3.5.90	53.7	38.5	40.0	6.0	15.5
8.5.86	49.8	40.2	35.5	20.9	3.4
6.5.82	47.5	50.9	25.8	21.5	1.8
4.5.78	46.4	52.6	34.7	8.3	4.4
4.5.74	42.1	47.3	37.4	11.5	3.8
13.5.71	41.6	44.0	49.0	3.3	3.8
9.5.68	39.9	60.6	25.9	8.1	5.4
7.5.64	45.3	41.8	42.8	8.8	6.6

Changes 1994-98

	CON	LAB	LD	other	total
Old council 98	10	39	3	5	57
Vacancies	-	-	-	-	-
By-elections	-	-	-	-	-
Allegiance changes	-	-1	-	+1	-
New council 94	10	40	3	4	57

General statistics

		Merton	London
May 1998	Electorate	130,656	5,010,999
May 1994	Electorate	127,884	4,872,088
Mid 1998 (LRC)	Resident population aged 18 and over	140,100	5,443,900
Mid 1994 (ONS)	Resident population aged 18 and over	139,500	5,409,200
May 1998	% unemployed	4.1	6.7
May 1994	% unemployed	9.4	12.9
April 1998	Band 'D' council tax	£750	£687
April 1994	Band 'D' council tax	£495	£534

% share of the poll

	Date	%poll	CON	LAB	LD	GRE	IND	others	
Abbey	7.5.98 5.5.94	34.2 47.0	24.0 23.0	49.8 47.9	16.8 9.4	9.4 17.1	9.4 2.6		
Cannon Hill	7.5.98 5.5.94	45.7 53.5	36.8 33.2	44.6 46.3	12.9 15.2	5.7 5.3			
Colliers Wood	7.5.98 5.5.94	36.8 45.3	12.9 13.9	49.6 52.2	9.0 10.8	28.5 23.2			
Dundonald	7.5.98 5.5.94	41.1 56.0	25.4 28.4	46.0 49.6	15.3 11.9	13.3 10.1			
Durnsford <i>by-election</i>	7.5.98 29.6.95 5.5.94	43.3 38.4 54.8	35.9 33.5 35.6	44.5 42.5 45.0	13.0 18.3 13.4	6.6 5.7 5.9			
Figge's Marsh <i>by-election</i>	7.5.98 16.3.95 5.5.94	31.0 33.0 48.7	22.2 34.4 29.2	56.2 58.5 55.2	14.4 4.6 9.5	7.3 2.5 6.0			
Graveney	7.5.98 5.5.94	33.7 49.9	17.1 20.8	65.8 64.6	11.4 10.7	5.6 3.8			
Hillside	7.5.98 5.5.94	36.9 43.9	46.6 45.7	27.1 28.6	17.5 18.2	8.8 7.4			
Lavender	7.5.98 5.5.94	28.8 45.9	17.9 18.8	58.0 68.9	15.3 12.3	8.8			
Longthornton	7.5.98 5.5.94	37.4 51.1	34.3 14.4	53.4 39.2	12.3 6.6	- 39.8			
Lower Morden	7.5.98 5.5.94	45.0 49.8	48.3 37.4	35.5 39.1	11.5 15.2	4.8 8.3			
Merton Park	7.5.98 5.5.94	43.0 52.8	26.4 18.9	16.7 19.0	6.9 4.6	50.1 57.4			
Phipps Bridge	7.5.98 5.5.94	31.7 44.7	23.1 20.8	53.1 59.6	13.3 9.7	10.5 -	10.5 9.9		
Pollards Hill	7.5.98 5.5.94	33.7 48.9	22.9 23.1	59.5 60.6	10.6 16.3	7.0			
Ravensbury	7.5.98 5.5.94	36.2 48.8	20.4 17.4	49.3 60.0	13.1 11.8	5.7 6.3	8.1 2.6	BNP 3.5 -	MRL 1.9
Raynes Park	7.5.98 5.5.94	43.4 46.3	42.9 43.1	21.3 30.1	30.4 19.7	5.3 7.1			
St Helier	7.5.98 5.5.94	35.6 50.2	25.1 22.9	45.5 61.3	14.4 10.2	9.7 5.6	5.3		
Trinity	7.5.98 5.5.94	37.8 56.9	29.2 28.6	44.7 43.7	16.3 16.7	9.9 6.8	9.9 4.2		
Village	7.5.98 5.5.94	38.4 44.9	57.3 56.7	21.4 17.6	13.1 19.5	8.2 6.3			
West Barnes	7.5.98 5.5.94	46.0 54.5	25.4 26.6	28.2 27.2	41.7 33.8	4.6 5.2	4.6 7.3		

Results**Abbey**

Wimbledon

No change

Assinen, Susan	LAB	1,162
Carter, John K.	LAB	1,138
Karim, Mohammad A.	LAB	1,101
Connon, Margaret A.	CON	578
Leek, Andrew M A	CON	535
Holmes, James D.R.	CON	523
Barker, Elizabeth J.	LD	478
Roe, Michael C.	LD	349
Houlihan, John P	LD	319
Barrow, Jacqueline L.	GRE	265
Coxon, Mark A.	GRE	223
Naqvi, Syed A.A.	GRE	156

Cannon Hill

Wimbledon

No change

Mannion, Michael J.	LAB	1,354
White, Brian	LAB	1,308
Lucas, Charles	LAB	1,269
Grundy, Michael A.	CON	1,090
Gillmor, David W	CON	1,088
Pethen, Joan	CON	1,060
Larkin, Peter	LD	459
Oxford, Christopher A	LD	352
Surey, Mark C.	LD	329
Barker, John R.	GRE	166

Colliers Wood

Mitcham and Morden

No change

Knight, Sheila	LAB	1,298
Reynolds, George D.	LAB	1,293
Holt, Adrian P.	LAB	1,099
Walsh, Thomas J	GRE	960
Ward, Jacqueline L.	GRE	597
Walters, Lois	GRE	567
Ali, Margaret K	CON	324
Grabham, Andrea J	CON	319
Butt, Kenneth M	CON	315
Kirwan, Laura A.	LD	288
Siemaszko, Marek	LD	161

Dundonald

Wimbledon

No change

Bampton, Barbara M.	LAB	1,233
Brunt, Michael A.	LAB	1,128
Pickover, John S.	LAB	1,000
Elvidge, John A.	CON	661
Daly, David T P	CON	609
Hall, Andrew W	CON	587
Bezkorowajny, David T.	GRE	446
Taylor, Jennifer C.	LD	388
Eglington, Blaise C	LD	369
Packer, Rosamund A	LD	364
Barrow, Jennifer H.	GRE	285
Langley, Christina M.	GRE	240

Durnsford

Wimbledon

No change

Paton, Joyce G.	LAB	813
Thompson, Mark A.	LAB	805
Mitchell, Elisabeth L	CON	668
Ahmad, Tariq M.	CON	635
Harlow, Sally A.	LD	280
Harbron, Stephen K	LD	193
Garrett, John A.	GRE	119

Figge's Marsh

Mitcham and Morden

No change

Stanford, Geraldine P.	LAB	1,396
Connellan, Daniel F.	LAB	1,298
Judge, Andrew J.	LAB	1,285
Aitken-Davies, Richard	CON	596
Lewis, Kathleen A.	CON	526
Qureshi, Mohammed Y.	CON	450
Geldart, Malcolm T	LD	339
Cluer, Francis E R.	GRE	172

Graveney

Mitcham and Morden

No change

Kirby, Linda C.	LAB	908
Abrams, Joseph B.	LAB	898
Jewson, Maureen G.	CON	240
Nadarajah, Anton I	CON	229
McKenna, James J.	LD	194
Plessier, Marc J-Y.	LD	120
Crowhurst, Emma-Ruth	GRE	77

Hillside

Wimbledon		No change
Harwood, Richard J.	CON	1,254
Williams, David T.	CON	1,222
Grayling, Christopher S.	CON	1,194
Bickerstaff, Christine M.	LAB	804
Luff, Brian A	LAB	683
North, Laurence G.	LAB	649
Fowler, Carmel A.	LD	521
Pyke-Lees, John W.	LD	479
Sood, Kamaljit S.	LD	377
Garrett, Margaret A	GRE	231

Lavender

Mitcham and Morden		No change
Macauley, Edith J.C.	LAB	971
Searle, Malcolm R.	LAB	862
Jewson, John E.	CON	302
Miles, Michael G.	CON	264
Conway, Bernard W.	LD	242
Miskin, Sarah J.	GRE	139

Longthornton

Mitcham and Morden		1 LAB gain from REA
Cairns, John D.	LAB	1,371
Chaudhry, Abdus S.	LAB	1,314
Livingstone, Karen F.	LAB	1,279
Jeffreys, David P.	CON	910
Kirby, Geraldine V.M.	CON	843
Dookhie, Ramdehol	CON	790
Ahmad, Tariq	LD	318
Juster, Dean R.	LD	298
Hurst, Heather M.	LD	297

Lower Morden

Mitcham and Morden		2 CON gains from LAB
Daniels, Terence J.	CON	1,424
Jones, Janet	CON	1,397
Morss, Peter J.	CON	1,310
Gallant, Cyril I.	LAB	1,051
Draper, Nicholas G.	LAB	1,012
Monks, Anna M.	LAB	973
Holloway, David M.	LD	357
Pearce, Patricia E.	LD	357
Stacey, Graham L.	LD	268
Boulding, Stephen C.	GRE	137

Merton Park

Wimbledon		No change
Child, Desmonde E.T.	IRE	1,506
Smith, Bridget G.	IRE	1,496
Nelson-Jones, John A.	IRE	1,413
Coote, Mark S.	CON	811
Cox, Ronald	CON	775
Muncey, Gavin J.	CON	739
Fitzgerald, Michael A.	LAB	531
Khan-Zada, Aejaz A.	LAB	473
Stephens, Roger A	LAB	468
O'Boyle, John A	LD	202

Phipps Bridge

Mitcham and Morden		No change
Munn, Thomas I.	LAB	1,386
Harper, Paul	LAB	1,362
Saunders, Judith C.	LAB	1,176
Lundie, Sally	CON	598
Mansfield, Barbara J.	CON	584
Farrance, Roger A.	CON	521
Pizey, Nicholas	LD	328
Bannister, Robin	GRE	258

Pollards Hill

Mitcham and Morden		No change
Cole, John H.	LAB	1,248
Makin, Russell J.	LAB	1,065
Syed, Mohammad A.	LAB	1,026
Blythe, Pauline	CON	552
Garbutt, Jason R	CON	418
Chong, Harris Y.	CON	317
Wren, Nicholas R.G.	LD	204
Whitehead, Paul M	LD	191
O'Neill, Keith R.	GRE	130

Ravensbury

Mitcham and Morden		No change
Jones, Philip M.	LAB	1,294
Smith, Peter J.	LAB	1,229
McCabe, Peter J.	LAB	1,215
Earnshaw, Thelma T.	CON	560
McLeod, Roderick W	CON	508
Mitchell, Cyril J	CON	479
Jennings, Violet	LD	330
Sullivan, Terence J.	IND	205
Miskin, Nicholas F.G.	GRE	143
Dell, Ian B	BNP	88

Raynes Park

No change

<u>Wimbledon</u>		
Brierly, Margaret A.	CON	1,375
Bell, Robert S.K.	CON	1,310
Beddoe, Neville E.	CON	1,272
Hurst, David P	LD	965
Moss, Gail	LD	922
Pugh, Louise N.	LD	915
Foster, Shoshana	LAB	725
Taulbut, Anne E.	LAB	662
Patel, Haribhai C	LAB	580
Parkin, Brian	GRE	164

St Helier

No change

<u>Mitcham and Morden</u>		
Pearce, Dennis	LAB	1,178
Martin, Eunice M.	LAB	1,083
Spacey, Michael A.	LAB	1,025
Guy, Keith W.A.	CON	682
Raymond, Gordon H.	CON	566
Williams, Anne M.	CON	565
Plessier, Caroline A.	LD	346
Boulding, Susan N.	GRE	233
Andrews, Robert	BNP	128

Trinity

No change

<u>Wimbledon</u>		
Guy, Vivien R.	LAB	1,082
Abrams, Kingsley J.	LAB	1,061
Barasi, Paul	LAB	981
Kilsby, Dorothy R.	CON	696
Brewer, Nicholas E	CON	689
Hogg, Alan R.	CON	657
Hutchinson, Peter J.	LD	411
Rennie, Neil R.	LD	368
Ralph, Bonita	LD	360
Gardiner, Steven P.	GRE	230

Village

No change

<u>Wimbledon</u>		
Jones, Allan H.	CON	1,337
George, Samantha L.	CON	1,330
Housden, Christopher G.	CON	1,328
Holman, Martin M.D.	LAB	534
Leggett, Denise M.	LAB	494
Wilshire, Kenneth J	LAB	467
Rumney, Philip C.	LD	317
Dix, Anthony A.W.	LD	300
Tibbetts, Richard K	LD	298
Dennis, Ernest D	GRE	191

West Barnes

No change

<u>Wimbledon</u>		
Willott, Jennifer N.	LD	1,360
Dysart, Iain D.StC	LD	1,317
Harris, Nicholas P.	LD	1,251
Edwards, Barry L T.	LAB	916
Nixon, Stephen K.	LAB	882
Loughman, Patrick J.	LAB	855
Batchelor, Linda	CON	816
Jessop, David	CON	799
Scott, Roderick F	CON	780
Davidson, Julian	GRE	145

By-elections**Durnsford**

No change

<u>29 June 1995</u>		
Paton, Joyce G.	LAB	700
Fortescue, Jean A.	CON	552
Harbron, Stephen K.	LD	302
Thacker, Rajeev K.	GRE	94
<u>Death of Kennedy, Arthur M. (LAB)</u>		

Figge's Marsh

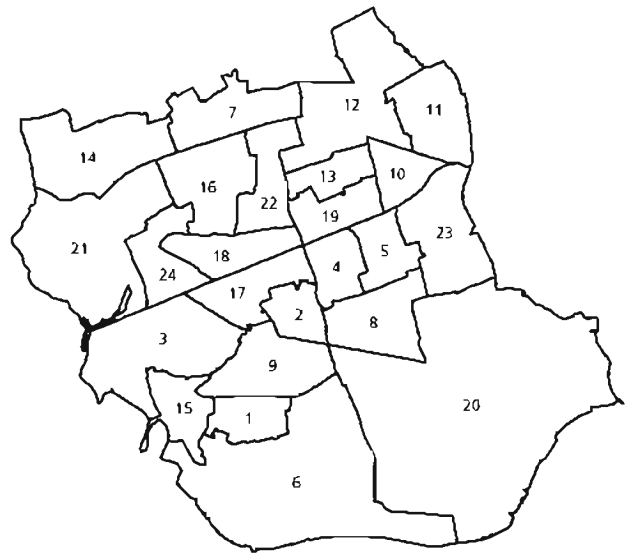
No change

<u>16 March 1995</u>		
Judge, Andrew J.	LAB	1,403
Brown, Selvin	CON	825
Plessier, Marc J.-Y.	LD	109
Thacker, Rajeev K.	GRE	61
<u>Death of Proctor, David R. (LAB)</u>		

Newham

Labour administration

1 Beckton	12 Manor Park
2 Bemersyde	13 Monega
3 Canning Town and Grange	14 New Town
4 Castle	15 Ordnance
5 Central	16 Park
6 Custom House and Silvertown	17 Plaistow
7 Forest Gate	18 Plashet
8 Greatfield	19 St Stephen's
9 Hudsons	20 South
10 Kensington	21 Stratford
11 Little Ilford	22 Upton
	23 Wall End
	24 West Ham



State of the parties, 1964-98

	CON	LAB	LD	other	total
7.5.98	-	60	-	-	60
5.5.94	-	59	1	-	60
3.5.90	2	57	1	-	60
8.5.86	-	60	-	-	60
6.5.82	-	54	6	-	60
4.5.78	-	57	-	3	60
4.5.74	-	51	-	9	60
13.5.71	-	53	-	7	60
9.5.68	6	30	3	21	60
7.5.64	-	50	-	10	60

% share of the poll, 1964-98

	% poll	CON	LAB	LD	other
7.5.98	28.4	17.1	56.0	8.1	19.6
5.5.94	37.6	20.1	56.6	11.5	11.9
3.5.90	36.5	24.0	55.5	7.4	13.1
8.5.86	34.9	18.0	58.5	21.0	2.5
6.5.82	31.4	10.7	54.8	28.9	5.6
4.5.78	31.1	18.0	62.5	-	19.5
4.5.74	22.5	9.3	63.5	4.4	22.8
13.5.71	29.4	8.1	66.0	2.7	23.3
9.5.68	25.1	17.2	40.5	6.3	36.0
7.5.64	27.9	6.1	61.6	15.4	16.9

Changes 1994-98

	CON	LAB	LD	other	total
Old council 98	-	60	-	-	60
Vacancies	-	-	-	-	-
By-elections	-	-	-	-	-
Allegiance changes	-	+1	-1	-	-
New council 94	-	59	1	-	60

General statistics

		Newham	London
May 1998	Electorate	146,019	5,010,999
May 1994	Electorate	151,895	4,872,088
Mid 1998 (LRC)	Resident population aged 18 and over	167,300	5,443,900
Mid 1994 (ONS)	Resident population aged 18 and over	161,800	5,409,200
May 1998	% unemployed	12.0	6.7
May 1994	% unemployed	20.6	12.9
April 1998	Band 'D' council tax	£680	£687
April 1994	Band 'D' council tax	£594	£534

% share of the poll

	Date	%poll	CON	LAB	LD	others				
Beckton	7.5.98	25.2	18.5	63.1	-	BNP	IND			
	5.5.94	39.9	19.0	40.0	-	18.5	9.7			
Bemersyde	7.5.98	31.6	-	71.9	-	NIND				
	5.5.94	43.8	38.1	48.8	13.1	28.1				
Canning Town and Grange <i>by-election</i>	7.5.98	22.8	13.7	57.6	13.6	BNP	NIND			
	1.5.97	53.7	19.0	53.4	9.6	15.1	4.2			
	5.5.94	34.1	48.1	51.9	-	13.9				
Castle	7.5.98	31.0	30.7	69.3	-					
	5.5.94	37.4	16.1	60.7	23.2					
Central <i>by-election</i>	7.5.98	33.2	18.2	54.8	-	SLAB	BNP			
	23.1.97	26.2	20.5	72.3	-	27.0	7.2			
	5.5.94	38.1	12.6	73.6	13.8					
Custom House and Silvertown	7.5.98	23.2	22.9	46.7	9.6	BNP	NIND	IND		
	5.5.94	39.2	19.5	43.1	-	11.2	9.6	15.9		
Forest Gate <i>by-election</i>	7.5.98	29.5	14.7	44.6	18.7	GRE	SLAB	IND	BNP	
	21.11.96	23.4	13.0	48.1	4.0	-	22.0	8.8	5.5	
	5.5.94	38.1	14.7	55.9	14.2	-	20.7			
Greatfield	7.5.98	28.9	15.3	47.5	13.7	ILD	NIND	ND		
	5.5.94	45.7	23.0	39.1	22.9	-	15.9	7.5		
Hudsons	7.5.98	26.1	19.3	62.6	18.1					
	5.5.94	38.9	46.6	53.4	-					
Kensington	7.5.98	33.8	19.9	80.1	-					
	5.5.94	45.9	7.9	58.5	33.5					
Little Ilford <i>by-election</i>	7.5.98	26.6	10.4	44.4	-	IND	SLAB	NIND	BNP	
	1.5.97	56.4	11.6	63.1	10.6	19.2	16.4	9.6	4.1	
	5.5.94	36.4	13.6	71.1	15.3	-	-	10.6		
Manor Park	7.5.98	28.2	16.8	40.4	15.6	-	27.1			
	5.5.94	39.2	14.7	69.7	15.6					
Monega	7.5.98	35.3	11.9	66.4	11.4	-	10.3			
	5.5.94	41.8	13.9	64.5	-	21.6				
New Town	7.5.98	25.2	18.0	61.4	-	GRE	NIND			
	5.5.94	32.2	19.5	67.3	-	-	20.5			
Ordnance <i>by-election</i>	7.5.98	30.3	6.9	41.7	16.5	IND	BNP	ILD	GRE	NIND
	23.10.97	20.5	5.5	62.2	13.2	25.3	9.6	-	-	7.9
	5.5.94	33.1	15.6	45.1	12.1	-	11.2	18.0	9.3	
Park	7.5.98	28.0	17.8	59.1	23.2					
	5.5.94	33.8	20.0	80.0	-					
Plaistow	7.5.98	26.3	30.3	69.7	-	ILD	GRE			
	5.5.94	34.3	19.3	54.7	-	16.1	9.8			
Plashet	7.5.98	30.3	24.8	60.1	-	GRE	SLAB			
	5.5.94	35.4	20.3	61.5	-	-	15.0			
						18.2				

% share of the poll

	Date	%poll	CON	LAB	LD	others				
						SLAB	IND			
St Stephen's	7.5.98	34.8	11.2	57.6	-	17.7	13.5			
	5.5.94	36.4	21.7	78.3	-					
South <i>by-election</i> <i>by-election</i>	7.5.98	24.5	16.3	53.0	17.5		IND	BNP	ND	NIND
	1.5.97	57.3	20.2	53.7	13.7	-	-	7.3	5.8	
	26.1.95	24.5	16.9	51.5	8.9	-	-	9.3	-	3.0
	5.5.94	37.4	20.1	35.3	29.9	14.6		12.9	-	9.9
Stratford	7.5.98	27.2	12.7	65.5	-		GRE	NIND	MRL	
	5.5.94	34.5	11.5	59.3	21.7	7.4	-	15.1	6.8	
Upton	7.5.98		uncontested							
	5.5.94	38.1	15.2	69.1	15.7					
Wall End	7.5.98	34.2	22.7	47.5	-	RES	SLAB	IND	GRE	
	5.5.94	37.1	13.6	48.8	15.5	21.7	8.1	-	-	15.4
West Ham	7.5.98	24.5	14.0	72.2	-		BNP			
	5.5.94	29.2	24.8	75.2	-		13.8			

Results**Beckton**

Poplar and Canning Town

		No change
Knight, Maureen	LAB	688
Ruiz, Sarah J.	LAB	461
Hart, Peter	BNP	168
Lucker, Nigel	CON	168

Bemersyde

West Ham

		No change
Turner, Victor F.	LAB	898
Vincent, Gregory J.	LAB	815
Freeman, Donald	NIND	334

Canning Town and Grange

Poplar and Canning Town

		No change
Furness, Clive W.	LAB	797
Wales, Robert A.	LAB	617
Morley, Brendan M.	CON	191
Davidson, Michael	BNP	186
Chater, Kathleen A.	LD	167
Pearce, Simon N C	CON	145

Castle

East Ham

		No change
McGladdery, David P.	LAB	1,096
Ahmad, Mahmood	LAB	914
Lindsay, Linda V	CON	445

Central

East Ham

		No change
Leitch, June E.D.	LAB	992
Skyers, Mary M.A.	LAB	945
Khan, Imran	SLAB	478
Smith, Leslie A.	CON	321

Custom House and Silvertown

Poplar and Canning Town

		No change
Chapman, William A.	LAB	1,022
Brown, Lyn C.	LAB	1,012
Rackley, Christopher T.	LAB	916
Gladstone, David C	CON	524
Boden, Christopher P.	CON	479
Lewis, Ann L.	CON	440
Kitchener, John	BNP	254
Marion, Mathew	BNP	232
Reeves, Brian	BNP	220
Brown, Colin J.	NIND	202
Laird, Elizabeth	LD	202

Forest Gate

West Ham

		No change
Brickell, Paul M.	LAB	1,260
McAuley, Conor M.	LAB	1,051
Ahmad, Shama M.	LAB	1,045
Brook, Anne E J.	SLAB	553
Gray, John	LD	469
Hennesy, Armynt	CON	369

Greatfield		No change	Monega		No change
East Ham			East Ham		
Jenkins, Kevin J.	LAB	1,274	Brown, William H.	LAB	1,415
Corbett, Ian K.	LAB	1,138	Hudson, Lester T.	LAB	1,036
Fone, Valerie M.J.	LAB	1,046	Postles, Graham E.	CON	219
Jones, Frederick C.	NIND	408	Tee, Jean M.	LD	211
Hopes, Lillian A	NIND	380	Gerald, Theresa J	SLAB	190
Costantino, Caroline	CON	372			
Macdonald, Terence C.	NIND	370	New Town		No change
King, Kathleen V.	LD	332	West Ham		
Hipperson, Michael B	ND	183	McAlmont, Anthony B.	LAB	715
			Vaughan, Winston	LAB	660
Hudsons		No change	Gibb, Elizabeth	CON	263
West Ham			Stewart, Ligaya	NIND	230
Collier, Bryan A.	LAB	1,130	Gradosielska, Danuta A.	CON	141
Lane, Graham J.	LAB	1,015			
Wilson, Neil J.	LAB	997	Ordnance		No change
Juhanson, Carl E.	CON	322	Poplar and Canning Town		
Lewis, Gill	LD	303	Collier, Marie S.	LAB	475
			Harris, Megan	LAB	407
Kensington		No change	Craig, Alan	IND	311
East Ham			Stafford, Benjamin	IND	225
Marway, Sukhdev S.	LAB	1,288	Guest, Peter R.W.	LD	175
Ali, Sardar	LAB	1,189	Francis, Kenneth F.	BNP	101
Postles, Barbara M	CON	307	Alden, Geraldine M	CON	78
			Arnopp, Richard J.	CON	67
Little Ilford		No change			
East Ham			Park		No change
Baikie, Andrew R.E.	LAB	1,106	West Ham		
Crawford, Richard J.	LAB	1,098	Griffiths, Alan	LAB	1,193
Ejiofor, Joseph	LAB	946	Chaudhary, Akbar A.	LAB	1,171
Berry, Brian W.	IND	453	Saunders, John E.	LAB	1,072
Natt, Malkjit S.	SLAB	387	Fox-Davies, Richard	LD	449
Ready, Kenneth J	CON	246	Maze, Brian I	CON	345
Phillips, Josephine	NIND	228			
			Plaistow		No change
Manor Park		No change	West Ham		
East Ham			Warwick, Frederick	LAB	1,083
Gilles, David	LAB	1,220	Ahmed, Riaz	LAB	1,011
Singh, Amarjit	LAB	1,119	Laguda, Joy	LAB	1,008
Khan, Qaisra E.	LAB	1,047	Blint, Eva	CON	449
Choudhury, Tawfique A	SLAB	758			
Craig, Susan M	CON	469			
Robinson, William A.	LD	437			

Plashet		No change	Stratford		No change
West Ham			West Ham		
Thorne, John P.	LAB	1,231	Riley, James C.	LAB	770
Nandra, Rupinder	LAB	1,192	Newstead, James G.	LAB	699
Jabbal, Harbans S.	LAB	1,175	Stewart, Alan H.	NIND	192
Rafiq, Nafis	CON	600	Loughran, Conor J.	NIND	146
Child, Josephine M.	CON	482	Nadolski, Nigel R	CON	142
Roberts, Barry W	CON	402	Jug, Lord T	MRL	76
Thatcher, Caron L.	SLAB	300			
St Stephen's		No change	Upton		No change
East Ham			West Ham		
Desai, Unmesh	LAB	1,038	Ali, Nurul H.	LAB	Unopposed
Shakoore, Abdul	LAB	933	Sheikh, Abdul K.	LAB	Unopposed
Ali, Yasmin A.	SLAB	302	Virdee, Harvinder S.	LAB	Unopposed
Balakrishnan, Balakrishnan S.	IND	231			
Lindsay, Stewart	CON	192	Wall End		No change
			East Ham		
South		1 LAB gain from LD	Sparrowhawk, Edward H.	LAB	1,267
East Ham			Sathianesan, Paul D.	LAB	1,252
Kellaway, Alec J.	LAB	1,930	Mangat, Kulwant S.	LAB	1,081
Peppiatt, Quintin	LAB	1,763	Worth, Jeannette A.	CON	633
Seddon, Christopher J.	LAB	1,703	Aird, Terence J.	REA	594
Bell, Stephen T	LD	595	Hashmi, Zubaida N.	CON	513
Weare, Glyn A	CON	570	Hafeez, Bashir-Ul	REA	505
Costantino, Antony M.	CON	539	Sikorski, Carolyn M.	SLAB	206
Lee, Caroline E.	BNP	283			
Smith, Colin	BNP	240	West Ham		No change
Lee, Jay	BNP	224	West Ham		
Anderson, Ian H.M.	ND	196	Manley, Ronald	LAB	949
			Cabbage, Graeme M.	LAB	775
			Meaby, Charles R.P.G	CON	222
			Borg, Paul	BNP	165
			Meaby, Khatija S B.	CON	112

By-elections

Canning Town and Grange		No change	Central		No change
1 May 1997			23 January 1997		
Furness, Clive W.	LAB	1,567	Ali, Sardar	LAB	910
Boden, Christopher	CON	558	Costantino, Carol A.	CON	258
Davidson, Michael P.	BNP	407	Davidson, Michael P.	BNP	91
King, Kathleen V.	LD	282	Resignation of Allen, Christopher B. (LAB)		
Woodman, Keith W.	NIND	122			
Resignation of Horwood, Dennis R. (LAB)					

Forest Gate

No change

21 November 1996

Cabbage, Graeme M.	LAB	757
Brook, Anne E.J.	SLAB	326
Riddoch, Ian A.	CON	205
Dodd, Fergus M.	IND	138
Smith, Colin D.	BNP	86
Lutzeier, Elizabeth C.	LD	63

*Resignation of Carpenter, Glynis A. (LAB)***Little Ilford**

No change

1 May 1997

Ejiofor, Joseph	LAB	2,450
Hashmi, Zubaida N.	CON	449
Oxford, David C.	LD	413
Jones, Frederick C.	NIND	410
Smith, Pauline	BNP	158

*Resignation of Timms, Stephen C. (LAB)***Ordnance**

No change

23 October 1997

Harris, Megan	LAB	465
Guest, Peter R.W.	LD	99
Francis, Kenneth F.	BNP	84
Macdonald, Terence C.	NIND	59
Arnopp, Richard J.	CON	41

*Resignation of Jorsling, Judith A. (LAB)***South**

No change

26 January 1995

Ruiz, Sarah	LAB	1,441
Boden, Christopher	CON	473
Hart, Peter	BNP	360
Thompson, Alex	NIND	276
Laird, Elizabeth	LD	248

*Death of Jenkinson, Thomas A. (LAB)***South**

No change

1 May 1997

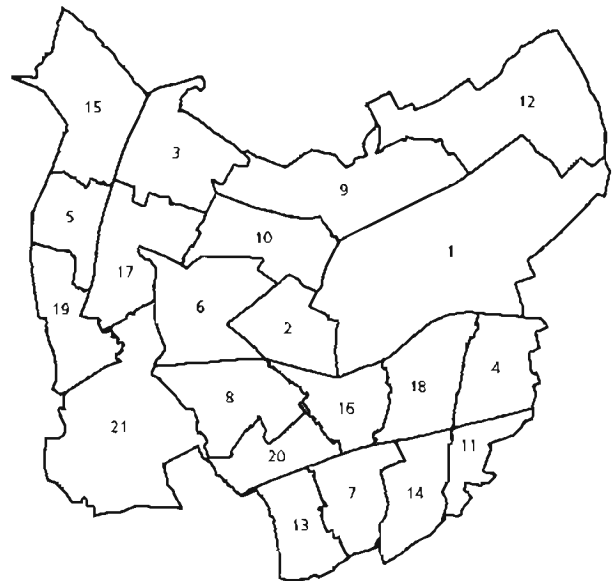
Peppiatt, Quintin B.	LAB	3,705
Worth, Jeanette A.	CON	1,396
Bell, Stephen T.	LD	948
Hart, Peter	BNP	642
Hopes, Lillian A.E.	NIND	209

Death of Etherden, Theodore L. (LAB)

Redbridge

Labour minority administration

1 Aldborough	12 Hainault
2 Barkingside	13 Loxford
3 Bridge	14 Mayfield
4 Chadwell	15 Monkham
5 Church End	16 Newbury
6 Clayhall	17 Roding
7 Clementswood	18 Seven Kings
8 Cranbrook	19 Snarbrook
9 Fairlop	20 Valentines
10 Fullwell	21 Wanstead
11 Goodmayes	



State of the parties, 1964-98

	CON	LAB	LD	other	total
7.5.98	23	30	9	-	62
5.5.94	24	29	9	-	62
3.5.90	42	18	3	-	63
8.5.86	45	17	1	-	63
6.5.82	51	12	-	-	63
4.5.78	50	13	-	-	63
4.5.74	45	15	-	-	60
13.5.71	42	18	-	-	60
9.5.68	55	5	-	-	60
7.5.64	45	15	-	-	60

% share of the poll, 1964-98

	% poll	CON	LAB	LD	other
7.5.98	35.7	38.2	40.9	19.5	1.4
5.5.94	49.3	38.2	39.2	21.5	1.1
3.5.90	48.5	44.0	34.5	11.1	10.3
8.5.86	43.9	47.0	31.6	20.3	1.2
6.5.82	44.6	56.8	23.8	19.3	0.2
4.5.78	43.2	61.2	31.1	6.9	0.8
4.5.74	36.1	51.0	32.8	15.9	0.3
13.5.71	35.5	48.9	39.6	6.9	4.6
9.5.68	35.7	67.5	16.4	11.7	4.4
7.5.64	38.9	46.4	27.1	23.4	3.1

Changes 1994-98

	CON	LAB	LD	other	total
Old council 98	24	28	9	-	61
Vacancies	-	1	-	-	1
By-elections	-	-	-	-	-
Allegiance changes	-	-	-	-	-
New council 94	24	29	9	-	62

General statistics

		Redbridge	London
May 1998	Electorate	173,873	5,010,999
May 1994	Electorate	163,377	4,872,088
Mid 1998 (LRC)	Resident population aged 18 and over	175,300	5,443,900
Mid 1994 (ONS)	Resident population aged 18 and over	173,000	5,409,200
May 1998	% unemployed	4.8	6.7
May 1994	% unemployed	9.7	12.9
April 1998	Band 'D' council tax	£676	£687
April 1994	Band 'D' council tax	£510	£534

% share of the poll

	Date	%poll	CON	LAB	LD	others
Aldborough <i>by-election</i>	7.5.98	39.5	37.2	55.5	7.3	
	1.12.94	37.3	43.3	46.4	10.3	
	5.5.94	52.3	41.6	46.5	11.9	
Barkingside <i>by-election</i>	7.5.98	37.3	47.2	43.9	8.9	
	10.10.96	33.6	47.7	46.9	5.4	
	5.5.94	45.8	46.8	36.9	16.3	
Bridge	7.5.98	35.0	45.3	37.9	11.1	SLAB 5.6
	5.5.94	49.3	42.1	41.2	16.7	
Chadwell	7.5.98	38.2	19.1	18.3	62.7	
	5.5.94	55.1	29.9	22.9	47.2	
Church End	7.5.98	37.9	23.0	13.3	63.6	
	5.5.94	52.2	26.7	13.1	60.2	
Clayhall	7.5.98	31.4	54.7	36.0	9.3	
	5.5.94	47.3	53.9	32.8	13.3	
Clementswood	7.5.98	35.0	33.4	53.2	13.5	
	5.5.94	46.2	28.6	59.6	11.8	
Cranbrook	7.5.98	40.9	47.6	42.9	9.5	
	5.5.94	56.3	42.6	39.9	17.5	
Fairlop	7.5.98	36.2	46.2	44.9	9.0	
	5.5.94	48.0	41.7	40.7	17.6	
Fullwell	7.5.98	32.7	51.5	30.6	17.9	
	5.5.94	43.7	49.8	34.7	15.4	
Goodmayes	7.5.98	32.5	29.5	52.4	18.1	BNP 8.2
	5.5.94	53.4	34.7	46.1	11.0	
Hainault <i>by-election</i>	7.5.98	27.0	29.3	59.6	11.1	
	26.6.97	23.4	31.4	64.5	4.1	
	5.5.94	45.7	28.1	57.4	14.5	
Loxford	7.5.98	30.3	24.0	54.0	9.8	IND 12.2
	5.5.94	44.6	19.4	69.3	11.3	
Mayfield	7.5.98	34.5	36.8	54.4	8.7	
	5.5.94	50.2	34.7	50.5	14.7	
Monkhams	7.5.98	37.0	62.3	17.3	20.4	
	5.5.94	46.9	61.2	15.9	23.0	
Newbury <i>by-election</i>	7.5.98	35.6	26.3	62.9	10.8	
	25.7.96	36.0	38.7	55.1	6.2	
	5.5.94	53.0	37.0	52.3	10.7	
Roding	7.5.98	39.7	28.1	17.2	51.7	COM -
	5.5.94	53.3	30.3	11.6	56.5	1.6
Seven Kings <i>by-election</i>	7.5.98	35.2	36.8	52.8	10.5	
	28.11.96	30.7	33.9	61.9	4.2	
	5.5.94	44.4	31.7	56.0	12.4	
Snaresbrook	7.5.98	41.0	44.4	44.7	10.9	
	5.5.94	51.4	45.1	41.7	13.3	
Valentines	7.5.98	29.1	27.5	51.5	12.4	IND -
	5.5.94	48.9	28.4	40.8	13.8	16.9
Wanstead	7.5.98	42.5	40.9	45.1	14.0	
	5.5.94	50.9	42.2	35.9	21.9	IND GRE 8.6

Results**Aldborough**

Ilford North			No change
Coombes, John P.	LAB	1,453	
Thurlby, Desmond M.	LAB	1,346	
Turner, Kenneth M.	LAB	1,285	
Cole, Vanessa C.	CON	927	
McIntyre, William G.	CON	914	
Watts, Faith P	CON	900	
Barnby, John O	LD	196	
Dommett, Michael	LD	170	
Yeoman, Elizabeth A	LD	170	

Barkingside

Ilford North			No change
Axon, Keith E.	CON	1,636	
Borrott, Graham F.	CON	1,629	
Brunnen, Roy W.	CON	1,592	
Hilton, Norman A.	LAB	1,548	
Chanan, Raj K.	LAB	1,494	
Skelton, Edward G	LAB	1,472	
Taylor, Valerie M.	LD	306	
Peterson, Anne J	LD	305	
Williamson, Albert	LD	299	

Bridge

Ilford North			1 CON gain from LAB
Lawrence, Peter	CON	1,463	
Cooper, Claire	CON	1,382	
Hickey, Morris	CON	1,360	
Cohen, Barbara J.	LAB	1,241	
Lambert, Maureen E.	LAB	1,212	
Sheikh, Mohammed I.	LAB	1,066	
Daren, Colin D.	LD	357	
Sinclair, Madeline M	LD	344	
Pashby, Nicolette A.	LD	331	
Hoarau, Nicola J	SLAB	173	

Chadwell

Ilford South			No change
Staight, Gary P.	LD	2,304	
Tyne, John	LD	2,050	
Scott, Ralph J.	LD	2,048	
Walker, Andrew J.	LAB	746	
Corfield, Beatrice B.	CON	722	
Spivack, Stewart	CON	636	
Mbonye, Maria I.	CON	591	
Mudhar, Ranjit S.	LAB	561	
Pathak, Bharat	LAB	560	

Church End

Chingford and Woodford Green			No change
Hoskins, Richard H.	LD	1,836	
Cleaver, Hugh R.	LD	1,810	
Hoskins, Maureen J.	LD	1,763	
Cummins, Christopher M.G	CON	677	
Debenham-Burton, Joy	CON	673	
Steinberg, John B.M.	CON	610	
Pearce, David J.	LAB	412	
Ubsdell, John A.	LAB	370	
Siddiqi, Saied	LAB	353	

Clayhall

Ilford North			No change
Weinberg, Alan E.	CON	1,639	
Barden, Ronald I.	CON	1,612	
Lovell, John R.	CON	1,564	
Crockford, Sylvia A.	LAB	1,111	
Tuffin, Mary E.	LAB	1,050	
Majid, Hafiz	LAB	1,006	
Robertson, Barbara	LD	311	
McBrayne, Alison E.	LD	261	
Stevens, Valmai	LD	250	

Clementswood

Ilford South			No change
Noor, Faiz A.	LAB	1,463	
Green, Simon	LAB	1,438	
Laugharne, Peter J.	LAB	1,310	
Patel, Surendra	CON	996	
Inayat, Mohammed A	CON	888	
Gautam, Satish C.	CON	756	
Collis, John M	LD	401	
Hutchines, Leslie P	LD	334	
Glanfield, Helen F	LD	330	

Cranbrook

Ilford South			No change
Elliman, Charles	CON	1,521	
Corfield, Glenn C.	CON	1,421	
Mirza, Asaf B.	CON	1,421	
Fitzmaurice, Michael	LAB	1,346	
Hussain, Munawar	LAB	1,316	
Scottow, Gary D.	LAB	1,272	
Sharma, Saroj C.	LD	304	
Simons, Stephen H.	LD	298	
Markovitch, Rochelle L.	LD	271	

Fairlop

1 CON gain from LAB

Ilford North		
Ryan, Joyce E.	CON	1,385
Emmett, Royston F.	LAB	1,307
Scott, Lee	CON	1,280
Wyatt, Ronald W.	LAB	1,270
Cole, Robert A	CON	1,265
Lambert, Mary T.	LAB	1,244
Harvey, Graham A	LD	317
Briggs, Peter W.	LD	226
Moody, Joan E	LD	219

Fullwell

No change

Ilford North		
Moth, Harold W.	CON	1,358
Davies, Laurence N.	CON	1,333
Hughes, Alan T.	CON	1,320
Fox, Jeffrey	LAB	889
Hoedemaker, Joseph	LAB	809
Qureshi, Kamal	LAB	684
Cudmore, Janice E.	LD	489
Martin, Andrew P.	LD	460
Black, Dominic J.D	LD	445

Goodmayes

No change

Ilford South		
Middleburgh, Sidney	LAB	643
Radford, David A.	LAB	588
Langford, Keith R.	CON	369
Baig, Shahlab	CON	324
Marsh, Frank A S.	LD	233
Dattani, Narendra	LD	193

Hainault

No change

Ilford North		
Fairley-Churchill, John W.	LAB	1,070
Newcombe, Richard W.	LAB	1,056
Peake, Edmund R.B.	LAB	1,039
Moth, Sheila M	CON	530
Macdonald, Sonia J.	CON	525
Wilson, Barbara M.	CON	502
Black, Kathleen M	LD	221
Wright, Robert J	LD	192
Prager, Peter L.	LD	174

Loxford

No change

Ilford South		
Javed, Muhammed	LAB	1,655
Speller, Sharon	LAB	1,417
Maravala, Fareed K.	LAB	1,296
Zamir, Mohammed	CON	832
Baig, Pakizah B.	CON	627
Hindoian, Alexei M	CON	485
Akhtar, Sayeed	IND	329
Clack, Peter R.	LD	309
Everest, Leslie M	LD	270
Sahgal, Jitendra K.	LD	216

Mayfield

No change

Ilford South		
Hilton, Lesley R.	LAB	1,567
Golding, Reginald	LAB	1,547
Parkash, Ayodhiya	LAB	1,528
Clarke, David R	CON	1,225
Leggatt, Arthur L.G	CON	1,011
Shaikh, Mohammed A.	CON	906
Papworth, Eric N.G.	LD	314
Potkins, Edwin D.	LD	216
Torney, Richard S.	LD	213

Monkhams

No change

Chingford and Woodford Green		
Huggett, Linda A.	CON	1,795
Stark, Michael J.	CON	1,795
O'Shea, James P.	CON	1,789
McElarney, Michael J	LD	626
Seeff, Geoffrey M.	LD	589
Lomax, Percy W.C.	LD	550
Douglas, Daniel J.	LAB	519
Hayes, Nicholas W.	LAB	514
Lynch, Georgina J.	LAB	463

Newbury

No change

Ilford South		
Evans, Gayle E.	LAB	1,744
Nicholson, Greer C.	LAB	1,704
Sharma, Dev R.	LAB	1,688
Sharma, Darshan K	CON	746
Bashir, Mohammad	CON	713
Parmar, Shatrughan S.	CON	686
Olive, Amelia M.	LD	377
Staight, Walter L.	LD	276
Seeff, Deanna	LD	225

Roding

No change

Ilford North		
Bond, Ian G.	LD	1,776
Banks, Felicity A.	LD	1,721
Boyland, Anthony G.	LD	1,664
Loffhagen, Anthony J.	CON	964
Chapman, Paul J.	CON	951
Hussain, Fatema P.	CON	885
Garratt, Henry J	LAB	582
Cullen, John G	LAB	574
Chew, Martin D.	LAB	565
Levin, Martin	IND	100

Seven Kings

No change

Ilford South		
Pearce, Elizabeth A.	LAB	1,343
Patel, Maganbhai G.	LAB	1,317
Littlewood, Robert C.	LAB	1,245
Athwal, Rajinder S.	CON	969
Kumar, Ashok	CON	908
Waghorn, Beryl F	CON	843
Ward, Ian H	LD	314
Macdonald, Francis M.	LD	276
Dhooma, Dawood	LD	185

Snaresbrook

1 LAB gain from CON

Leyton and Wanstead		
Eglin, Gregor J.	LAB	1,492
Goody, Peter R.	CON	1,411
Nolan, Suzanne M.	CON	1,366
Manning, Lucille J	LAB	1,354
Lenaghan, Anthony	CON	1,335
Morgan, Samuel D.	LAB	1,298
Madge, William C.	LD	353
Stevens, Ralph N.	LD	337
Swallow, John P.	LD	322

Valentines

No change

Ilford South		
Brindley, John D.	LAB	1,198
Norman, Elaine	LAB	1,071
Tewari, Virendra K.	LAB	1,011
Burtt, Stephanie	CON	629
Yasin, Shaheen	CON	576
Sian, Tarlochan	CON	544
Hogarth, George G	LD	321
Wright, Allan M.	LD	236
Hamlyn, Susan D.	LD	232
Curtis, Brian J.	GRE	183

Wanstead

2 LAB gains from CON

Leyton and Wanstead		
George, Gordon T.	LAB	1,461
Edelman, Jeffery	LAB	1,450
Burgess, Allan C.	CON	1,413
Tuffin, Allan W.	LAB	1,346
Howl, Thomas C.W.	CON	1,232
Borrott, Michael J	CON	1,217
Cornish, Janet M.	LD	536
Winborne, Pamela A.	LD	419
Swallow, James M.	LD	369

By-elections**Aldborough**

No change

.1 December 1994

<i>Coombes, John P.</i>	LAB	1,155
<i>Borrott, Graham F.</i>	CON	1,078
<i>Tyne, John C.</i>	LD	255

*Resignation of Ward, Raymond A. (LAB)***Barkingside**

No change

10 October 1996

<i>Borrott, Graham F.</i>	CON	1,549
<i>Littlewood, Robert C.</i>	LAB	1,525
<i>Williamson, Albert</i>	LD	176

*Death of Cobb, Thomas F. (CON)***Hainault**

No change

26 June 1997

<i>Newcombe, Richard W.</i>	LAB	1,054
<i>Scott, Lee</i>	CON	513
<i>Black, Kathleen M.</i>	LD	67

*Resignation of Perham, Linda (LAB)***Newbury**

No change

25 July 1996

<i>Nicholson, Greer C.</i>	LAB	1,673
<i>Moth, Harold W.</i>	CON	1,174
<i>Newman, Susanne</i>	LD	188

*Death of Myers, Brian R. (LAB)***Seven Kings**

No change

28 November 1996

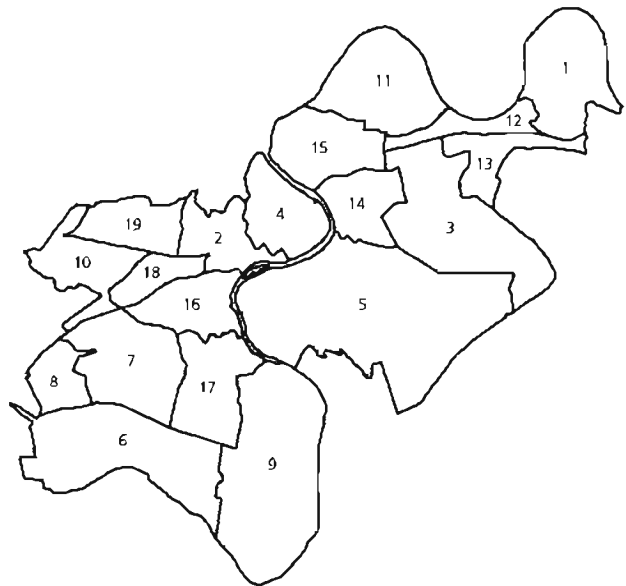
<i>Littlewood, Robert C.</i>	LAB	1,498
<i>Shah, Munawar H.</i>	CON	822
<i>Dattani, Narendra</i>	LD	102

Resignation of Masters, David A. (LAB)

Richmond upon Thames

Liberal Democrat administration

- | | |
|----------------------|---------------------|
| 1 Barnes | 11 Kew |
| 2 Central Twickenham | 12 Mortlake |
| 3 East Sheen | 13 Palewell |
| 4 East Twickenham | 14 Richmond Hill |
| 5 Ham and Petersham | 15 Richmond Town |
| 6 Hampton | 16 South Twickenham |
| 7 Hampton Hill | 17 Teddington |
| 8 Hampton Nursery | 18 West Twickenham |
| 9 Hampton Wick | 19 Whitton |
| 10 Heathfield | |



State of the parties, 1964-98

	CON	LAB	LD	other	total
7.5.98	14	4	34	-	52
5.5.94	7	2	43	-	52
3.5.90	4	-	48	-	52
8.5.86	3	-	49	-	52
6.5.82	26	-	26	-	52
4.5.78	34	-	18	-	52
4.5.74	36	8	10	-	54
13.5.71	37	14	3	-	54
9.5.68	54	-	-	-	54
7.5.64	41	12	-	1	54

% share of the poll, 1964-98

	% poll	CON	LAB	LD	other
7.5.98	45.0	35.9	20.8	42.4	0.9
5.5.94	55.6	35.2	18.2	46.4	0.3
3.5.90	59.7	34.1	14.4	46.4	5.2
8.5.86	58.9	34.6	12.2	51.9	1.3
6.5.82	59.4	44.0	9.5	45.4	1.1
4.5.78	58.2	46.3	16.0	37.5	0.2
4.5.74	50.7	40.8	27.8	31.1	0.3
13.5.71	45.0	45.0	37.9	15.4	1.7
9.5.68	42.8	61.2	20.1	16.5	2.2
7.5.64	47.5	50.5	31.4	16.8	1.3

Changes 1994-98

	CON	LAB	LD	other	total
Old council 98	5	2	43	-	50
Vacancies	2	-	-	-	2
By-elections	-	-	-	-	-
Allegiance changes	-	-	-	-	-
New council 94	7	2	43	-	52

General statistics

		Richmond upon Thames	London
May 1998	Electorate	124,207	5,010,999
May 1994	Electorate	116,856	4,872,088
Mid 1998 (LRC)	Resident population aged 18 and over	142,700	5,443,900
Mid 1994 (ONS)	Resident population aged 18 and over	138,500	5,409,200
May 1998	% unemployed	2.6	6.7
May 1994	% unemployed	6.5	12.9
April 1998	Band 'D' council tax	£762	£687
April 1994	Band 'D' council tax	£594	£534

% share of the poll

	Date	%poll	CON	LAB	LD	others
Barnes	7.5.98	50.0	41.5	9.9	48.6	
	5.5.94	60.7	40.7	10.4	48.9	
Central Twickenham <i>by-election</i>	7.5.98	48.1	35.9	30.4	33.7	
	30.5.96	49.5	33.5	30.4	36.1	
	5.5.94	55.7	39.0	24.4	36.6	
East Sheen	7.5.98	46.2	54.0	13.2	32.8	
	5.5.94	60.8	51.2	10.2	38.6	
East Twickenham	7.5.98	39.8	24.6	29.4	46.0	
	5.5.94	53.6	27.6	26.6	45.8	
Ham and Petersham	7.5.98	45.3	28.2	13.7	58.1	
	5.5.94	58.3	26.3	14.0	59.7	
Hampton	7.5.98	44.6	43.5	16.4	40.1	
	5.5.94	52.9	35.0	16.6	48.4	
Hampton Hill <i>by-election</i>	7.5.98	50.1	41.5	18.5	40.0	
	12.6.97	42.1	40.3	20.9	38.8	
	5.5.94	56.2	40.1	17.7	42.2	
Hampton Nursery	7.5.98	36.5	34.0	24.8	41.2	
	5.5.94	48.0	30.8	21.3	47.9	
Hampton Wick	7.5.98	46.3	43.9	14.6	41.5	
	5.5.94	51.6	40.5	17.3	42.2	
Heathfield	7.5.98	40.1	33.2	22.4	44.4	
	5.5.94	55.1	33.4	17.6	49.1	
						IND
Kew	7.5.98	46.9	37.9	14.9	47.1	
	5.5.94	59.3	35.0	14.6	46.0	4.4
Mortlake <i>by-election</i>	7.5.98	45.7	22.4	38.9	38.6	
	6.2.97	35.2	29.0	28.1	42.9	
	5.5.94	53.7	30.4	17.2	52.4	
Palewell	7.5.98	50.5	42.6	12.4	45.0	
	5.5.94	60.6	41.5	11.6	46.9	
Richmond Hill	7.5.98	41.4	36.7	15.2	48.1	
	5.5.94	55.9	40.3	15.4	44.3	
Richmond Town	7.5.98	41.3	31.8	17.9	50.3	
	5.5.94	58.9	34.5	15.1	50.4	
						RES
South Twickenham	7.5.98	47.0	35.4	25.9	27.6	11.1
	5.5.94	52.0	37.7	22.6	39.7	
Teddington <i>by-election</i>	7.5.98	43.2	32.0	19.4	48.6	
	29.2.96	41.4	32.1	22.5	45.1	
	5.5.94	54.5	28.6	17.9	53.5	
						SLAB
West Twickenham	7.5.98	44.1	18.3	48.8	29.5	3.4
	5.5.94	57.4	21.0	41.3	37.8	
Whitton	7.5.98	47.4	38.7	19.0	42.3	
	5.5.94	54.0	35.2	17.6	47.2	

Results

Barnes

Richmond Park			No change
Gent, Catharine S.F.	LD	1,722	
Westmorland, Barbara	LD	1,616	
Style, Angela	LD	1,584	
Yandle, John C.	CON	1,430	
Ross, John S	CON	1,406	
Burton-Prateley, Michael P	CON	1,361	
Frisby, Laurence A.	LAB	356	
Neimer, Ann F.	LAB	346	
Lumborg, Ronald H.	LAB	297	

Central Twickenham

Twickenham			1 CON gain from LD
Porter, David R.	CON	937	
Lamb, Simon	CON	927	
Coombs, John W.G.	LD	894	
Golder, Carol M.	LD	855	
Nixon, Graham R.	LAB	810	
Rogers, Dean P	LAB	765	

East Sheen

Richmond Park			No change
True, Nicholas E.	CON	1,167	
Flemington, Maria H.L.M.	CON	1,128	
Morris, Philip A C	LD	700	
Perrin, Raymond A.	LD	695	
Curtis, Penelope A.R	LAB	299	
Fowler, John S	LAB	264	

East Twickenham

Twickenham			No change
Mann, Laurence N.	LD	1,595	
Cornwell, David C.	LD	1,558	
Whittall, John T.D.	LD	1,475	
Choat, Feola E.	LAB	1,056	
de Marco, Agostino F.	LAB	974	
Rapley, Ian A.	LAB	931	
Poyser, Pamela J.	CON	842	
Chamberlain, David J.	CON	826	
Sparrow, Therese	CON	807	

Ham and Petersham

Richmond Park			No change
Jones, Susan E.	LD	1,528	
Williams, David R.	LD	1,487	
Miller, Brian P.	LD	1,437	
Sparrow, David G.	CON	735	
Proctor, Ronald F	CON	725	
Britto, Derek K	CON	701	
Hunt, Audrey M	LAB	382	
Risner, Pamela J.	LAB	340	
Somers, Derek G	LAB	328	

Hampton

Twickenham			2 CON gains from LD
Woodward, Anne	CON	1,287	
Matthews, Jean M.	CON	1,227	
Woodriff, Bryan	LD	1,225	
Mundy, Richard C.	CON	1,215	
Lees, Marshall C	LD	1,109	
Fayle, Sandra J.	LD	1,101	
Cross, Christine	LAB	492	
Carrier, Carmela M.R.	LAB	463	
Spawls, Louisa M.	LAB	446	

Hampton Hill

Twickenham			No change
Samuel, Geoffrey J.	CON	1,390	
Alexander, Barbara A.	LD	1,379	
Kreling, Mark A.P.	CON	1,361	
Pipe, Patricia E.M.	CON	1,340	
Gossage, John R	LD	1,327	
Stone, Geoffrey L.	LD	1,233	
Firth, Brian T.	LAB	639	
Goodier, Roger B.	LAB	615	
Gilligan, Kevin A	LAB	571	

Hampton Nursery

Twickenham			No change
Woodriff, Maureen J.M.	LD	745	
Cardy, Jonathan M.	LD	662	
Williams, Margaret C	CON	586	
Cape, June M.	CON	575	
Beatty, Sean N	LAB	450	
Yusuí, Muhammad N	LAB	396	

Hampton Wick

1 CON gain from LD

Twickenham		
Arbour, Tony	CON	1,600
Rae, Gita M.	LD	1,477
Parsons, Elizabeth L.P.	CON	1,446
Rogers, Bradley S.	CON	1,385
Tresise, Jane E.	LD	1,369
McDougall, Malcom H.	LD	1,344
Mackinlay, Harold A.	LAB	527
Tutchell, Derek J.A.	LAB	482
Wyatt, Jenifer M.	LAB	465

Heathfield

No change

Twickenham		
King, Robert J.	LD	1,315
Jones, Michael L.	LD	1,255
Treble, William F.	LD	1,174
Miles, Brian A.	CON	961
Ross, Kevin A.	CON	935
Leamy, Stuart N.	CON	902
Hanlon, Stephen J.	LAB	646
Guichard, Stephen J.	LAB	631
Marchant, Howard	LAB	608

Kew

No change

Richmond Park		
Lourie, Alexander S.	LD	1,618
Miller, Jill A.	LD	1,603
Barnett, Anthony J.	LD	1,558
Jowit, Robin A	CON	1,295
Britto, Susan	CON	1,284
Saywell, John A.T.	CON	1,266
Cobbett, Neil G.	LAB	548
Marder, Pamela L.	LAB	502
Villanueva, Amanda L.	LAB	464

Mortlake

2 LAB gains from LD

Richmond Park		
Stanier, Eleanor M.	LD	1,048
Langford, Barry F.	LAB	1,014
Matthews, Brian J.	LAB	1,004
Marder, Barnaby J.L	LAB	979
Rudd, Julian D	LD	975
Vernon, Stephen J	LD	951
Hoy, Carolyn F.	CON	593
McAlister, Malcolm K	CON	575
Earl, John Y.J.	CON	559

Palewell

1 CON gain from LD

Richmond Park		
Summers, Josephine A.	LD	1,459
Daglish, Michael J.	LD	1,387
Blake, Helen	CON	1,315
Manners, Anthony L.	LD	1,313
Urquhart, Nicola M.	CON	1,310
Saunders, John L.	CON	1,306
Genders, William A.	LAB	386
Creighan, Kevin P.	LAB	383
Metzger, Maureen	LAB	375

Richmond Hill

No change

Richmond Park		
Weber, Mary E.	LD	1,287
Lee, Penelope A.	LD	1,261
Mollett, Anthony G.	LD	1,220
Gray, George R.	CON	993
van Dinter, Carolann	CON	949
Marsh, Marcus G	CON	934
Martin, Geoffrey	LAB	418
Laird, Alan D.	LAB	413
Syed, Matthew	LAB	358

Richmond Town

No change

Richmond Park		
Cornish, Alison M.	LD	960
Carthew, Nicholas	LD	926
Bennett, Rodney M.D.	CON	609
Watts, Ian F.	CON	582
Dunne, Patrick C.	LAB	353
Monks, Kevin J.	LAB	317

South Twickenham

2 CON gains from LD

Twickenham		
Orchard, Douglas	CON	1,381
Butler, Alan D.	CON	1,246
Lait, Nicholas J.F.	CON	1,243
Pope, Geoffrey R.	LD	1,142
Cullen, Fraser	LAB	992
Carr, Mary D.C.	LD	989
Mayer, Ann	LAB	958
Topol, Steven J.	LD	891
Butters, Nicholas J.G.C.	LAB	888
Armstrong, John C.H.	IRE	403

Teddington No change

Twickenham

Elegorn, Martin D.	LD	1,603
Knight, Stephen J.	LD	1,502
Mumford, James P.J.S.	LD	1,495
Temlett, Peter J.	CON	1,044
Maxwell, Kenneth J.A	CON	995
Broughton, Joe J	CON	987
Boaler, Christopher J.	LAB	623
Banaji, Penelope J.	LAB	613
Orton, Nuala	LAB	604

Whitton No change

Twickenham

MacKinney, Georgina	LD	1,357
MacKinney, Keith	LD	1,343
Warren, Keith R.H.	LD	1,308
Jezzard, Godfrey A.	CON	1,270
Pearce, Terence	CON	1,201
Pearce, Michael C	CON	1,195
Lupton, Sally A.	LAB	619
Harry, Daniel P.	LAB	594
Morgan, Jacqueline L.	LAB	591

West Twickenham No change

Twickenham

Gold, Michael D.	LAB	1,028
Mackenzie, Elizabeth G.	LAB	982
Allen, Piers R.	LD	620
Knight, Rebecca	LD	596
Hollis, Penelope-Jane	CON	379
Hollis, Richard E	CON	377
Rose, Amanda	SLAB	70

By-elections

Central Twickenham LD gain from CON

30 May 1996

Coombs, John W.	LD	972
Rae, Mary A.	CON	902
Nixon, Graham R.	LAB	818

Resignation of Northey, Philip A. (CON)

Mortlake No change

6 February 1997

Stanier, Eleanor M.	LD	908
McAlister, Malcolm K.	CON	615
Thew, Michelle	LAB	594

Resignation of Fenwick, Susan E. (LD)

Hampton Hill CON gain from LD

12 June 1997

Samuel, Geoffrey J.	CON	1,138
Gossage, John R.	LD	1,096
Cox, Stephen J.	LAB	591

Resignation of Martin, David A.R. (LD)

Teddington No change

29 February 1996

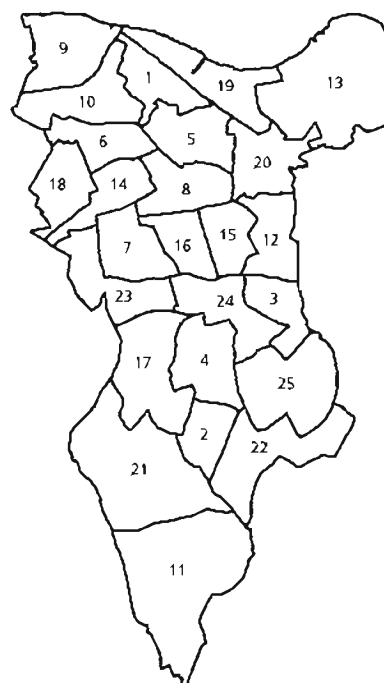
Frith, Joanna	LD	1,377
Temlett, Peter J.	CON	990
Boaler, Christopher J.	LAB	686

Resignation of Pippard, Elaine I. (LD)

Southwark

Labour administration

1 Abbey	14 Faraday
2 Alleyn	15 Friary
3 Barse	16 Liddle
4 Bellenden	17 Lyndhurst
5 Bricklayers	18 Newington
6 Browning	19 Riverside
7 Brunswick	20 Rotherhithe
8 Burgess	21 Ruskin
9 Cathedral	22 Rye
10 Chaucer	23 St Giles
11 College	24 The Lane
12 Consort	25 Waverley
13 Dockyard	



State of the parties, 1964-98

	CON	LAB	LD	other	total
7.5.98	4	33	27	-	64
5.5.94	3	34	27	-	64
3.5.90	6	37	21	-	64
8.5.86	6	43	15	-	64
6.5.82	8	53	-	3	64
4.5.78	8	56	-	-	64
4.5.74	4	56	-	-	60
13.5.71	2	58	-	-	60
9.5.68	27	33	-	-	60
7.5.64	6	54	-	-	60

% share of the poll, 1964-98

	% poll	CON	LAB	LD	other
7.5.98	32.9	12.7	43.5	34.2	9.9
5.5.94	37.5	12.8	46.2	39.7	1.3
3.5.90	39.6	20.1	47.6	25.7	6.6
8.5.86	40.8	18.1	50.7	28.8	2.5
6.5.82	34.3	28.5	43.7	24.2	3.6
4.5.78	32.2	36.0	59.0	3.7	1.4
4.5.74	27.2	19.0	69.3	9.7	2.0
13.5.71	31.1	21.8	77.4	0.0	0.7
9.5.68	23.0	51.6	43.9	2.5	2.0
7.5.64	23.6	23.9	70.6	4.4	1.1

Changes 1994-98

	CON	LAB	LD	other	total
Old council 98	3	33	26	2	64
Vacancies	-	-	-	-	-
By-elections	-	+1	-1	-	-
Allegiance changes	-	-2	-	+2	-
New council 94	3	34	27	-	64

General statistics

		Southwark	London
May 1998	Electorate	161,781	5,010,999
May 1994	Electorate	176,850	4,872,088
Mid 1998 (LRC)	Resident population aged 18 and over	177,600	5,443,900
Mid 1994 (ONS)	Resident population aged 18 and over	174,800	5,409,200
May 1998	% unemployed	11.1	6.7
May 1994	% unemployed	20.1	12.9
April 1998	Band 'D' council tax	£787	£687
April 1994	Band 'D' council tax	£570	£534

% share of the poll

	Date	%poll	CON	LAB	LD	others		
Abbey	7.5.98	32.5	4.8	30.5	59.4	TW	GRE	
	5.5.94	38.9	2.6	26.7	67.8	-	5.2	
Alleyn	7.5.98	33.8	18.0	53.0	15.6	-	13.5	
	5.5.94	37.0	22.1	58.8	19.1			
Barset <i>by-election</i>	7.5.98	24.6	10.2	62.4	16.7	-	10.7	
	26.10.95	21.7	9.6	77.9	12.5			
	5.5.94	32.8	10.4	70.9	18.6			
Bellenden <i>by-election</i>	7.5.98	31.2	10.2	62.2	14.7	GRE	ILD	
	4.5.95	29.6	10.7	73.4	10.5	13.0		
	5.5.94	38.3	14.0	68.1	17.9	-	5.4	
Bricklayers	7.5.98	29.1	3.7	27.8	68.5			
5.5.94	38.6	4.5	25.6	69.8				
Browning <i>by-election</i> <i>by-election</i>	7.5.98	33.2	2.8	40.6	56.7			
	20.3.96	27.3	-	35.9	64.1			
	27.4.95	36.9	1.9	35.8	57.7	-	4.7	
5.5.94	32.7	4.8	34.4	60.7				
Brunswick	7.5.98	24.6	8.0	59.0	16.7	16.3		
	5.5.94	31.7	6.5	65.9	27.6			
Burgess	7.5.98	39.7	3.0	42.8	50.7	3.5		
	5.5.94	36.6	3.8	43.8	52.5			
Cathedral	7.5.98	33.1	3.4	27.3	64.4	GRE	COM	
	5.5.94	41.7	3.1	19.3	76.0	4.9		1.5
Chaucer <i>by-election</i>	7.5.98	35.7	5.3	49.0	45.7	IGRE	COM	
	7.12.95	31.3	-	50.1	45.6	4.3		
	5.5.94	38.9	4.5	46.1	47.5	-	1.9	
College	7.5.98	43.4	50.5	34.7	11.0	GRE		
	5.5.94	47.9	41.3	32.4	26.3	3.8		
Consort	7.5.98	23.4	11.3	46.4	23.8	GRE	SLAB	
	5.5.94	31.6	11.6	65.0	23.4	9.9	8.6	
Dockyard <i>by-election</i>	7.5.98	26.2	9.7	24.8	55.0	GRE	ND	
	27.7.95	19.1	8.2	31.4	60.4	5.9	4.6	
	5.5.94	34.7	6.0	25.6	68.5			
Faraday	7.5.98	29.8	5.8	42.7	51.5			
5.5.94	39.9	5.8	44.4	49.8				
Friary <i>by-election</i>	7.5.98	29.6	7.1	49.2	17.2	SLAB	GRE	ILD
	3.8.95	30.4	-	56.6	40.5	16.9	9.5	
	5.5.94	33.3	5.8	53.0	41.2	-	-	2.9
Liddle	7.5.98	30.6	3.2	51.5	31.8	IND	GRE	
	5.5.94	20.2	5.8	74.2	12.6	8.3	5.2	
Lyndhurst	7.5.98	30.5	11.9	42.7	10.5	21.7	13.3	
5.5.94	37.9	18.2	62.6	19.2				
Newington	7.5.98	39.0	4.6	42.2	53.2			
	5.5.94	36.4	9.5	60.6	29.9			
Riverside	7.5.98	35.6	4.9	39.9	51.7	-	3.4	
	5.5.94	38.8	8.9	36.7	54.3			

	Date	%poll	CON	LAB	LD	MLAB	GRE	IND	SLAB	others
Rotherhithe	7.5.98	30.3	5.2	34.6	60.2	-				
	5.5.94	40.0	3.6	21.7	67.4	7.3				
Ruskin	7.5.98	53.3	43.4	40.4	8.9	7.4				
	5.5.94	56.2	36.5	36.8	19.9	6.8				
Rye	7.5.98	40.3	26.3	46.4	8.2	19.0				
	5.5.94	47.3	34.9	49.0	12.6	-		3.4		
St Giles	7.5.98	29.1	8.9	53.8	15.0	14.4			7.9	
	5.5.94	29.4	11.6	67.9	20.6					
The Lane	7.5.98	36.1	6.4	46.8	40.3	6.4				
	5.5.94	43.4	5.9	43.0	51.1					
Waverley <i>by-election</i>	7.5.98	33.2	11.8	62.9	16.8	8.5				
	23.10.97	11.3	20.4	79.6	-					
	5.5.94	43.3	8.2	52.4	39.4					

Results

Abbey

No change

North Southwark and Bermondsey

Manchester, Linda	LD	1,023
Thomas, Richard K.	LD	818
Lauder, John J	LAB	510
Cross, Keith C.	LABCP	436
Wilson, Chloe	GRE	80
Randall Johnson, Peter A.	CON	79
Gayler, Eleanor	CON	71

Alley

No change

Dulwich and West Norwood

Gibbes, Norma U.	LAB	887
Latham, Howard A.	LAB	867
Mitchell, Andrew M.	CON	324
Baker, Alexander J	LD	279
Prince, Roger	CON	271
Hardy, Henry S	LD	236
Hogan, Sharon L.	GRE	223

Barset

No change

Camberwell and Peckham

Claridge, Christine D.	LAB	687
Cherrill, Charles	LAB	597
Hunt, Jonathan N	LD	174
Allen, Mark C.	LD	170
Lowe, Michelle	CON	112
Barker, Paul	GRE	110
Winchester, Shirley L.	CON	98

Bellenden

No change

Dulwich and West Norwood

Heatley, Janet F.	LAB	1,585
Kelly, Patrick	LAB	1,428
Simmons, Andrew	LAB	1,332
Martin, Gareth P	LD	344
Macnaughton, Patricia A	LD	343
Bosworth, Albert F.	LD	342
Veitch, June D.	GRE	302
Cutler, Rupert	CON	241
Davenport, John	CON	238
Stewart, Margaret	CON	232

Bricklayers

No change

North Southwark and Bermondsey

Nash, Graham	LD	1,218
Capstick, Denise M.	LD	1,194
Doyle, Rupert J.	LAB	510
Whitlock, Rosemary L.	LAB	468
Pratt, Julian R.	CON	77
Norris, Kenneth M.J.	CON	54

Browning

North Southwark and Bermondsey

Bowman, Catherine	LD	1,198
Shannon, Roland G.	LD	1,163
Watson, Neil C.	LD	1,076
Keane, Anne	LAB	853
Molloy, Angela C	LAB	820
McNicholas, Kevin J.	LAB	788
Duke, Kenneth	CON	59
Grant, Olga	CON	57
Foord, Penelope	CON	51

*No change***Chaucer**

North Southwark and Bermondsey

Lancashire, Stephen D.O.	LAB	1,315
Shaha, Alom	LD	1,193
Canagasabey, Harry	LAB	1,167
Worsley, Anne V	LAB	1,157
Ayorinde, Raffaella	LD	1,104
Skelly, Robert J	LD	1,098
Hardy, Susan	CON	145
Gray, Frances M.	CON	142
Peirce, Anne	CON	106

*No change***Brunswick**Camberwell and Peckham

Naish, Lillian V.	LAB	1,044
Friary, John J.	LAB	1,041
Wingfield, Robert I.	LAB	828
Blango, Frances	LD	283
Hook, Jeffrey S.	LD	271
Martin, Joyce	LD	271
Jones, Jenny	GRE	269
Stanbury, Linda F	CON	146
Stanbury, Steven G.	CON	131
Tunstill, Mark J R	CON	118

*No change***College**Dulwich and West Norwood

Humphreys, Mark	CON	1,245
Rowe, William P.	CON	1,086
Britton, Carol	LAB	810
House, Ivan M.	LAB	790
Mynott, Patricia M.	LD	273
Newby, Richard M.	LD	234
Poorun, Tamra M.	GRE	88

*No change***Burgess**North Southwark and Bermondsey

Halley, Jeremy W.	LD	769
Mizzi, Kenneth A.	LD	763
Livingstone, Richard J.	LAB	658
McKeown, Simon J.	LAB	636
Theodorus, Tarik I.L.	GRE	53
Joseph, Charles	CON	48
Joseph, Victoria	CON	43

*No change***Consort**Camberwell and Peckham

Kutapan, Nicola A.	LAB	514
Vahib, Hassan	LAB	437
Banks, David G.	LD	286
Salawu, Vanessa	LD	201
Read, Rachel M.	CON	122
Pearce, Doris J	CON	110
Connolly, Brendan P.	GRE	101
Ruddock, Angela M.	SLAB	88

*No change***Cathedral**

North Southwark and Bermondsey

Wines, Hilary J.	LD	1,197
Hodson, Clifford J.	LD	878
Gilmartin, Jacqueline	LAB	452
Gibson, Michael A.	LAB	428
Turner, David W	GRE	79
Crabb, Beatrice	CON	60
Newmark, Lucy M.	CON	49

*No change***Dockyard**North Southwark and Bermondsey

Partridge, Derek W.	LD	1,899
Yates, Anne	LD	1,888
Blango, Columba M.J.	LD	1,830
Griffiths, Daniel C.	LAB	886
Oldhamstead, Shirley	LAB	827
Oram, Linda C.	LAB	816
Gray, Percy	CON	351
Crabb, Stephen	CON	323
Wallace, Ewan G	CON	312
Flude, Andrew	GRE	202
Cartwright, Gary	ND	156

No change

Faraday

Camberwell and Peckham

Clark, Ruth K.	LD	1,234
Langley, Alfred C.	LD	1,186
Noakes, David	LD	1,121
Lauder, Lorraine	LAB	1,012
Garrett, Lee R.	LAB	999
Webb, Royston A.J	LAB	926
Flower, Charles W.	CON	162
Hayward, Robert A.	CON	127
Goodrick, Robert C.	CON	108

Friary

Camberwell and Peckham

Hargrove, Barrie J.	LAB	845
Khachik, Joan C.	LAB	761
Pemberton, Frank F.	LAB	647
Dougherty, Daniel	LD	299
Goss, Ann	SLAB	265
Fagbenro, Gloria O	SLAB	262
Mann, Eliza P.	LD	252
Goss, Tony D.	SLAB	248
Miller, Keith	LD	238
Jones, Laurence P.	GRE	145
Brown, Leslie N.	CON	120
Brown, Ivy A.M.	CON	111
Smith, Iris G.	CON	93

Liddle

Camberwell and Peckham

Ellery, Mary	LAB	891
Kayada, William B.	LAB	794
Skelly, William	LAB	710
Ben-Salem, Raouf	LD	534
McCarthy, Danny	LD	488
Almond, Josephine	LD	456
Williams, Maria M.G.	IND	129
Jones, Caroline E.	GRE	80
Phillips, Stephen G B	CON	55
Maclaren, Jane S.	CON	48
Smith, Victor H.	CON	47

No change

Lyndhurst

Dulwich and West Norwood

Cope, Glenn	LAB	1,268
Dolezal, Nick	LAB	1,220
McInerney, Dermot T.A.	LAB	1,048
Tanna, Ashwinkumar	IND	598
Elvey, Rebecca E.	GRE	366
Harris, Hugh M	LD	354
Wollocombe, Patrick	CON	334
Pritchard-Gordon, Angus	CON	330
Pincher, Christopher	CON	320
Flynn, Matt	LD	279
Markic, Branko	LD	233

No change

Newington

3 LD gains from LAB

North Southwark and Bermondsey

Pidgeon, Caroline V.	LD	1,528
Gurling, James C.	LD	1,481
Ladipo, Jelil I.	LD	1,418
McDonald, Hannah J.	LAB	1,255
Alden, Leslie H.	LAB	1,157
Smeath, Robert J.	LAB	1,104
Hornby, Susan	CON	151
Jones, Clive W	CON	122
Newmark, Brooks	CON	112

Riverside

No change

North Southwark and Bermondsey

Olliffe, Betty F.	LD	1,306
L'Estrange, Alex	LD	1,254
Stanton, Nicholas P.	LD	1,225
Newell, Coral A.	LAB	1,020
John, Peter C.	LAB	1,005
Purdon, Amanda J.	LAB	895
Holmes, Stephen C	CON	130
Liddiard, John M.	CON	119
Williams, John A.	CON	112
Poorun, Swadesh	GRE	83

Rotherhithe

No change

North Southwark and Bermondsey

Bassom, Beverley	LD	1,063
Jones, Victor D.	LD	1,037
Baar, Niko S.A.	LD	972
Fell, Neil J.	LAB	656
Gasson, Robert J.	LAB	655
Treml, Francis	LABCP	455
Chart, Nathan	CON	108
McConnell, John N	CON	93
van der Walt, Jon D.	CON	66

Ruskin*1 CON gain from LAB*

Dulwich and West Norwood

Eckersley, Tobias W.H.	CON	1,703
Pearce, Michelle E.	LAB	1,604
Bradbury, David S.	CON	1,602
Kimm, Irene A.	CON	1,525
Firminger, Alan	LAB	1,517
Smith, Charlie	LAB	1,379
Halden, Jean M.	LD	352
Elbert, Robert J.	LD	326
Fletcher, Stephen	LD	313
Einsiedel, Harriet A V	GRE	273

Rye*No change*

Dulwich and West Norwood

Duffy, Niall	LAB	1,266
Thorncroft, Dominic J.	LAB	968
Vineall, Nicholas	CON	643
Webster, Edwin	CON	624
Poorun, Storm S.	GRE	458
Halden, Ron	LD	224
Valladares, Mark J.	LD	171

St Giles*No change*

Camberwell and Peckham

Elsy, Stephanie E.	LAB	1,288
Ritchie, Anthony G.	LAB	1,251
Dixon-Fyle, Dora	LAB	1,216
Carr, Stuart	LD	365
Farrow, Alison	LD	344
Bell, Glynis	GRE	336
McDonough, Samantha L.C.	LD	335
Brisby, Tania A.T.B.	CON	236
Hart, Jeremy J.	CON	203
Miles, Eileen	SLAB	184
Fordham, Margaret	CON	182

The Lane*2 LAB gains from LD*

Camberwell and Peckham

Cornall, Robert J.	LAB	842
Graham, Aubyn StJ.	LAB	756
Hunte, Colin A.	LD	706
Brown, Krishnaveni	LD	671
Humphreys, George A.	CON	118
Rizvi, Roxana	GRE	110
Kimm, Anthony M.	CON	102

Waverley*No change*

Camberwell and Peckham

Barnard, Michael S.	LAB	1,006
Todd, Vivienne	LAB	897
Ayling, Karnegie	LD	266
Perrett-Hodson, Rita J.	LD	241
Dawson, Lilian J.	CON	182
Humphreys, Rebecca M.	CON	175
Evers, Jason H.	GRE	129

By-elections

Barset

No change

26 October 1995

Elsy, Stephanie E.	LAB	734
Buxton, David C.	LD	118
Hayward, Robert A.	CON	90

Resignation of Kirov, Svetlana (LAB)

Bellenden

No change

4 May 1995

Heatley, Janet F.	LAB	1,790
Spiers, Sharon F.	CON	260
Baker, Alexander J.	LD	257
Osborne, David	ILD	133

Resignation of Lee, Mike (LAB)

Browning

No change

27 April 1995

Gurling, Sarah M.	LD	1,378
Cherrill, Charles	LAB	855
North, Ronald A.McI.	ILD	112
Newmark, Brooks	CON	45

Resignation of Munday, James R. (LD)

Browning

No change

20 March 1996

Hales, Joyce L.	LD	1,191
Dixon-Fyle, Eudora	LAB	668

Resignation of Cheesman, Paul (LD)

Chaucer

LAB gain from LD

7 December 1995

Livingstone, Richard J.	LAB	1,125
Skelly, Robert J.S.	LD	1,025
Robinson, Doreen M.	IGRE	97

Resignation of Bayne, Robert A. (LD)

Dockyard

No change

27 July 1995

Dunk, Sandra R.	LD	1,236
Gasson, Robert J.	LAB	642
Gray, Percy	CON	167

Resignation of Denton, Elizabeth (LD)

Friary

No change

3 August 1995

Hargrove, Barrie J.	LAB	909
Pidgeon, Caroline V.	LD	650
Tomkins, Jacqueline E.	ILD	46

Resignation of Murison, Sonya J.H. (LAB)

Waverley

No change

23 October 1997

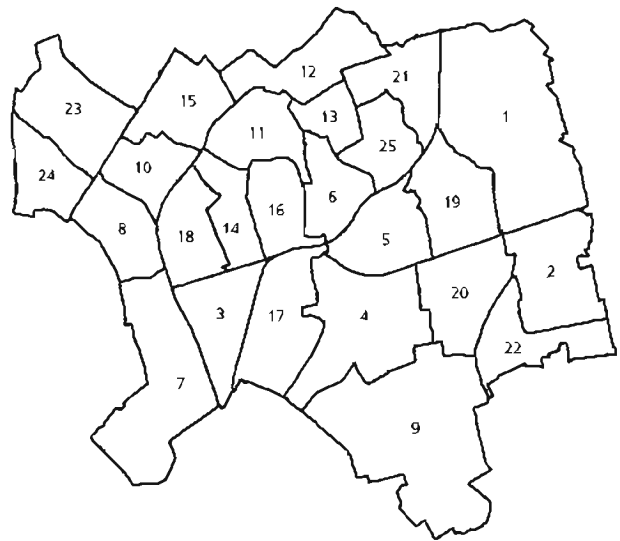
Barnard, Michael S.	LAB	410
Humphreys, Rebecca M.	CON	105

Resignation of Sheilds, Fyscene (LAB)

Sutton

Liberal Democrat administration

1	Beddington North	14	Sutton Central
2	Beddington South	15	Sutton Common
3	Belmont	16	Sutton East
4	Carshalton Beeches	17	Sutton South
5	Carshalton Central	18	Sutton West
6	Carshalton North	19	Wallington North
7	Cheam South	20	Wallington South
8	Cheam West	21	Wandle Valley
9	Clockhouse	22	Woodcote
10	North Cheam	23	Worcester Park North
11	Rosehill	24	Worcester Park South
12	St Helier North	25	Wrythe Green
13	St Helier South		



State of the parties, 1964-98

	CON	LAB	LD	other	total
7.5.98	5	5	46	-	56
5.5.94	4	5	47	-	56
3.5.90	18	6	32	-	56
8.5.86	21	7	28	-	56
6.5.82	46	7	3	-	56
4.5.78	47	7	2	-	56
4.5.74	28	13	6	4	51
13.5.71	25	21	-	5	51
9.5.68	41	7	-	3	51
7.5.64	30	17	-	4	51

% share of the poll, 1964-98

	% poll	CON	LAB	LD	other
7.5.98	35.3	28.4	17.1	51.3	3.3
5.5.94	49.3	24.6	15.1	55.8	4.5
3.5.90	55.4	37.4	16.2	41.3	5.2
8.5.86	51.1	39.5	16.5	41.6	2.4
6.5.82	52.1	50.9	14.1	34.7	0.3
4.5.78	49.8	59.8	24.7	14.9	0.5
4.5.74	48.7	42.1	26.4	24.6	6.9
13.5.71	39.7	43.0	42.9	3.8	10.3
9.5.68	39.2	63.0	20.9	6.7	9.5
7.5.64	45.0	43.4	33.5	16.2	6.9

Changes 1994-98

	CON	LAB	LD	other	total
Old council 98	3	5	47	-	55
Vacancies	1	-	-	-	1
By-elections	-	-	-	-	-
Allegiance changes	-	-	-	-	-
New council 94	4	5	47	-	56

General statistics

		Sutton	London
May 1998	Electorate	130,971	5,010,999
May 1994	Electorate	127,974	4,872,088
Mid 1998 (LRC)	Resident population aged 18 and over	136,900	5,443,900
Mid 1994 (ONS)	Resident population aged 18 and over	134,700	5,409,200
May 1998	% unemployed	2.6	6.7
May 1994	% unemployed	7.1	12.9
April 1998	Band 'D' council tax	£702	£687
April 1994	Band 'D' council tax	£542	£534

% share of the poll

	Date	%poll	CON	LAB	LD	others		
Beddington North	7.5.98	33.5	27.2	13.0	56.4	GRE		
	5.5.94	53.7	27.3	9.3	58.4	3.3		
Beddington South	7.5.98	29.9	20.7	25.7	53.7	IND		
	5.5.94	45.7	16.7	19.0	61.3	3.1		
Belmont	7.5.98	40.1	37.6	5.1	54.2	GRE		
	5.5.94	46.7	42.2	9.5	43.6	3.1		
Carshalton Beeches <i>by-election</i>	7.5.98	48.5	30.4	8.6	56.0	GRE	MRL	
	18.5.95	45.4	26.6	21.3	48.9	4.9		
	5.5.94	51.0	37.8	12.2	43.5	2.2	1.0	
Carshalton Central	7.5.98	39.5	28.0	11.9	51.9	8.2		
	5.5.94	54.3	25.1	9.5	52.7	12.7		
Carshalton North <i>by-election</i>	7.5.98	35.9	20.3	17.6	55.8	6.2		
	20.10.94	34.2	14.8	32.1	50.5	0.9	1.7	
	5.5.94	53.0	16.8	11.3	66.8	5.1		
Cheam South	7.5.98	41.3	66.6	5.9	27.5	IND		
	5.5.94	48.4	60.3	5.8	24.8	9.1		
Cheam West	7.5.98	38.1	36.1	12.3	51.6	IND	GRE	
	5.5.94	55.5	28.4	7.8	57.3	4.4	2.1	
Clockhouse	7.5.98	45.5	25.0	25.5	49.5			
	5.5.94	59.7	17.9	17.9	64.1			
North Cheam	7.5.98	34.9	21.0	9.4	66.3	-	3.3	
	5.5.94	51.3	18.9	10.5	70.6			
Rosehill	7.5.98	36.7	23.7	8.8	67.5			
	5.5.94	51.0	18.4	8.6	73.0			
St Helier North <i>by-election</i> <i>by-election</i>	7.5.98	27.6	11.0	61.1	24.1	BNP	MRL	IND
	13.2.97	28.8	7.4	60.5	29.3	3.8		
	23.3.95	40.6	4.6	67.5	26.5	-	0.6	2.3
	5.5.94	43.8	8.7	49.9	33.4	-	1.4	
St Helier South <i>by-election</i>	7.5.98	29.1	8.1	62.9	22.7	-	-	6.2
	21.8.97	24.2	6.0	57.1	35.5	-	1.4	
	5.5.94	39.3	7.6	52.1	40.3			
Sutton Central	7.5.98	31.4	16.0	15.5	68.5			
	5.5.94	46.8	14.5	12.5	73.0			
Sutton Common <i>by-election</i>	7.5.98	33.9	21.6	12.7	65.7	ICON	MRL	
	7.12.95	36.1	16.6	24.4	53.9	4.2	1.0	
	5.5.94	48.1	-	12.0	88.0			
Sutton East	7.5.98	32.5	19.5	28.3	48.3	GRE		
	5.5.94	48.4	19.4	23.4	51.4	3.9		
Sutton South	7.5.98	35.8	44.0	8.7	43.2	4.1		
	5.5.94	42.2	40.6	12.4	41.5	5.5		
Sutton West <i>by-election</i>	7.5.98	36.8	24.8	9.8	59.8	GRE	MRL	
	21.11.96	34.1	21.1	17.8	59.9	5.6		
	5.5.94	52.9	22.7	7.0	67.0	-	1.2	

	Date	%poll	CON	LAB	LD	others	
Wallington North	7.5.98	32.9	27.2	17.3	49.8	GRE	
	5.5.94	50.5	24.4	13.3	56.8	5.5	
Wallington South	7.5.98	38.3	31.4	10.7	50.7	GRE	MRL
	5.5.94	50.0	30.0	10.5	52.3	4.8	2.4
Wandle Valley	7.5.98	32.4	10.6	38.9	50.5		
	5.5.94	53.3	7.0	34.2	56.2	2.5	
Woodcote	7.5.98	39.2	67.3	10.8	21.9		
	5.5.94	48.2	59.4	9.2	31.4		
Worcester Park North	7.5.98	31.0	24.6	18.3	57.1		
	5.5.94	48.0	23.6	8.9	63.2	4.4	
Worcester Park South	7.5.98	37.9	26.9	12.4	60.7		
	5.5.94	53.6	20.2	8.1	71.6		
Wrythe Green	7.5.98	29.9	19.2	19.6	56.3	4.9	
	5.5.94	50.3	17.9	19.7	58.8	3.6	

Results

Beddington North

No change

~~Carshalton and Wallington~~

Cooper, Pamela M.	LD	938
Leach, John W.E.	LD	891
Baggott, Peter N.	CON	444
Reynell, Josephine E.	CON	439
Thomas, Margaret A.	LAB	217
Poppe, Ruth	LAB	204
Rudkin, Peter T.	GRE	55
Carney, Annette D	GRE	53

Belmont

No change

Sutton and Cheam

Biss, David A.	LD	1,412
Wallace, Anthony S.	LD	1,343
Furey, Christopher G.	CON	992
Pritchett, Simon J.A	CON	918
Harrison, Paul M	LAB	133
Green, Mark R.	LAB	125
Horner, Heather V.	GRE	79

Carshalton Beeches

No change

~~Carshalton and Wallington~~

Beddington South

No change

~~Carshalton and Wallington~~

Aitken, Richard S.	LD	944
Dologhan, Niall D.	LD	922
Saunders, Colleen	LD	916
Wright, Fiona	LAB	455
Whelton, Martin J.	LAB	449
Wright, David J.	LAB	426
Martin, Keith J	CON	372
Snowball, Lorraine B.	CON	357
Wortley, Hilary V.	CON	344

Bentley, Roy E.	LD	1,793
Woodley, Margaret M.	LD	1,779
Miles, Gary M.	LD	1,743
Hewitt, Matthew	CON	974
Butt, Moira J.	CON	957
Davey, Catriona L.	CON	955
Burbage, Marilynne B.	LAB	286
Randall, Peter C.	LAB	267
Green, Katherine L.	LAB	265
Cornford, John K.W	GRE	156

Carshalton Central

Carshalton and Wallington

Baughan, Angela K.	LD	997
Woodley, John G.	LD	877
Tucker, John P.	CON	513
Kitcat, Anthony J.	CON	499
Selous Hodges, Donald M.	LAB	218
Simons, Patricia A	LAB	210
Steel, Robert W.	GRE	196
Whalley, Andrew J.	GRE	101

Carshalton North

Carshalton and Wallington

Cooper, Michael A.	LD	1,059
Hewitt, Philip I.	LD	925
Pike, Alison J.	CON	372
Rowback, Michael T.	CON	350
Drury, Philip E.	LAB	334
Wingrove, Paul A	LAB	293
Hornsby, Neil J.	GRE	110

Cheam South

Sutton and Cheam

Trevor, Edward G.	CON	1,199
Wallace, Sarah S.	CON	1,199
Hudson, Brendan	LD	513
Roberts, Patricia J	LD	477
Jarman, David	LAB	119
Thursfield, Fiona M.	LAB	92

Cheam West

Sutton and Cheam

Gleeson, Lynette R.M.	LD	831
Gleeson, Robert P.	LD	794
Boyce, John S.	CON	584
Cappiello, Marilyn A.	CON	553
Blears, Stephen	LAB	215
Kossowicz, Margaret	LAB	174

Clockhouse

Carshalton and Wallington

Thistle, Roger G.A.	LD	342
Willsher, Kevin J	LAB	176
Creece, Robert A.	CON	173

No change

North Cheam

Sutton and Cheam

Freeman, Julian P.	LD	1,116
Shaw, Ruth M.	LD	1,108
Carter, Clifford C.G.	CON	371
Rawlinson, Anne M.	CON	332
Clarke, Valerie H	LAB	158
Martin, Geoffrey C	LAB	157
Dixon, Simon N.	GRE	55

No change

Rosehill

Sutton and Cheam

Burstow, Paul K.	LD	1,105
Overy, Bella S.J.	LD	907
Hutchinson, John P	CON	371
Lever, Stanley F.	CON	336
Brown, John W.	LAB	147
Fleming, David C.	LAB	116

No change

St Helier North

Carshalton and Wallington

Smith, Joyce	LAB	977
Theobald, Andrew C.	LAB	956
Morgan, John G.	LAB	950
Reed, Barry Francis	LD	404
Pridham, Eric	LD	372
Ward, Peter N.	LD	361
Keynes, Brian W	CON	186
Welch, William F.B.	CON	174
Yeldham, Michael A.	CON	159
Ferguson, Paul C.C	BNP	59

No change

St Helier South

Carshalton and Wallington

Mansell, Charles J.	LAB	745
Lloyd, Stephen P.	LAB	705
Holmes, David A.	LD	266
Daly, James G.	LD	258
Manton, Charles W E.	CON	95
Jaques, Patrick D.	CON	91
Langridge, Donald G.	IND	72

No change

Sutton Central

Sutton and Cheam

Tope, Graham N.	LD	1,055
Brennan, John F.	LD	955
Allen, Kathleen	LAB	247
Trevor, Heather J.	CON	247
Verner, Linda E.	CON	222
Paulino, Victor A.	LAB	208

No change

Sutton Common

No change

Sutton and Cheam		
O'Connell, Lesley F.	LD	961
Gallop, Anne N.	LD	932
Fowler, Peter N.	CON	324
Maxwell, John M.	CON	298
Billings, Roy J.	LAB	195
Morton, Stephen	LAB	170

Sutton East

No change

Sutton and Cheam		
Brims, Donald G.	LD	896
Lowne, Janet	LD	864
Hussain, Lal	LD	774
Blears, Gale A.	LAB	533
Buck, Shawn V.	LAB	495
Williams, Ronald S.	LAB	455
Leech, Doreen P.	CON	347
Hicks, Christine M	CON	343
Swaby, Eaton O.	CON	332
Sweeney, Anne M.M.	GRE	72
Greaves, Nicholas J.	GRE	64

Sutton South

1 CON gain from LD

Sutton and Cheam		
Brown, Anne	CON	1,212
Cull, Nicholas	LD	1,191
Geiringer, Peter H.	CON	1,174
Irwin, Heather M.	CON	1,165
Legg, Keith M.	LD	1,149
Chatterjee, Jayanta K	LD	1,142
Bassett, Philip J.	LAB	289
Shields, Julie A.	LAB	218
Shulka, Anand	LAB	194
Honey, Simon J.	GRE	129
Peglar, Maureen H.	GRE	90

Sutton West

No change

Sutton and Cheam		
Crowhurst, Joan	LD	960
Wallace, Myfanwy A.	LD	892
Brown, Richard G	CON	386
Rawlinson, John R	CON	382
Baker, Stephen R.	LAB	157
Baker, Roy	LAB	146
Hickson, Eric C.	GRE	89
Hickson, Peter H.	GRE	84

Wallington North

No change

Carshalton and Wallington		
Dodwell, John F.	LD	1,252
Keys, John	LD	1,204
Marvelly, Robert J.	LD	1,092
Bowles, Howard J.	CON	677
Pike, Michael V.	CON	647
Pollock, Hamish J.C	CON	616
Mansell, Susan F.	LAB	420
Mackie, Richard T.	LAB	413
Turner, Peter J.	LAB	397
Horner, Bruce J.	GRE	135

Wallington South

No change

Carshalton and Wallington		
Bailey, Richard H.	LD	1,499
Hall, Colin C.	LD	1,381
Theed, Stanley A.G.	LD	1,320
Hanson, Owen J	CON	884
Hinton, Daniel J N.	CON	865
Pillinger, Eric S.	CON	850
O'Kane, Sean C.	LAB	303
Risborough, Louise M.	LAB	295
Stringer, Jack T	LAB	285
Andrews, Karin C.	GRE	150
Hamilton, Nigel P.	GRE	101
Blue, Danny	MRL	75

Wandle Valley

No change

Carshalton and Wallington*		
Andrews, Sheila M.	LD	780
Court, Margaret P.	LD	736
Cook, Ronald T	LAB	610
Cooper, Margaret K	LAB	560
Clark, Margaret F.	CON	170
Pidgeon, Beryl C.	CON	148

Woodcote

No change

Carshalton and Wallington		
Whitham, Graham G.	CON	738
Ponikwer, Duncan R.	LD	240
Poge, Ann K	LAB	118

Worcester Park North

No change

Sutton and Cheam*

Coman, Leslie D.	LD	1,122
Ruxton, Ian B.	LD	1,102
Overy, Peter J.	LD	1,096
Moxon, Beryl R.	CON	504
Longhurst, Glenys A.	CON	497
Niles, Shantina S.	CON	428
Hosking, Hilary C.	LAB	370
Evers, John K.	LAB	360
Stewart, Deborah A.	LAB	334

Worcester Park South

No change

Sutton and Cheam*

Bradley, Wendy M.	LD	1,014
Roberts, Roger D.C.	LD	999
Elwell, Janice L.	CON	460
Williamson, Rosamund J.D.D.	CON	432
Grove, Catherine	LAB	215
Mowatt, Alan J	LAB	196

By-elections**Carshalton Beeches**

No change

18 May 1995

Bentley, Roy E.	LD	1,497
Martin, Keith J.	CON	816
Shearer, Claire	LAB	651
Cornford, John K.W.	GRE	67
Major, John	MRL	31

*Resignation of Gvozdenovic, Daphne A. (LD)***Carshalton North**

No change

20 October 1994

Pattison, Anthony	LD	880
Smart, Margaret	LAB	560
Pillinger, Eric S.	CON	258
Major, John	MRL	30
Rudkin, Peter T.	GRE	15

*Resignation of Lock, Delphine C. (LD)***St Helier North**

No change

Wrythe Green

No change

Carshalton and Wallington

Stears, Susan M.	LD	838
Siggins, Sheila C.	LD	834
Petre, Nigel J.	CON	308
Jennings, Dawn C.	LAB	300
Thorpe, Anthony R	LAB	281
Yeldham, Patricia L	CON	263
Fuller, William E.	GRE	72

23 March 1995

Morgan, John G.	LAB	1,641
Bull, John E.	LD	645
Keynes, Brian W.M.	CON	111
Major, John	MRL	33

*Disqualification of Kane, Patrick B. (LAB)***St Helier North**

No change

13 February 1997

Smith, Joyce	LAB	1,058
Hall, Colin C.	LD	512
Keynes, Brian W.M.	CON	130
Langridge, Donald G.	IND	40
Blue, Danny	MRL	10

*Death of Hopkins, Donald B. (LAB)***St Helier South**

No change

Sutton21 August 1997

Lloyd, Stephen P.	LAB	538
Andrews, Sheila M.	LD	335
Keynes, Brian W.M.	CON	57
Blue, Danny	MRL	13
Resignation of Stagg, Gary F. (LAB)		

Sutton Common

No change

7 December 1995

Gallop, Anne N.	LD	878
Allison, Mark G.	LAB	397
Furey, Christopher G.	CON	270
Ward, Gerald	ICON	68
Major, John	MRL	16
Resignation of Broadbent, Richard F. (LD)		

Sutton West

No change

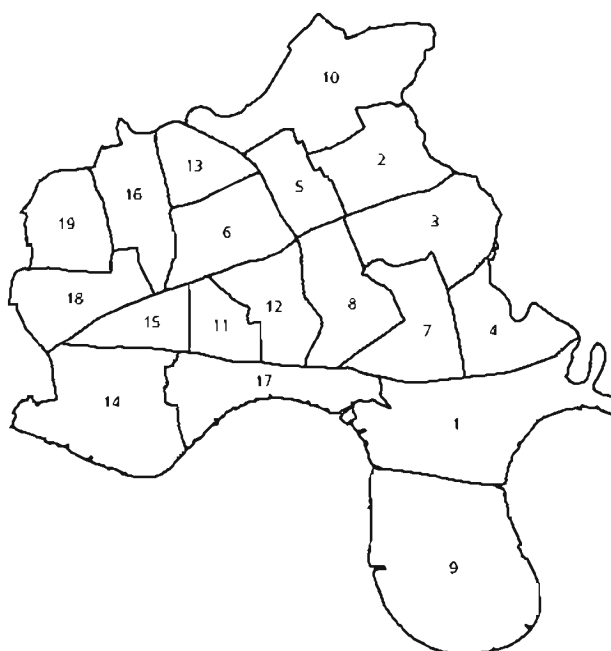
21 November 1996

Crowhurst, Joan	LD	894
Ison, Roger M.V.	CON	315
Williams, Ronald S.	LAB	266
Blue, Danny	MRL	18
Resignation of Headley, Christine L.B. (LD)		

Tower Hamlets

Labour administration

- | | |
|----------------|-------------------|
| 1 Blackwall | 11 Redcoat |
| 2 Bow | 12 St Dunstan's |
| 3 Bromley | 13 St James' |
| 4 East India | 14 St Katharine's |
| 5 Grove | 15 St Mary's |
| 6 Holy Trinity | 16 St Peter's |
| 7 Lansbury | 17 Shadwell |
| 8 Limehouse | 18 Spitalfields |
| 9 Millwall | 19 Weavers |
| 10 Park | |



State of the parties, 1964-98

	CON	LAB	LD	other	total
7.5.98	-	41	9	-	50
5.5.94	-	43	7	-	50
3.5.90	-	20	30	-	50
8.5.86	-	24	26	-	50
6.5.82	-	31	18	1	50
4.5.78	-	43	7	-	50
4.5.74	-	60	-	-	60
13.5.71	-	60	-	-	60
9.5.68	-	57	-	3	60
7.5.64	-	55	-	5	60

% share of the poll, 1964-98

	% poll	CON	LAB	LD	other
7.5.98	36.1	14.0	50.4	25.3	10.5
5.5.94	54.1	3.5	50.8	26.5	19.3
3.5.90	46.1	4.9	42.8	43.4	8.9
8.5.86	38.9	7.2	44.6	42.5	5.7
6.5.82	31.1	6.7	47.3	40.5	5.5
4.5.78	28.3	9.5	64.3	10.8	15.4
4.5.74	18.3	2.5	85.8	6.5	5.2
13.5.71	25.9	5.4	89.2	0.7	4.7
9.5.68	14.3	10.0	70.8	6.1	13.0
7.5.64	15.3	3.9	79.9	6.4	9.8

Changes 1994-98

	CON	LAB	LD	other	total
Old council 98	-	42	7	1	50
Vacancies	-	-	-	-	-
By-elections	-	-	-	-	-
Allegiance changes	-	-1	-	+1	-
New council 94	-	43	7	-	50

General statistics

		Tower Hamlets	London
May 1998	Electorate	123,433	5,010,999
May 1994	Electorate	112,366	4,872,088
Mid 1998 (LRC)	Resident population aged 18 and over	125,200	5,443,900
Mid 1994 (ONS)	Resident population aged 18 and over	122,000	5,409,200
May 1998	% unemployed	14.1	6.7
May 1994	% unemployed	23.6	12.9
April 1998	Band 'D' council tax	£659	£687
April 1994	Band 'D' council tax	£533	£534

% share of the poll

	Date	%poll	CON	LAB	LD	others			
Blackwall	7.5.98	34.2	10.9	64.6	24.5				
	5.5.94	52.7	8.1	71.0	20.9				
Bow	7.5.98	34.4	9.5	37.6	52.9				
	5.5.94	44.2	6.2	40.2	53.6				
Bromley	7.5.98	36.6	9.3	62.2	28.5	GRE			
	5.5.94	49.8	4.5	68.4	18.4	8.7			
East India	7.5.98	32.1	9.8	61.3	28.9				
	5.5.94	53.2	4.0	58.1	37.9				
Grove	7.5.98	42.3	6.9	41.0	52.2				
	5.5.94	51.3	4.0	38.6	51.1	6.3			
Holy Trinity	7.5.98	40.0	10.4	40.6	44.1	BNP	ILD	GRE	
	5.5.94	58.3	-	34.9	23.8	4.9	19.5	17.5	4.3
Lansbury <i>by-election</i>	7.5.98	40.7	4.7	40.8	24.0	IND	NF	BNP	
	15.12.94	49.5	0.8	50.5	29.2	19.9	10.8	19.5	
	5.5.94	56.7	2.9	45.6	36.0	-	-	-	
Limehouse <i>by-election</i>	7.5.98	39.0	8.1	45.0	23.1	23.7			
	9.11.95	39.0	2.3	64.0	27.3	-	-	6.4	
	5.5.94	54.7	3.3	58.9	34.1	3.7			
Millwall	7.5.98	33.9	12.9	61.2	9.1	BNP	II	IND	
	5.5.94	66.5	3.6	50.3	12.0	16.9	26.7	5.6	1.8
Park	7.5.98	39.4	-	28.5	71.5				
	5.5.94	49.5	4.3	37.0	58.8				
Redcoat	7.5.98	38.7	7.8	55.0	37.2				
	5.5.94	56.8	3.4	57.9	38.6				
St Dunstan's	7.5.98	33.4	31.9	68.1	-				
	5.5.94	52.2	-	71.4	20.3	-	-	8.3	
St James'	7.5.98	40.8	4.4	45.4	41.9	8.3			
	5.5.94	60.9	-	47.8	30.3	22.0			
St Katharine's	7.5.98	32.5	36.0	46.3	17.6	ILAB	RES	IND	
	5.5.94	47.8	7.4	45.6	25.4	11.7	6.6	3.3	
St Mary's <i>by-election</i>	7.5.98	30.1	30.3	69.7	-	ILD	MLAB		
	9.5.96	37.8	14.8	62.5	16.3	-	6.4		
	5.5.94	55.1	4.4	66.8	5.9	23.0			
St Peter's	7.5.98	36.8	8.6	46.7	20.7	ILD	BNP		
	5.5.94	53.1	3.2	44.8	13.2	24.0	19.0	19.7	
Shadwell <i>by-election</i>	7.5.98	31.8	21.4	48.6	-	IND	ILAB	GRE	BNP
	15.9.94	36.2	3.0	71.9	12.8	29.9	-	-	12.3
	5.5.94	51.4	8.8	47.5	22.1	-	14.5	7.2	
Spitalfields	7.5.98	33.8	29.6	70.4	-				
	5.5.94	53.8	-	59.0	31.6	-	9.5		
Weavers <i>by-election</i>	7.5.98	40.1	6.2	41.0	29.5	ILD	BNP	MLAB	
	23.2.95	44.1	-	46.0	16.0	23.3	18.3	16.1	3.7
	5.5.94	53.1	-	42.7	26.4	30.9			

Results**Blackwall**

Poplar and Canning Town

		No change
Wright, Stephen L.	LAB	701
Murshid, Khan A.N.	LAB	691
Jackson, Jane M.	LD	287
Ramsay, Patricia A.	LD	242
Hayhoe, Crispin B	CON	128
Hoile, Sarah	CON	107

Bow

Bethnal Green and Bow

		No change
Gipson, Raymond G.	LD	1,138
Stacy, Terry J.	LD	1,063
Williams, Marian	LD	1,010
Downes, Arthur W	LAB	797
Chattopadhyay, Arun K	LAB	793
Leapman, Benjamin	LAB	696
Chowdhury, Tafique A.	CON	246
Gordon-Clark, Simon M.	CON	138

Bromley

Poplar and Canning Town

		No change
Sardar, Abdul A.	LAB	1,504
Hinvest, Carol M.	LAB	1,293
Chattopadhyay, Betheline	LAB	1,116
Cameron, Bernard	LD	666
Peters, Rosemarie	LD	580
Coverson, Ron	LD	547
Livingstone, John S.	CON	239
Perrott, Barbara J.	CON	187
Price, Gregory M.	CON	157

East India

Poplar and Canning Town

		No change
Son, Brian J.	LAB	826
Ahmed, Rajib	LAB	790
Huxted, Nigel P.	LD	432
Steggles, Annabelle J	LD	331
Cross, Nathaniel	CON	129

Grove

Bethnal Green and Bow

		No change
Ludlow, Janet	LD	874
Hunn, Frederick C.	LD	848
Jacobs, Olwen M.	LAB	704
Swain, Jonathan	LAB	647
Hoque, Syed E.	CON	113

Holy Trinity

Bethnal Green and Bow

		2 LD gains from LAB
Snooks, Albert J.	LD	1,358
Duffey, Barrie C.	LD	1,342
Ullah, Salim	LAB	1,314
Tucker, Rosina S.	LD	1,270
Gardiner, Judith A.	LAB	1,181
Sharpe, Anthony J.	LAB	1,156
Syed, Mustak A.	CON	313
Costello, Paul	BNP	147

Lansbury

Poplar and Canning Town

		No change
Johnson, Diana R.	LAB	1,082
Keating, Michael C.	LAB	1,023
Morton, Kevin V.	LAB	964
Blandford, Barry A.	LD	692
Carlin, Peter	LD	604
Neale, Russell P	LD	508
Hemingway, David A.	IND	499
Miller, Lynda	NF	270
Benham, Harry C.	CON	137
Jones, Sharon A.	CON	107
McLachlan, James	CON	107

Limehouse

Poplar and Canning Town

		No change
Abbas, Helal U.	LAB	928
Edgar, David J.	LAB	778
Alom, Soyful	LAB	771
Wakefield, William	IND	520
McNally, Timothy J.	LD	443
Caplan, Maurice	IND	441
Rayment, Stewart G.	LD	431
Hossain, Abu H M.E.	IND	425
Begum, Parvin	IND	402
Pantling, Martin J.	LD	399
England, Derek	IND	388
Rahman, Motiur,	CON	260
Drew, Pamela	CON	101
Goodman, Paul A.	CON	84

Millwall

Poplar and Canning Town

		No change
Mainwaring, Julia	LAB	2,315
Young, Martin F.	LAB	2,315
Molyneaux, Stephen J.	LAB	2,279
Hill, David J.	BNP	665
Callow, Gordon T.	BNP	637
Harrington, Steven R	BNP	606
Groves, Philip W	CON	495
Kendall-Tobias, Jennifer	CON	489
Norton, William G.D	CON	468
Flowers, Richard D	LD	371
Wilcock, Alexander I.M.C.	LD	335
Hunn, Linda C.	LD	318

Park

Bethnal Green and Bow

		No change
Baunton, Elizabeth	LD	1,076
Charles, Derek	LD	958
Amos, Alan T.	LAB	418
Royal, Philip N.	LAB	392

Redcoat

Bethnal Green and Bow

		No change
Rahman, Ataur	LAB	922
Bayat, David P.	LAB	906
Langan, James	LD	636
Harriott, Josephine G.	LD	599
Neill, Robert J.M.	CON	129

St Dunstan's

Bethnal Green and Bow

		No change
Biggs, John R.	LAB	1,412
Ahmed, Shahab U.	LAB	1,231
Uddin, Mohammed S.	LAB	1,220
Hill, Edna	CON	602

St James'

Bethnal Green and Bow

		No change
Taylor, Mark E.	LAB	941
Melvin, Lorraine K.	LAB	889
Martin, Barrie P	LD	847
Griffiths, John D.M.	LD	841
Maxwell, Paul	BNP	168
McHale, Paul E.	BNP	168
Ullah, Mohammed H.	CON	89

St Katharine's

Bethnal Green and Bow

		No change
Jones, Denise	LAB	1,582
Asad, Abdul	LAB	1,496
Hoque, Anamul	LAB	1,333
Emmerson, Jane E	CON	1,206
Miah, Mostofa	CON	1,082
Glover, Gyles R	LD	610
Miah, Hilal	LD	540
Snooks, Patricia	LD	528

St Mary's

Bethnal Green and Bow

		No change
Uz-Zaman, Motin	LAB	826
Heslop, Alexander K.	LABCP	819
Choudhury, Habibur R.	CON	358

St Peter's

Bethnal Green and Bow

		No change
Begum, Jusna	LAB	1,405
Miah, Raja	LAB	1,223
Marney, Raymond V.	LAB	1,218
Chowdhury, Mohammed J.U.	LD	802
Cook, Kathleen E.	ILD	798
Lafferty, Brian K	ILD	590
Wright, Betty	ILD	586
O'Flaherty, Timothy	LD	460
Elston, Michael	LD	441
Tarby, Joy M.	CON	237

Shadwell

Poplar and Canning Town

		No change
Keith, Michael	LAB	1,346
Alom, Bodrul M.	LAB	1,229
Shukur, Abdus	LAB	1,112
Malik, Abdul	IND	757
Powell, Richard H.	CON	589
Ingham, Paul W.E	CON	547
Aileru-Thomas, Lawrence	CON	490

Spitalfields

Bethnal Green and Bow

		No change
Mizan, Syed A.	LAB	1,454
Mortuza, Ghulam	LAB	1,435
Uddin, Ala	LAB	1,316
Shaikh, Eaoyor	CON	621
Webb, David	CON	558

Weavers

No change

Bethnal Green and Bow

Ali, Mohammed	LAB	1,229
Creegan, Christopher G.	LAB	985
Tuitt, Catherine	LAB	922
Appiah, Kofi B.	LD	776
Milson, Terry B	ILD	770
Khan, Abdul M	LD	748
Mathews, Jonathan P	LD	738
Caulfield, Kathleen	ILD	705
Sillman, Justin	ILD	309
Uddin, Mohammed S	CON	158

By-elections**Lansbury**

No change

15 December 1994

Keating, Michael C.	LAB	1,457
Hughes, Peter	LD	844
Beackon, Derek W.	BNP	562
Livingstone, John S.	CON	24

*Resignation of Commons, Eric A. (LAB)***Limehouse**

No change

9 November 1995

Wakefield, William E.	LAB	1,467
Bargery, Paul A.	LD	625
Callow, Gordon T.	BNP	147
Hoile, David C.	CON	53

*Resignation of Ryan, John P. (LAB)***Shadwell**

No change

15 September 1994

Keith, Michael J.	LAB	1,783
Roberts, Richard F.	LD	317
Callow, Gordon	BNP	305
Ingham, Paul W.E.	CON	74

*Death of Lilley, Albert (LAB)***St Mary's**

No change

9 May 1996

Gardiner, Judith A.	LAB	1,027
Langan, James	LD	267
Choudhury, Reza A.	CON	243
Pierre, Hugo C.	MLAB	106

*Resignation of Linton, Amanda (LAB)***Weavers**

No change

23 February 1995

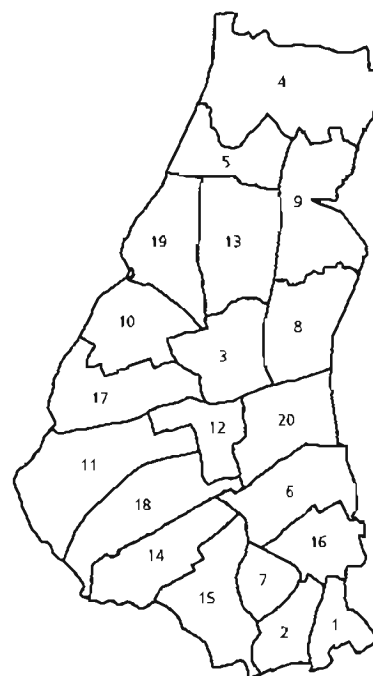
Ali, Mohammed	LAB	1,388
Milson, Terry B.	ILD	551
King, David M.	BNP	486
Miah, Sajjad	LD	482
Pierre, Hugo C.	MLAB	112

Resignation of Peters, Vanessa L. (LAB)

Waltham Forest

Labour administration

1	Cann Hall	11	Higham Hill
2	Cathall	12	Hoe Street
3	Chapel End	13	Larkswood
4	Chingford Green	14	Lea Bridge
5	Endlebury	15	Leyton
6	Forest	16	Leytonstone
7	Grove Green	17	Lloyd Park
8	Hale End	18	St James Street
9	Hatch Lane	19	Valley
10	High Street	20	Wood Street



State of the parties, 1964-98

	CON	LAB	LD	other	total
7.5.98	15	30	12	-	57
5.5.94	16	27	14	-	57
3.5.90	16	30	11	-	57
8.5.86	16	31	10	-	57
6.5.82	25	26	6	-	57
4.5.78	21	36	-	-	57
4.5.74	12	36	-	-	48
13.5.71	9	39	-	-	48
9.5.68	44	4	-	-	48
7.5.64	3	36	-	9	48

% share of the poll, 1964-98

	% poll	CON	LAB	LD	other
7.5.98	34.2	23.1	40.8	30.1	6.1
5.5.94	44.6	23.0	40.6	31.2	5.2
3.5.90	50.8	33.7	36.2	22.5	7.6
8.5.86	44.9	29.4	40.6	26.1	3.8
6.5.82	42.8	40.7	31.2	27.1	1.0
4.5.78	40.8	46.0	43.8	3.0	7.1
4.5.74	31.3	37.7	45.4	10.2	6.7
13.5.71	39.0	34.8	55.7	1.7	7.8
9.5.68	38.3	55.4	29.7	3.7	11.2
7.5.64	32.0	24.0	48.1	13.4	14.6

Changes 1994-98

	CON	LAB	LD	other	total
Old council 98	16	24	14	2	56
Vacancies	-	1	-	-	1
By-elections	-	+1	-1	-	-
Allegiance changes	-	-3	+1	+2	-
New council 94	16	27	14	-	57

General statistics

		Waltham Forest	London
May 1998	Electorate	156,186	5,010,999
May 1994	Electorate	160,833	4,872,088
Mid 1998 (LRC)	Resident population aged 18 and over	164,700	5,443,900
Mid 1994 (ONS)	Resident population aged 18 and over	169,200	5,409,200
May 1998	% unemployed	7.5	6.7
May 1994	% unemployed	14.6	12.9
April 1998	Band 'D' council tax	£814	£687
April 1994	Band 'D' council tax	£587	£534

% share of the poll

	Date	%poll	CON	LAB	LD	others		
Cann Hall	7.5.98	37.8	3.9	31.8	64.3			
	5.5.94	49.9	5.3	40.8	53.9			
Cathall	7.5.98	24.5	9.5	62.2	17.5	GRE	IND	
	5.5.94	36.7	10.4	65.7	15.8	-	8.1	
Chapel End	7.5.98	38.4	17.3	30.1	47.7	GRE	BNP	
	5.5.94	50.2	16.3	26.1	52.4	-	4.9	
Chingford Green	7.5.98	36.9	58.2	20.2	21.6	IND		
	5.5.94	47.7	50.0	18.0	29.0	2.9		
Endlebury	7.5.98	34.9	62.3	17.4	14.8	GRE		
	5.5.94	44.3	57.6	19.4	23.0	5.5		
Forest	7.5.98	39.0	9.1	54.0	37.0			
	5.5.94	50.9	7.2	47.9	44.9			
Grove Green	7.5.98	31.3	8.2	47.9	32.3	11.6		
	5.5.94	42.6	10.7	55.1	26.0	8.2		
Hale End	7.5.98	42.6	37.2	26.1	31.9	4.8		
	5.5.94	53.5	37.3	24.7	30.6	7.4		
Hatch Lane	7.5.98	35.7	43.7	37.1	11.8	7.4		
	5.5.94	44.4	48.4	28.9	22.7			
High Street	7.5.98	38.7	9.4	47.7	42.9			
	5.5.94	44.8	15.5	54.0	30.5			
Higham Hill	7.5.98	36.0	8.5	35.2	44.7	RES	BNP	
	5.5.94	50.6	8.1	25.1	66.8	8.2	3.4	
Hoe Street	7.5.98	31.1	17.1	51.3	14.3	GRE		
	5.5.94	44.0	20.3	52.5	15.3	17.3		
Larkswood	7.5.98	30.2	51.7	33.3	15.0			
	5.5.94	42.8	51.3	28.3	20.4			
Lea Bridge	7.5.98	30.8	17.0	54.6	28.3	IND		
	5.5.94	37.8	18.5	62.8	15.5	3.2		
Leyton	7.5.98	42.6	3.0	39.6	49.6	SP	GRE	
	5.5.94	48.7	-	47.4	52.6	4.2	3.6	
Leytonstone	7.5.98	35.1	8.1	47.5	29.1	GRE	IND	
	5.5.94	42.9	13.6	51.5	24.8	9.0	6.2	
Lloyd Park	7.5.98	28.0	19.3	58.4	22.3			
	5.5.94	40.9	19.4	49.8	19.8	-	10.9	
St James Street	7.5.98	27.0	22.9	49.8	15.0	MLAB	GRE	IND
	5.5.94	38.9	18.8	45.0	11.8	-	12.3	
Valley	7.5.98	29.7	45.5	41.6	12.9			
	5.5.94	38.4	43.0	28.2	21.3	-	7.4	
Wood Street <i>by-election</i>	7.5.98	38.6	11.2	41.2	37.1	-	10.5	
	1.5.97	63.1	19.6	49.3	31.1			
	5.5.94	49.8	13.8	40.6	45.6			

Results**Cann Hall**

Leyton and Wanstead

No change

Kitson, Clyde	LD	1,741
Rayner, Keith A.	LD	1,652
Phillips, Elizabeth J.	LD	1,651
Khan, Jahungir	LAB	855
Leslie, Ian	LAB	847
Walsh, John J	LAB	795
Neilson-Hansen, Mary	CON	114
Fannon, Adrian	CON	98
Hemsted, David W.J	CON	96

Cathall

Leyton and Wanstead

No change

Martin, Milton	LAB	1,143
Highfield, Shameem K.A.	LAB	1,086
Wheeler, Terence V.	LAB	1,071
Mian, Abdul K.	LD	321
Southall, Mark B.	LD	318
Wait, Angela J	LD	288
Clough, Stephen J.	GRE	193
Hemsted, Roger W.	CON	175
Williams, Margery	CON	165
Robinson, Edward H.	CON	162

Chapel End

Walthamstow

No change

Atherton, Patricia A.	LD	1,402
Belam, Robert D.	LD	1,395
Woolnough, Graham A.	LD	1,354
Kaye, Jack	LAB	949
Sweden, Richard C.	LAB	855
Laheru, Mahesh	LAB	820
McMurray, Christopher A.	CON	504
Edis, Eric V.	CON	502
McCauley, Richard Y.	CON	502
Gould, Alan	BNP	141

Chingford Green

Chingford and Woodford Green

No change

Fish, Michael C.	CON	1,846
Arnold, Derek B.	CON	1,815
Lewis, Michael J.	CON	1,721
Boyle, Henry A.	LD	719
Paterson, Ian A.	LD	677
Lee, Elizabeth J.	LAB	663
Davies, Richard W.	LAB	618
Mullington, Christopher	LD	598
O'Reilly, Rita	LAB	590

Endlebury

Chingford and Woodford Green

No change

Herrington, Peter V.	CON	1,311
Jovicic, Mladen	CON	1,271
Pierpoint, Stephen J.	LAB	403
Mudie, Kathleen G.	LD	325
Serai, Krit G.S	LAB	320
Phemister, Monica	LD	287
Allen, Joan	GRE	115

Forest

Leyton and Wanstead

No change

Rahman, Mohammed F.	LAB	1,691
Dhillon, Kabal S.	LAB	1,479
Tucker, Simon P.	LAB	1,453
Shafiq, Mohammed	LD	1,078
Smith, Patrick C.	LD	1,066
Strachan, Peter A.	LD	1,023
Kelly, Thomas	CON	285
Evans, David	CON	268
Purkis, Nicholas J.	CON	226

Grove Green

Leyton and Wanstead

No change

Bhogal, Tarsem S.	LAB	1,203
Duran, Jane A.	LAB	1,133
Lock, Andrew J.	LAB	1,108
Butt, Nazir A.	LD	821
Bagas, Mohamed H.	LD	772
Sullivan, Jeniffer E	LD	730
Measure, William J	GRE	277
Holman, Rosemary A.	CON	226
Martin, Barbara I.	CON	193
Jovicic, Pamela A.	CON	173

Hale End

No change

Chingford and Woodford Green

Norman, Douglas A.	CON	850
Finlayson, Lesley A.	CON	833
Carder, Joan M.	LD	723
Beanse, John D.	LD	722
Dore, Martin J.	LAB	597
Williams, Jennifer A	LAB	584
Farrell, Michael P.	GRE	109

Hatch Lane

No change

Chingford and Woodford Green

Walker, Geoffrey A.	CON	1,297
Fitzgerald, Marion J.	CON	1,287
Braham, Laurie	CON	1,232
Blackledge, Stewart B	LAB	1,121
Hayes, David G.	LAB	1,072
Lyons, Gerard A.	LAB	1,041
Brown, Frank	LD	371
Hoskins, Janet R.	LD	341
Smith-Pryor, John G.	LD	317
Tatam, Robert F.	GRE	216

High Street

1 LD gain from LAB

Walthamstow

Ali, Liaquat	LAB	1,402
Blunt, David M.S.	LAB	1,351
Wheatley, Robert	LD	1,321
Beg, Aktar	LAB	1,199
Diwan, Mohammad S	LD	1,144
Georges, Franklyn E.	LD	1,091
Buchanan, Fiona J.	CON	288
Brock, Robert J.	CON	267
Butt, Riaz A	CON	225

Higham Hill

No change

Walthamstow

Carey, Robert A.	LD	781
Woolcott, Peter D.	LD	679
Barnett, Peter J.	LAB	599
Dunphie, Karen E.	LAB	549
Bracegirdle, David R.W	IRE	152
Buchanan, Douglas	CON	149
Hallsworth, Philip M.	CON	130
Reed, Reginald F.	IRE	115
Cooper, Terence R.	BNP	56

Hoe Street

No change

Walthamstow

Poulsen, Sylvia A.	LAB	1,504
Sizer, Eric G.	LAB	1,461
Nasim, Mohammed M.	LAB	1,328
Buzzard, Jenny	CON	501
Buzzard, Paul J.	CON	497
Wardell, Patricia I.	LD	483
Lambert, Stephen W.	GRE	481
Khan, Mehboob	CON	435
Aslam, Mohammed	LD	366
Ali, Liaquat	LD	345

Larkswood

No change

Chingford and Woodford Green

Walter, John F.	CON	1,482
Thompson, Michael	CON	1,445
Williams, Eric G.	CON	1,400
Brown, Carolyn M	LAB	949
Evans, David	LAB	930
Evans, Patricia A.	LAB	906
Wells, Violet P.	LD	445
McElarney, Geraldine F.	LD	409
Wanden, Keith J.	LD	402

Lea Bridge

No change

Walthamstow

Buckley, Anthony J.	LAB	1,226
Buckley, Sarah A.	LAB	1,206
Bruni, Roberto	LAB	1,062
Khan, Mehor	LD	628
Andrews, Kay-Lorraine	LD	607
Qureshi, Mashoodul F.	LD	577
Strank, Barbara E.	CON	377
Webb, Susan F	CON	362
Strank, John T.	CON	351

Leyton

No change

Leyton and Wanstead

Sullivan, Robert F.	LD	1,636
Hodges, Loretta	LD	1,615
Tuckey, Charles H.	LD	1,549
Robbins, Christopher A.	LAB	1,306
Redcliffe, Paul E.	LAB	1,272
Morton, Clive W.	LAB	1,253
Thompson, Louise H.	SP	135
Smith, David J.	GRE	117
Carr, Geoffrey G	CON	105
Herrington, Victor G.	CON	97
Thompson, Nicola J.	CON	89

Leytonstone No change

Leyton and Wanstead

Gray, Jennifer C.	LAB	1,398
Morgan-Thomas, Huw M.	LAB	1,268
Loakes, Clyde W.	LAB	1,237
Howard, John C.	LD	808
Malik, Shahnaz S.	LD	807
Gammage, Antony W	LD	775
Measure, Maureen C.C.	GRE	246
Comber, Amanda	CON	235
Herrington, Sylvia M.	CON	216
Williams, Michael E.	CON	216
Milroy, Roderick M.	IND	171

Lloyd Park No change

Walthamstow

Jones, Evan M.	LAB	1,149
O'Connor, Martin J.	LAB	1,129
Matharoo, Narinder S.	LAB	983
Forecast, Stanley D	LD	417
Hatton, Peter H.S.	LD	416
Hopkins, Michael	LD	414
Brewster, Cuthbert	CON	371
Edis, Carolyn E.	CON	360
Hernsted, Andrew P.J.	CON	347

St James Street No change

Walthamstow

Murray, Diana S.	LAB	1,245
Kamal, Tahir	LAB	1,162
Smith, Graham	LAB	1,153
Ali, Asghar	CON	693
Pollinger, Christine L	CON	470
Webb, David H.	CON	470
Khan, Yousaff	LD	452
Younis, Mohammed	LD	351
Ruxton, Thomas	GRE	292
Sheikh, Mohammed S	LD	272

Valley 1 LAB gain from CON

Chingford and Woodford Green

Gover, John M.	CON	1,080
Broadley, Margaret L	LAB	1,022
Evans, Jeremy R.	CON	1,018
Finlayson, Nial	CON	997
Jeremiah, Michael P	LAB	917
Russell, Nicholas L.	LAB	891
Young, David A.	LD	325
Hardy, Keith A.	LD	286
Croucher, Jane A.	LD	263

Wood Street 2 LAB gains from LD

Walthamstow

Bean, Angela M.	LAB	1,522
Dunn, Chris	LAB	1,367
Dawe, Peter J.	LAB	1,365
Leighton, Peter L.	LD	1,316
Meadowcroft, Robert S	LD	1,275
Meiszner, Sean	LD	1,248
Caplan, Michael H.	CON	394
McMurray, Tina	CON	389
Lobendham, Jude T	CON	375
Olende, Christine J	GRE	362

By-election

Wood Street LAB gain from LD

1 May 1997

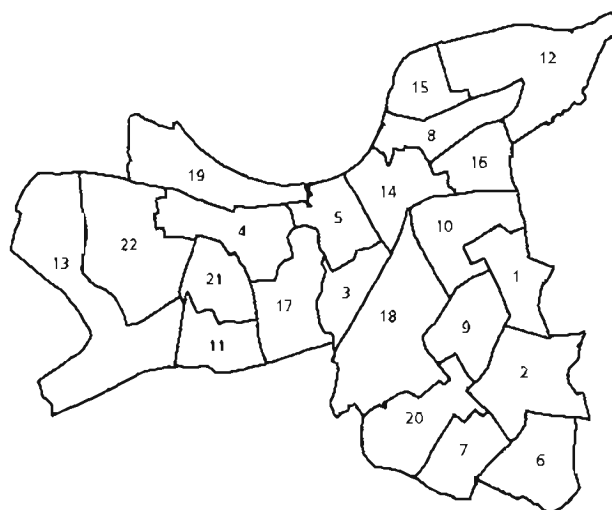
Bean, Angela M.	LAB	2,718
Meadowcroft, Robert S	LD	1,717
Brock, Robert J.	CON	1,079

Resignation of Chubb, Neal A. (LD)

Wandsworth

Conservative administration

1	Balham	12	Queenstown
2	Bedford	13	Roehampton
3	Earlsfield	14	St John
4	East Putney	15	St Mary's Park
5	Fairfield	16	Shaftesbury
6	Furzedown	17	Southfield
7	Graveney	18	Springfield
8	Latchmere	19	Thamesfield
9	Nightingale	20	Tooting
10	Northcote	21	West Hill
11	Parkside	22	West Putney



State of the parties, 1964-98

	CON	LAB	LD	other	total
7.5.98	50	11	-	-	61
5.5.94	45	16	-	-	61
3.5.90	48	13	-	-	61
8.5.86	31	30	-	-	61
6.5.82	33	27	1	-	61
4.5.78	36	25	-	-	61
4.5.74	12	48	-	-	60
13.5.71	7	53	-	-	60
9.5.68	48	12	-	-	60
7.5.64	13	47	-	-	60

% share of the poll, 1964-98

	% poll	CON	LAB	LD	other
7.5.98	39.4	52.7	35.6	8.3	3.5
5.5.94	50.0	49.4	39.1	8.8	2.7
3.5.90	56.5	50.8	37.1	4.5	7.6
8.5.86	51.4	42.7	44.0	10.9	2.5
6.5.82	48.7	42.7	38.1	18.8	0.5
4.5.78	45.3	51.7	42.0	4.0	2.4
4.5.74	35.7	38.2	52.1	8.9	0.8
13.5.71	40.3	38.2	60.4	0.7	0.8
9.5.68	34.3	59.7	34.9	4.6	0.8
7.5.64	35.0	38.1	53.3	6.5	2.1

Changes 1994-98

	CON	LAB	LD	other	total
Old council 98	45	15	-	1	61
Vacancies	-	-	-	-	-
By-elections	-	-	-	-	-
Allegiance changes	-	-1	-	+1	-
New council 94	45	16	-	-	61

General statistics

		Wandsworth	London
May 1998	Electorate	198,318	5,010,999
May 1994	Electorate	195,183	4,872,088
Mid 1998 (LRC)	Resident population aged 18 and over	212,700	5,443,900
Mid 1994 (ONS)	Resident population aged 18 and over	218,500	5,409,200
May 1998	% unemployed	5.7	6.7
May 1994	% unemployed	12.4	12.9
April 1998	Band 'D' council tax	£322	£687
April 1994	Band 'D' council tax	£342	£534

% share of the poll

	Date	%poll	CON	LAB	LD	GRE	IND	ILD	others
Balham	7.5.98 5.5.94	41.3 51.1	54.8 53.9	31.9 38.1	6.9 8.0	6.4			
Bedford	7.5.98 5.5.94	40.5 48.9	48.0 44.7	38.5 40.4	6.0 6.2	7.5 6.4	2.4		
Earlsfield	7.5.98 5.5.94	43.7 53.1	54.6 51.6	35.9 40.5	4.6 5.2	4.9 -	2.7		
East Putney	7.5.98 5.5.94	35.7 45.3	61.9 58.8	27.3 31.3	10.8 9.9				
Fairfield	7.5.98 5.5.94	44.5 58.4	63.7 54.5	30.8 39.8	5.6 5.7				
Furzedown	7.5.98 5.5.94	42.7 51.5	43.6 46.2	45.6 44.4	5.5 5.7	5.3 3.7			
Graveney	7.5.98 5.5.94	34.6 48.3	16.6 19.2	45.9 48.2	30.7 27.8	6.8 4.8			
Latchmere	7.5.98 5.5.94	31.7 45.8	44.1 41.8	50.3 52.1	5.5 6.1				
Nightingale	7.5.98 5.5.94	41.5 48.2	51.1 53.7	36.8 36.9	6.1 9.4	6.0			
Northcote	7.5.98 5.5.94	40.5 50.1	61.8 56.6	24.5 25.8	7.9 7.9	5.7 9.6			
Parkside	7.5.98 5.5.94	45.3 56.2	59.5 55.0	32.6 35.6	7.9 9.4				
Queenstown	7.5.98 5.5.94	37.8 46.8	57.3 54.2	37.4 40.2	5.3 5.6				
Roehampton	7.5.98 5.5.94	37.7 51.1	49.6 38.2	42.2 50.6	8.2 11.2				
St John	7.5.98 5.5.94	34.3 45.2	54.0 43.5	38.8 48.9	7.3 7.6				
St Mary's Park	7.5.98 5.5.94	40.3 50.3	56.0 51.9	32.3 36.2	4.6 6.4	7.1 5.5			
Shaftesbury	7.5.98 5.5.94	37.8 49.0	54.1 56.7	33.9 34.5	5.6 8.8	6.4			
Southfield	7.5.98 5.5.94	44.2 56.4	58.2 49.2	33.3 33.6	8.5 7.5	6.0	3.7		
Springfield	7.5.98 5.5.94	41.8 50.9	55.7 52.0	33.8 35.0	5.4 7.1	5.1 6.0			
Thamesfield	7.5.98 5.5.94	40.7 49.5	64.1 59.2	24.5 28.8	11.5 12.0				
Tooting	7.5.98 5.5.94	34.6 46.1	28.8 32.8	54.6 58.6	8.7 8.6	7.9			
West Hill	7.5.98 5.5.94	41.7 55.3	60.7 56.1	29.1 35.8	10.2 8.0				
West Putney	7.5.98 5.5.94	38.5 49.5	63.2 61.7	28.6 31.0	8.2 7.3				

Results**Balham**

Battersea

		No change	
Hurley, Guy J.D.	CON	2,101	
Ayonrinde, Bernadina I.T.	CON	2,049	
White, Rev. Andrew P.B.	CON	2,049	
Grindrod, Mark A	LAB	1,254	
Tupper, Martin C.	LAB	1,187	
Thompson, Vera	LAB	1,168	
Brown, Simon E.M.	LD	259	
Cooke-Yarborough, David J.	LD	259	
Green, Matthew G	LD	258	
Paterson, Lauren T.	GRE	241	

Bedford

Tooting

		No change	
Dawe, Colin F.	CON	1,884	
Finn, Stewart P.A.	CON	1,823	
Wilkie, Sheldon A.	CON	1,675	
Daniels, Neville	LAB	1,551	
Cooper, Leonie A R G.	LAB	1,444	
Gibby, Philip J.S.	LAB	1,316	
Ratray, John M.	GRE	391	
Weils, Amanda J	LD	272	
Reilly, Christopher A.	LD	207	
Williams, Richard R.	LD	197	
Vickery, Albert R	GRE	170	

Earlsfield

Tooting

		No change	
Graham, Angela	CON	1,642	
McNaught-Davis, Charles	CON	1,413	
Arndt, Annabel C.	LAB	1,019	
Leigh, Martin J	LAB	990	
Benson, Julie	LD	146	
Thorn, Tracey	GRE	138	
Fennelly, Anthony J	LD	114	

East Putney

Putney

		No change	
McDonnell, Leslie F.	CON	2,191	
Whittingham, Diana M.	CON	2,102	
Prichard, Brian N.C.	CON	2,076	
McNeil, Elizabeth	LAB	1,023	
Kenny, Edward	LAB	998	
Uwadiae, Samuel E.	LAB	794	
Pyne, Russell D.	LD	398	
Shocket, Susan	LD	377	
Butt, Nasser M	LD	334	

Fairfield

Battersea

		No change	
Graham, Vanessa C.L.C.	CON	1,658	
Strickland, Tessa M.E.	CON	1,502	
L'Estrange, Suzanne	LAB	767	
Bean, Stuart	LAB	759	
Warren, Patrick M.	LD	170	
Maaten, Julius	LD	106	

Furzedown

Tooting

		1 LAB gain from CON	
Farebrother, John F.	LAB	1,963	
Briginshaw, Jane R.	LAB	1,949	
Hart, Ian P.	CON	1,896	
Hepburn, Margaret G	LAB	1,835	
Cheshire, Ian M.	CON	1,812	
Lodge, Oliver A.	CON	1,794	
Hill, Catherine L.	LD	301	
Knight, Timothy J	LD	231	
Ekhsigian, Richard D	GRE	222	
Patterson, David	LD	166	

Graveney

Tooting

		No change	
Gibbons, Andrew R.A.	LAB	1,732	
Tatlow, Pamela	LAB	1,524	
Hosain, Thakur D.	LAB	1,481	
Green, Mark A.	LD	1,150	
James, Simon A.	LD	1,068	
Zetterlund, Ulrica P	LD	952	
Chandler, Ian P	CON	673	
de Winton, David R.P.	CON	528	
Whitehouse, Sarah A	CON	518	
Williams, Martin D	GRE	234	

Latchmere

Battersea

		No change	
Belton, Anthony J.	LAB	1,233	
Johnson, Maurice	LAB	1,160	
Heath, Samantha L.	LAB	1,153	
Crellin, Alistair J.	CON	1,104	
Mackay, Robert T.R.	CON	1,046	
Walker, Charles A R	CON	959	
Norman, Henrietta	LD	144	
Elsley, Derek	LD	128	
Folkard, Gordon	LD	118	

Nightingale

Tooting		No change
McDermott, Evelyn G.	CON	1,978
Heaster, Maurice A.S.	CON	1,951
Govindia, Ravindra P.	CON	1,913
Bell, Michael J.	LAB	1,469
Critchard, Annamarie M.	LAB	1,426
Wrigley, Lisa	LAB	1,311
Green, Christine A.	LD	281
Gormley, Kerry	GRE	240
Joachim, Karin	LD	215
Mackenzie, Bruce W.D.	GRE	214
Strong, Ivor W.	LD	202

Northcote

Battersea		No change
Dixon, Clive	CON	2,288
Passmore, Gordon S.	CON	2,217
Johnson, Martin D.	CON	2,211
van Tongeren, Tracey L.	LAB	948
Joseph, Eric W.	LAB	883
Lowhing, Michael J	LAB	835
Cronin, Charles H.	LD	335
Vitelli, Siobhan	LD	286
Allen, Richard C.H	LD	237
Crowhurst, Richmond A.	GRE	207

Parkside

Putney		No change
Howlett, Elizabeth	CON	1,580
Swan, Jeremy	CON	1,425
Tuer, Michael J.	LAB	876
Unsworth, Robert P	LAB	769
Devons, Catherine S.	LD	205
Berryman, David A	LD	196

Queenstown

Battersea		No change
Humphries, Carol	CON	1,489
Vivian, Richard A.H.	CON	1,325
Amos, David R.	LAB	997
Lloyd, Hywel	LAB	838
Martin-Kaye, Joanna L.	LD	145
Jones, Ashley	LD	114

Roehampton

Putney		3 CON gains from LAB
Harris, Thomas O.C.	CON	1,570
Simpson, Michael R.E.	CON	1,495
Lumby, Hugh M.R.	CON	1,491
Ackhurst, Peter J.	LAB	1,346
Meehan, Denis E	LAB	1,282
Walsh, Maureen D	LAB	1,254
Leggett, Nicholas W.M	LD	293
Shelmerdine, Valerie	LD	258
Wallace, Patrick J.	LD	204

St John

Battersea		3 CON gains from LAB
Beresford, Toby	CON	1,729
Smith, Ronald D.	CON	1,637
McCausland, Piers C.	CON	1,603
Grimes, Aiden	LAB	1,275
Sutton, Derek R.	LAB	1,200
Tuck, Anthony E.	LAB	1,096
Crick, Andrew	LD	248
Stewart, Lily W.	LD	224
Giles, Alan S	LD	198

St Mary's Park

Battersea		No change
Flook, Adrian J.	CON	2,104
Hallmark, John D.	CON	2,048
Williams, Simon P.	CON	1,952
Comer, Paul B.T	LAB	1,228
Naish, Toby W	LAB	1,180
Odemo, Yemi	LAB	1,114
Austin, Caroline M.G	GRE	259
Owen-Jones, David R.	LD	223
Woodley, Christopher R.	LD	160
Samani, Sanjay	LD	117

Shaftesbury

Battersea		No change
Beddows, Philip W.	CON	2,063
Cousins, James A.	CON	2,002
Senior, John G.B.	CON	1,994
Eccles, Christine	LAB	1,321
Chrysos, Anastasia T.	LAB	1,277
Moir, Richard J.	LAB	1,199
Umbers, Penelope	LD	262
Illsley, Pauline J.	GRE	238
Barnett, John E	LD	211
Sparling, James P.	LD	153

Southfield

Putney			No change
Lorch, Stephen B.S.	CON	2,554	
Leigh, Janice V.	CON	2,536	
Longworth, Nicholas R.S.	CON	2,503	
Fitch, Keir J.	LAB	1,520	
Brueseke, Pauline J.	LAB	1,448	
Reddin, Gavin P.	LAB	1,369	
Ahmed, Anna M L.	LD	428	
Durrant, James R.	LD	389	
Burrett, Anthony K	LD	293	

Springfield

Tooting			No change
Tracey, Katharine R.	CON	2,459	
Mervis, Margaret	CON	2,401	
Garrett, John R.	CON	2,397	
Bayman, Bob	LAB	1,519	
Baverstock, Paul A	LAB	1,443	
McElroy, Dominic P.	LAB	1,435	
Fennelly, Arminel P.	LD	255	
Martin-Kaye, Jayne E.	LD	231	
Guy, Samantha	GRE	223	
Salaman, Christopher R	LD	215	

Thamesfield

Putney			No change
Bird, Roger N.	CON	2,566	
Lister, Edward J.U.	CON	2,551	
Lees, Lois M.	CON	2,543	
Davies, Marcia J	LAB	1,034	
Locke, Christopher E.	LAB	1,029	
Khan, Muzaffar-Ud-Din A.	LAB	864	
Campbell-Jones, Simon O.	LD	516	
Sanders, Moira R.	LD	480	
Zantides, Martha	LD	374	

Tooting

Tooting			No change
Khan, Sadiq	LAB	1,835	
White, Jane M.	LAB	1,793	
King, Stuart T.	LAB	1,765	
Barker, Gregory L.G.	CON	986	
Heriot, Margaret S.	CON	970	
Scantlebury, Andrew R	CON	891	
Clifton, Michael A	LD	333	
Kane, Ignatius J.T.	LD	279	
Thacker, Rajeev K	GRE	260	
Bunce, Robert J	LD	244	

West Hill

Putney			No change
Jeffery, Beryl	CON	1,462	
Grimston, Malcolm C.	CON	1,441	
Knowles, Robert	LAB	702	
Braithwaite, Duncan E	LAB	689	
Angus, Jamie M	LD	251	
Spicer, Laurence	LD	238	

West Putney

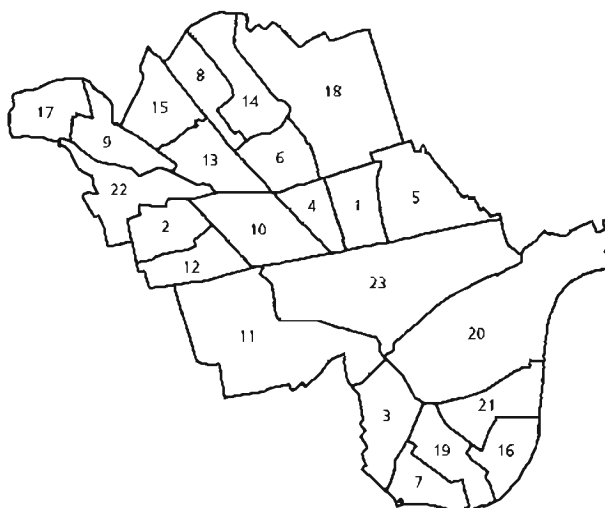
Putney			No change
Hawkins, William F.D.	CON	2,347	
Calderbank, Martin N.	CON	2,205	
Zahawi, Nadhim	CON	1,979	
Booker, Maureen D.	LAB	1,141	
Roy, Donald J.	LAB	928	
Petrides, Alan B	LAB	889	
Cunningham, Andrew J	LD	317	
Johnston, Allen N.	LD	272	
Riviere, Katherine	LD	258	

No by-elections in Wandsworth

City of Westminster

Conservative administration

1 Baker Street	13 Little Venice
2 Bayswater	14 Lord's
3 Belgrave	15 Maida Vale
4 Bryanston	16 Millbank
5 Cavendish	17 Queen's Park
6 Church Street	18 Regent's Park
7 Churchill	19 St George's
8 Hamilton Terrace	20 St James's
9 Harrow Road	21 Victoria
10 Hyde Park	22 Westbourne
11 Knightsbridge	23 West End
12 Lancaster Gate	



State of the parties, 1964-98

	CON	LAB	LD	other	total
7.5.98	47	13	-	-	60
5.5.94	45	15	-	-	60
3.5.90	45	15	-	-	60
8.5.86	32	27	-	1	60
6.5.82	43	16	-	1	60
4.5.78	39	19	-	2	60
4.5.74	37	23	-	-	60
13.5.71	37	23	-	-	60
9.5.68	55	5	-	-	60
7.5.64	41	19	-	-	60

% share of the poll, 1964-98

	% poll	CON	LAB	LD	other
7.5.98	32.0	55.1	32.1	9.0	3.8
5.5.94	46.1	52.4	35.3	9.9	2.4
3.5.90	51.5	53.2	35.0	7.2	4.6
8.5.86	39.6	42.5	38.7	17.3	1.5
6.5.82	37.4	49.6	30.0	18.4	2.0
4.5.78	35.5	55.7	37.9	1.3	5.1
4.5.74	33.3	50.8	42.6	4.8	1.8
13.5.71	33.2	50.6	45.8	2.6	0.9
9.5.68	27.2	71.7	24.7	2.9	0.8
7.5.64	28.0	53.8	41.5	4.2	0.4

Changes 1994-98

	CON	LAB	LD	other	total
Old council 98	44	15	-	-	59
Vacancies	1	-	-	-	1
By-elections	-	-	-	-	-
Allegiance changes	-	-	-	-	-
New council 94	45	15	-	-	60

General statistics

		City of Westminster	London
May 1998	Electorate	126,280	5,010,999
May 1994	Electorate	111,268	4,872,088
Mid 1998 (LRC)	Resident population aged 18 and over	169,000	5,443,900
Mid 1994 (ONS)	Resident population aged 18 and over	160,900	5,409,200
May 1998	% unemployed	6.5	6.7
May 1994	% unemployed	12.4	12.9
April 1998	Band 'D' council tax	£325	£687
April 1994	Band 'D' council tax	£245	£534

% share of the poll

	Date	%poll	CON	LAB	LD	others		
Baker Street	7.5.98	25.3	67.9	19.4	12.6	NLP		
	5.5.94	41.0	65.6	20.2	12.8	1.3		
Bayswater	7.5.98	33.5	49.6	35.5	8.7	GRE		
	5.5.94	53.4	50.3	43.1	6.6	6.2		
Belgrave	7.5.98	31.0	77.7	13.5	8.8			
	5.5.94	42.3	76.2	13.4	10.4			
Bryanston	7.5.98	29.8	68.3	20.0	11.7			
	5.5.94	42.9	71.6	28.4	-			
Cavendish	7.5.98	33.3	65.6	26.3	8.1			
	5.5.94	49.1	57.0	33.5	9.5			
Church Street	7.5.98	25.2	28.4	60.8	10.8	NLP		
	5.5.94	45.1	34.4	53.2	9.7	2.6		
Churchill	7.5.98	45.3	58.9	32.2	6.4	IND		
	5.5.94	62.5	50.9	38.9	10.2	2.6		
Hamilton Terrace	7.5.98	30.6	67.9	19.3	12.8	SDP		NLP
	5.5.94	45.2	66.3	14.4	12.4	5.9		1.0
Harrow Road	7.5.98	25.8	22.9	65.8	11.4			
	5.5.94	42.1	26.5	64.4	9.1			
Hyde Park	7.5.98	25.9	68.2	15.2	9.5	GRE		
	5.5.94	38.1	71.4	17.1	11.4	7.0		
Knightsbridge	7.5.98	27.5	72.6	13.7	13.8			
	5.5.94	32.8	69.0	11.3	19.7			
Lancaster Gate	7.5.98	26.2	67.0	22.4	10.6			
	5.5.94	38.1	62.2	26.1	11.7			
Little Venice	7.5.98	37.6	61.3	30.5	8.1			
	5.5.94	54.5	53.9	38.5	7.6			
Lord's	7.5.98	30.7	67.9	21.1	11.0	NLP		
	5.5.94	40.6	70.4	20.6	8.8	0.3		
Maida Vale	7.5.98	38.8	56.9	36.0	7.1			
	5.5.94	53.4	48.9	44.5	6.6			
Millbank <i>by-election</i>	7.5.98	44.4	47.5	45.7	6.7			
	28.11.96	41.6	42.1	52.1	5.1	0.8		
	5.5.94	53.4	39.6	49.9	8.5	2.0		
Queen's Park <i>by-election</i>	7.5.98	28.0	16.3	51.8	3.8	RES	GRE	ILAB
	16.10.97	20.4	18.1	77.6	4.4	23.2	4.8	
	5.5.94	44.7	19.8	44.2	5.7	-	-	30.3
Regent's Park	7.5.98	34.2	67.9	22.8	9.3	NLP		
	5.5.94	42.4	68.1	21.4	9.0	1.6		
St George's	7.5.98	33.3	69.6	20.2	10.1			
	5.5.94	46.4	65.2	20.6	12.7	1.5		
St James's	7.5.98	33.5	64.8	35.2	-			
	5.5.94	45.3	57.5	33.3	9.2			

	Date	%poll	CON	LAB	LD	others
Victoria	7.5.98	34.7	64.3	24.8	10.9	NLP
	5.5.94	48.9	64.2	22.8	12.0	1.0
Westbourne <i>by-election</i>	7.5.98	25.4	26.7	55.2	11.6	LIB
	16.10.97	17.2	22.6	72.0	5.4	6.5
	5.5.94	42.2	31.4	57.1	11.6	
West End	7.5.98	30.9	40.7	13.4	11.1	IND
	5.5.94	37.5	59.8	16.9	23.3	34.8

City of Westminster

Baker Street

Cities of London and Westminster			No change
Hooper, Angela M.	CON	581	
Wilder, Ian G.	CON	563	
Buckland, Derek J.	LAB	182	
Nnaji, Theresa U	LAB	145	
Oakley, Rosalind	LD	117	
Coakley, Sara A.	LD	96	

Bayswater

Cities of London and Westminster			No change
Barns, Anne E.	CON	1,142	
Brahams, Michael C.	CON	1,060	
Tombolis, Frixos G.	CON	1,011	
Katz, Michael D.	LAB	782	
Alcantara, Generoso	LAB	768	
Payne, Charles E.	LAB	748	
Baring, Susan M.	LD	235	
Coleman, Jennifer S.	LD	168	
Kearney, Doreen	LD	162	
Georgievski, Angela V	GRE	135	

Belgrave

Cities of London and Westminster			No change
Blois, Elizabeth F.M.	CON	941	
Longworth, Catherine	CON	919	
Cavalla, Peter	LAB	163	
Forrester, Angela	LAB	160	
Roberts, Raymond C.	LD	119	
Whitelegge, Angela M.	LD	91	

Bryanston

Cities of London and Westminster			No change
Bianco, Jennifer	CON	700	
Bull, John	CON	673	
Hurt, Pamela N.	LAB	215	
Rea, Tony S.	LAB	187	
Bell, Colin J.	LD	126	
Seth, Nikhil	LD	109	

Cavendish

Cities of London and Westminster			No change
Allum, Andrew H.	CON	1,294	
Marshall, Harvey C.J.	CON	1,285	
Page, Mark L.	CON	1,203	
Buxton, Brenda J	LAB	539	
Beckett, William M.	LAB	533	
Prideaux, Francis M.	LAB	446	
Hole, Nicholas F.R	LD	170	
Pepperrell, Michael J	LD	169	
Wing, Colin E.	LD	126	

Church Street

Regent's Park and Kensington North			No change
Grahame, Barbara J.	LAB	990	
Harley, Ron M.	LAB	968	
Qureshi, Murad	LAB	896	
O'Brien, Jonathan S A	CON	464	
Diffey, William T.	CON	444	
Smith, Julian S.	CON	425	
Bell, Robert E	LD	178	
da Silva Veiga, Jose	LD	174	
Thompson, Martin A.	LD	157	

Churchill

No change

Cities of London and Westminster

Bailey, Carol A.	CON	1,760
Walsh, Garry	CON	1,672
Cronin, John C. de M.	CON	1,652
Cavalla, Margaret M.	LAB	953
Abercrombie, Josephine	LAB	912
Boothroyd, David	LAB	912
Brett-Jones, Anthony T.	LD	200
Torres, Rhoda M.	LD	178
Holmans, Michael D.	LD	176
Webster, Gordon C	IND	74

Hamilton Terrace

No change

Regent's Park and Kensington North

Warner, Judith A.	CON	754
Nye, Roderick C.	CON	726
Barton, Margaret I.	LAB	211
Rendel, Margherita N	LAB	209
Franklin, Frances S	LD	147
Haywood, Gertrude E.	LD	132

Harrow Road

No change

Regent's Park and Kensington North

Lazarus, Alan G.	LAB	1,189
Selbourne, Jillian A.	LAB	1,162
Martin, Gary P.	LAB	1,115
O'Sullivan, Patrick J.	CON	435
Astaire, Daniel P.	CON	411
Slotover, Timothy J H.	CON	358
McLachlan, Donald	LD	225
Brown, John D.	LD	193
Hobbins, Kathleen J.	LD	180

Hyde Park

No change

Cities of London and Westminster

Batty, Pamela J.J.	CON	971
Mallinson, Anne M.	CON	940
Lazarus, Edmund A.	CON	910
Graham, Angela M.	LAB	224
Al-Dhahir, Lous	LAB	207
Ogden, Joseph G	LAB	198
Goldstein, Zoe P.	LD	151
Crown, Giles H.	LD	134
Marshall, Derek	LD	108
Hayter, Marlene	GRE	97

Knightsbridge

No change

Cities of London and Westminster

Cox, John C.L.	CON	725
Rees-Mogg, Gillian	CON	721
Beal, Sarah E.	LAB	154
Chislett, Tania T.	LD	148
Mackeith, Elizabeth M	LD	126
Mathewson, Alen J	LAB	118

Lancaster Gate

No change

Cities of London and Westminster

Tallboys, Richard G.	CON	956
Davis, Robert J.	CON	949
Milton, Simon H.	CON	925
Parsons, Patricia M	LAB	331
Livermore, Spencer	LAB	315
Somerville, Andrew N	LAB	302
Kaye, Sheila	LD	178
Venmans, Johannes A	LD	138
Abrams, John F.	LD	132

Little Venice

No change

Regent's Park and Kensington North

Caplan, Melvyn B.	CON	1,352
Schmeling, Barbara J.	CON	1,318
Lord, Jonathan G.C.	CON	1,317
Hegarty, Joseph	LAB	689
McKie, Guthrie K.	LAB	655
Obaze, David E.R.	LAB	642
Simms, Ruth D.	LD	199
Brewin, David R.	LD	166
Wardle, Philip J.	LD	164

Lord's

No change

Regent's Park and Kensington North

Nemeth, Cyril	CON	853
Gardner, Kevin A.	CON	839
Hoskyns, Katharine M	LAB	276
Inman, Phillida R	LAB	250
de Ste Croix, Richard J.	LD	157
Hartwell, Herbert R.R	LD	118

Maida Vale

No change

Regent's Park and Kensington North

Burbridge, Susie M	CON	1,430
Prendergast, Janet M.	CON	1,409
Raymond-Cox, Ronald C.M.	CON	1,401
d'Cruz, Vinod R.	LAB	951
Mothersdale, Antony G.	LAB	868
Worton, David	LAB	864
Couchman, Anne	LD	203
Horwood, Martin C.	LD	183
Lutrin, Zena S.	LD	140

Millbank

2 CON gains from LAB

Cities of London and Westminster

Sandys, Duncan J.W.	CON	1,144
Powell-Tuck, Justin D.	CON	1,123
Wright, Peter D.	LAB	1,119
Garside, Mair E.	LAB	1,112
Moss, Alastair M.	CON	1,088
Winters, Simon J	LAB	996
Lang, Margaret	LD	185
Green, Timothy S.	LD	165
Metzner, Robin C	LD	126

Queen's Park

No change

Regent's Park and Kensington North

Taylor, Barrie K.	LAB	914
Dimoldenberg, Paul H.	LAB	846
Qureshi, Mushtaq	LAB	841
Nicholas, Mary W.	REA	443
Germain, Mary	REA	383
Anfu, Emmanuel V.	REA	339
Phibbs, Richard H.W.N.	CON	289
Reid, Andrew R	CON	272
Tray, Richard L	CON	257
Budge, Peter,	GRE	81
Crystal, Peter M.	LD	81
Hall-Matthews, David N J	LD	56
Williams, Anthony P	LD	56

Regent's Park

No change

Regent's Park and Kensington North

Djanogly, Jonathan S.	CON	1,381
Joiner, Timothy M.	CON	1,357
StJohn Howe, Louise V.	CON	1,350
Hardman, Linda C	LAB	481
Edwards, John A	LAB	455
Nicholls, Richard H.	LAB	437
McCarthy, Patricia C.	LD	220
Sutherland, Ian R.	LD	181
Thompson, Alan W.	LD	157

St George's

No change

Cities of London and Westminster

Bradley, Alan	CON	1,808
Malthouse, Christopher L.	CON	1,732
Segal, Benjamin A.	CON	1,728
Bowler, Isobel M.W.	LAB	541
Blackall, David M.	LAB	500
Sykes, Manuela	LAB	491
Taverne, Janice	LD	271
Green, Miranda K.	LD	264
Wood, Gwenda M.	LD	233

St James's

No change

Cities of London and Westminster

Hyams, Louise R.	CON	742
Nicoll, Alexander J.McD	CON	714
Propert, David C.	LAB	405
Sheward, James A.	LAB	385

Victoria

No change

Cities of London and Westminster

Harvey, David J.	CON	934
Mitchell, Timothy J.	CON	900
Gibson, Ingrid T.	LAB	355
Burgess, Steven T.	LAB	352
Hayes, Josephine M	LD	167
Turner, Simon N	LD	144

Westbourne

No change

Regent's Park and Kensington North

Whitley, Andrew J.	LAB	1,041
Russell, Nicola	LAB	974
Thorne, Katherine H.	LAB	952
Collins, Clive L.	CON	529
Bullen, Michael A R.	CON	506
Oteh, Iheoma E U	CON	403
Beattie, Morag G	LD	249
Williams, Vera G.	LD	198
Dash, Alison C	LD	175
Frame, Jonathan	LIB	117

West End

No change

Cities of London and Westminster

Boles, Nicholas E.C.	CON	739
Stirling-Gibb, Richard A.	CON	582
Martindale, Peter J.	IND	564
Beida, David	LAB	273
O'Brien, Richard	LD	208
Ho, Wing K	LAB	160
Silver, Bernard	LD	153

By-elections

Millbank

No change

28 November 1996

Garside, Mair E.	LAB	1,224
Mitchell, Timothy J.	CON	989
Metzner, Robin C.	LD	119
Johnson, Richard P.	NLP	18

Resignation of Bradley, Peter C.S. (LAB)

Westbourne

No change

16 October 1997

Whitley, Andrew J.	LAB	906
Collins, Clive L.	CON	284
Beattie, Morag G.	LD	68

Resignation of Dismore, Andrew H. (LAB)

Queen's Park

No change

16 October 1997

Dimoldenberg, Paul H.	LAB	974
Phibbs, Harry	CON	227
Hartwell, Herbert R.R.	LD	55

Resignation of Buck, Karen P. (LAB)

Ward voting statistics

Notes

The number voting is the number of ballot papers from all sources, included in the count.

The polling station and postal ballot papers are those included in the count.

The categories of reason for rejecting ballot papers are:

lacking the official mark,

containing more votes than the number of seats being contested,

the voter could be identified by writing or marks, and

unmarked or 'wholly void for uncertainty'.

Ward	Seats	Electorate	Number voting	% poll	Polling stations	Postal
Barking and Dagenham						
Abbey	3	6,958	1,901	27.3	1,865	36
Alibon	2	4,135	996	24.1	985	11
Becontree	2	5,190	1,027	19.8	1,007	20
Cambell	3	6,459	1,510	23.4	1,476	34
Chadwell Heath	3	6,738	2,136	31.7	2,107	29
Eastbrook	3	6,551	1,646	25.1	1,587	59
Eastbury	2	4,190	1,679	40.1	1,650	29
Fanshawe	3	6,153	1,521	24.7	1,505	16
Gascoigne	3	5,451	1,277	23.4	1,255	22
Goresbrook	2	5,265	1,291	24.5	1,249	42
Heath	3	6,556	1,553	23.7	1,515	38
Longbridge	3	6,707	2,023	30.2	1,956	67
Manor	2	4,710	1,080	22.9	1,053	27
Marks Gate	2	3,580	896	25.0	874	22
Parsloes	2	4,641	1,091	23.5	1,058	33
River	2	4,754	985	20.7	961	24
Thames	2	4,458	1,345	30.2	1,307	38
Triptons	3	6,414	1,521	23.7	1,469	52
Valence	3	6,298	1,400	22.2	1,341	59
Village	3	7,166	1,681	23.5	1,664	17
Barking and Dagenham	51	112,374	28,559	25.4	27,884	675
Barnet						
Arkley	3	12,081	4,754	39.4	4,595	159
Brunswick Park	3	10,854	4,164	38.4	4,079	85
Burnt Oak	3	9,685	2,649	27.4	2,593	56
Childs Hill	3	9,709	3,461	35.6	3,373	88
Colindale	3	12,110	2,799	23.1	2,715	84
East Barnet	3	11,427	4,657	40.8	4,566	91
East Finchley	3	11,698	4,542	38.8	4,387	155
Edgware	3	11,692	3,382	28.9	3,276	106
Finchley	3	10,572	4,105	38.8	3,968	137
Friern Barnet	3	11,232	4,153	37.0	4,045	108
Garden Suburb	3	10,265	4,314	42.0	4,183	131
Golders Green	3	10,783	4,139	38.4	3,997	142
Hadley	3	14,209	5,611	39.5	5,469	142
Hale	3	10,489	3,655	34.8	3,499	156
Hendon	3	12,279	3,867	31.5	3,761	106
Mill Hill	3	11,545	4,289	37.2	4,163	126
St Paul's	3	10,732	4,423	41.2	4,250	173
Totteridge	3	11,628	4,483	38.6	4,348	135
West Hendon	3	10,707	3,057	28.6	2,985	72
Woodhouse	3	12,139	4,555	37.5	4,438	117
Barnet	60	225,836	81,059	35.9	78,690	2,369
Bexley						
Barnehurst	2	4,800	1,979	41.2	1,935	44
Barnehurst North	1	3,144	1,463	46.5	1,416	47
Belvedere	3	9,307	2,727	29.3	2,657	70
Blackfen	2	5,156	1,993	38.7	1,955	38
Blendon and Penhill	3	7,320	3,145	43.0	3,050	95
Bostall	3	7,367	3,178	43.1	3,082	96
Brampton	3	7,839	3,451	44.0	3,362	89
Christchurch	3	7,855	2,988	38.0	2,870	118
Cray	2	4,050	1,616	39.9	1,540	76
Crayford	3	8,522	2,775	32.6	2,677	98
Danson	3	7,246	2,454	33.9	2,400	54

Rejected ballot papers

Ward	Lacking official mark	More votes than entitled	Marked for identification	Unmarked wholly void	Total	Rejected in part	Total valid papers	% valid votes
Barking and Dagenham								
Abbey	0	6	0	30	36	0	1,865	98.1
Alibon	0	0	0	4	4	0	992	99.6
Becontree	0	0	0	10	10	0	1,017	99.0
Cambell	0	2	0	13	15	0	1,495	99.0
Chadwell Heath	0	2	0	10	12	0	2,124	99.4
Eastbrook	0	9	0	22	31	0	1,615	98.1
Eastbury	0	7	0	9	16	2	1,663	99.0
Fanshawe	0	2	0	11	13	0	1,508	99.1
Gascoigne	0	3	0	17	20	0	1,257	98.4
Goresbrook	0	0	0	11	11	0	1,280	99.1
Heath	0	2	0	4	6	0	1,547	99.6
Longbridge	0	8	0	39	47	0	1,976	97.7
Manor	0	4	0	6	10	0	1,070	99.1
Marks Gate	0	0	2	11	13	0	883	98.5
Parsloes	0	3	0	10	13	0	1,078	98.8
River	0	0	0	8	8	0	977	99.2
Thames	0	2	0	7	9	0	1,336	99.3
Triptons	0	5	0	9	14	0	1,507	99.1
Valence	0	1	0	14	15	0	1,385	98.9
Village	0	1	0	3	4	0	1,677	99.8
Barking and Dagenham	0	57	2	248	307	2	28,252	98.9
Barnet								
Arkley	0	2	0	10	12	0	4,742	99.7
Brunswick Park	0	2	0	9	11	0	4,153	99.7
Burnt Oak	0	3	0	16	19	3	2,630	99.3
Childs Hill	2	0	0	20	22	0	3,439	99.4
Colindale	0	0	0	13	13	0	2,786	99.5
East Barnet	0	1	0	12	13	0	4,644	99.7
East Finchley	0	3	0	23	26	0	4,516	99.4
Edgware	0	2	0	33	35	0	3,347	99.0
Finchley	0	1	0	17	18	0	4,087	99.6
Friern Barnet	0	1	0	11	12	0	4,141	99.7
Garden Suburb	0	3	0	20	23	0	4,291	99.5
Golders Green	0	3	0	20	23	0	4,116	99.4
Hadley	0	2	0	31	33	0	5,578	99.4
Hale	0	1	0	27	28	0	3,627	99.2
Hendon	0	2	0	8	10	0	3,857	99.7
Mill Hill	0	3	0	6	9	0	4,280	99.8
St Paul's	0	2	0	16	18	0	4,405	99.6
Totteridge	0	2	0	16	18	0	4,465	99.6
West Hendon	0	5	0	18	23	0	3,034	99.2
Woodhouse	0	3	0	20	23	0	4,532	99.5
Barnet	2	41	0	346	389	3	80,670	99.5
Bexley								
Barnehurst	0	1	7	0	8	0	1,971	99.6
Barnehurst North	0	0	0	1	1	0	1,462	99.9
Belvedere	0	0	0	10	10	0	2,717	99.6
Blackfen	0	0	0	5	5	0	1,988	99.7
Blendon and Penhill	0	0	0	3	3	0	3,142	99.9
Bostall	0	0	0	2	2	0	3,176	99.9
Brampton	0	4	0	7	11	0	3,440	99.7
Christchurch	0	1	0	11	12	0	2,976	99.6
Cray	0	0	0	14	14	0	1,602	99.1
Crayford	0	0	0	12	12	0	2,763	99.6
Danson	0	0	0	5	5	0	2,449	99.8

Ward	Seats	Electorate	Number voting	% poll	Polling stations	Postal
Bexley - continued						
East Wickham	3	8,153	2,977	36.5	2,903	74
Erith	3	8,207	2,061	25.1	1,988	73
Falconwood	1	2,940	1,324	45.0	1,288	36
Lamorbey	3	8,134	3,131	38.5	3,062	69
North End	3	8,660	2,160	24.9	2,078	82
Northumberland Heath	3	8,001	2,502	31.3	2,430	72
St Mary's	3	8,665	3,390	39.1	3,249	141
St Michael's	3	7,663	2,954	38.5	2,882	72
Sidcup East	3	8,557	3,290	38.4	3,167	123
Sidcup West	3	7,862	2,923	37.2	2,827	96
Thamesmead East	3	9,147	1,942	21.2	1,891	51
Upton	3	7,716	3,187	41.3	3,066	121
Bexley	62	166,311	59,610	35.8	57,775	1,835
Brent						
Alperton	2	5,684	2,495	43.9	2,466	29
Barham	2	5,079	2,280	44.9	2,241	39
Barnhill	2	4,893	1,760	36.0	1,733	27
Brentwater	2	6,264	2,709	43.2	2,670	39
Brondesbury Park	2	6,102	2,187	35.8	2,140	47
Carlton	2	4,061	1,169	28.8	1,155	14
Chamberlayne	2	5,353	2,422	45.2	2,398	24
Church End	2	4,572	1,389	30.4	1,377	12
Cricklewood	2	6,140	2,419	39.4	2,384	35
Fryent	2	5,899	2,310	39.2	2,274	36
Gladstone	2	5,574	2,222	39.9	2,190	32
Harlesden	2	3,977	1,170	29.4	1,163	7
Kensal Rise	2	4,058	1,256	31.0	1,250	6
Kenton	2	6,962	2,485	35.7	2,409	76
Kilburn	2	4,847	1,595	32.9	1,567	28
Kingsbury	2	6,115	2,234	36.5	2,204	30
Manor	2	4,812	1,459	30.3	1,427	32
Mapesbury	2	5,248	1,984	37.8	1,947	37
Preston	3	9,156	3,298	36.0	3,224	74
Queen's Park	2	3,912	1,632	41.7	1,610	22
Queensbury	2	4,480	1,732	38.7	1,707	25
Roe Green	2	5,653	2,321	41.1	2,278	43
Roundwood	2	4,265	1,262	29.6	1,251	11
St Andrews	2	3,817	1,462	38.3	1,434	28
St Raphael's	3	7,132	1,763	24.7	1,744	19
Stonebridge	2	3,491	992	28.4	974	18
Sudbury	3	7,426	3,077	41.4	3,023	54
Sudbury Court	2	5,955	2,051	34.4	2,010	41
Tokington	3	7,632	3,059	40.1	3,006	53
Wembley Central	2	5,808	2,579	44.4	2,553	26
Willesden Green	2	5,331	1,775	33.3	1,757	18
Brent	66	169,698	62,548	36.9	61,566	982
Bromley						

Rejected ballot papers

Ward	Lacking official mark	More votes than entitled	Marked for identification	Unmarked wholly void	Total	Rejected in part	Total valid papers	% valid votes
Bexley - continued								
East Wickham	0	2	0	10	12	0	2,965	99.6
Erith	0	1	0	12	13	0	2,048	99.4
Falconwood	6	0	0	0	6	0	1,318	99.5
Lamorbey	0	0	0	20	20	0	3,111	99.4
North End	0	1	0	12	13	0	2,147	99.4
Northumberland Heath	0	1	0	8	9	0	2,493	99.6
St Mary's	0	1	0	9	10	0	3,380	99.7
St Michael's	0	0	0	7	7	0	2,947	99.8
Sidcup East	0	0	0	10	10	0	3,280	99.7
Sidcup West	1	0	0	19	20	0	2,903	99.3
Thamesmead East	0	2	0	7	9	0	1,933	99.5
Upton	0	1	0	10	11	0	3,176	99.7
Bexley	7	15	7	194	223	0	59,387	99.6
Brent								
Alperton	0	4	0	15	19	0	2,476	99.2
Barham	4	0	0	10	14	0	2,266	99.4
Barnhill	0	0	0	16	16	0	1,744	99.1
Brentwater	0	3	0	13	16	0	2,693	99.4
Brondesbury Park	0	3	0	18	21	0	2,166	99.0
Carlton	0	3	0	22	25	0	1,144	97.9
Chamberlayne	0	5	0	15	20	0	2,402	99.2
Church End	0	1	0	9	10	0	1,379	99.3
Cricklewood	7	5	5	0	17	0	2,402	99.3
Fryent	0	0	0	18	18	0	2,292	99.2
Gladstone	5	1	1	9	16	0	2,206	99.3
Harlesden	0	2	0	7	9	0	1,161	99.2
Kensal Rise	0	1	0	13	14	0	1,242	98.9
Kenton	0	1	0	16	17	0	2,468	99.3
Kilburn	0	4	0	14	18	0	1,577	98.9
Kingsbury	0	4	0	15	19	0	2,215	99.1
Manor	1	1	0	13	15	0	1,444	99.0
Mapesbury	0	4	0	8	12	0	1,972	99.4
Preston	0	7	11	3	21	0	3,277	99.4
Queen's Park	0	3	0	15	18	0	1,614	98.9
Queensbury	2	1	0	8	11	0	1,721	99.4
Roe Green	0	1	0	10	11	0	2,310	99.5
Roundwood	0	3	0	12	15	0	1,247	98.8
St Andrews	0	6	0	6	12	0	1,450	99.2
St Raphael's	0	0	0	28	28	0	1,735	98.4
Stonebridge	0	1	0	16	17	0	975	98.3
Sudbury	6	4	2	8	20	0	3,057	99.4
Sudbury Court	2	4	0	12	18	0	2,033	99.1
Tokington	0	4	0	10	14	0	3,045	99.5
Wembley Central	4	4	0	6	14	0	2,565	99.5
Willesden Green	0	1	0	18	19	0	1,756	98.9
Brent	31	81	19	383	514	0	62,034	99.2

Ward	Seats	Electorate	Number voting	% poll	Polling stations	Postal
Anerley	2	7,563	2,584	34.2	2,504	80
Bickley	3	10,575	4,316	40.8	4,126	190
Biggin Hill	2	8,570	3,691	43.1	3,622	69
Bromley Common and Keston	3	12,156	4,469	36.8	4,311	158
Chelsfield and Goddington	3	11,641	5,248	45.1	5,105	143
Chislehurst	3	12,640	4,849	38.4	4,622	227
Clock House	2	8,009	3,639	45.4	3,538	101
Copers Cope	2	6,299	2,237	35.5	2,125	112
Crofton	2	7,959	3,968	49.9	3,856	112
Darwin	1	3,367	1,690	50.2	1,650	40
Eden Park	2	7,254	3,323	45.8	3,245	78
Farnborough	2	7,330	3,019	41.2	2,915	104
Hayes	3	11,114	4,598	41.4	4,436	162
Kelsey Park	2	7,285	3,344	45.9	3,155	189
Lawrie Park and Kent House	2	7,110	3,135	44.1	3,002	133
Martins Hill and Town	2	7,529	2,920	38.8	2,803	117
Mottingham	2	6,207	1,976	31.8	1,904	72
Orpington Central	2	6,741	2,498	37.1	2,429	69
Penge	2	6,830	2,399	35.1	2,341	58
Petts Wood and Knoll	3	11,824	5,549	46.9	5,401	148
Plaiستow and Sundridge	3	11,386	4,543	39.9	4,332	211
St Mary Cray	3	10,409	3,682	35.4	3,536	146
St Paul's Cray	3	11,324	3,963	35.0	3,835	128
Shortlands	2	7,714	3,266	42.3	3,117	149
West Wickham North	2	7,035	3,012	42.8	2,879	133
West Wickham South	2	7,964	3,465	43.5	3,301	164
Bromley	60	223,835	91,383	40.8	88,090	3,293
Camden						
Adelaide	3	5,794	2,242	38.7	2,174	68
Belsize	3	6,099	2,148	35.2	2,080	68
Bloomsbury	3	8,041	2,203	27.4	2,141	62
Brunswick	2	4,643	1,450	31.2	1,416	34
Camden	2	5,616	1,671	29.8	1,636	35
Castlehaven	2	4,120	1,227	29.8	1,206	21
Caversham	2	5,280	1,626	30.8	1,595	31
Chalk Farm	2	4,094	1,475	36.0	1,436	39
Fitzjohn's	2	3,840	1,298	33.8	1,241	57
Fortune Green	2	4,096	1,609	39.3	1,581	28
Frognał	2	4,380	1,346	30.7	1,275	71
Gospel Oak	2	4,464	1,499	33.6	1,458	41
Grafton	2	4,422	1,287	29.1	1,258	29
Hampstead Town	2	3,985	1,625	40.8	1,564	61
Highgate	3	7,427	3,031	40.8	2,930	101
Holborn	2	4,807	1,629	33.9	1,595	34
Kilburn	3	7,606	2,119	27.9	2,063	56
King's Cross	2	5,057	1,447	28.6	1,414	33
Priory	2	4,607	1,468	31.9	1,438	30
Regent's Park	3	6,863	2,245	32.7	2,190	55
St John's	2	4,710	1,652	35.1	1,612	40
St Pancras	2	3,803	1,259	33.1	1,242	17
Somers Town	2	4,874	1,375	28.2	1,355	20
South End	2	4,972	1,893	38.1	1,846	47
Swiss Cottage	3	6,871	2,433	35.4	2,355	78
West End	2	4,660	1,911	41.0	1,871	40
Camden	59	135,131	45,168	33.4	43,972	1,196
Croydon						

Rejected ballot papers

Ward	Lacking official mark	More votes than entitled	Marked for identification	Unmarked wholly void	Total	Rejected in part	Total valid papers	% valid votes
Bromley								
Anerley	0	1	0	12	13	0	2,571	99.5
Bickley	0	0	0	16	16	0	4,300	99.6
Biggin Hill	0	2	0	6	8	0	3,683	99.8
Bromley Common and Keston	0	1	0	8	9	0	4,460	99.8
Chelsfield and Goddington	0	3	0	13	16	0	5,232	99.7
Chislehurst	0	0	0	21	21	0	4,828	99.6
Clock House	0	0	0	3	3	0	3,636	99.9
Copers Cope	0	0	0	8	8	0	2,229	99.6
Crofton	0	2	0	8	10	0	3,958	99.7
Darwin	0	1	0	4	5	0	1,685	99.7
Eden Park	0	1	0	10	11	0	3,312	99.7
Farnborough	0	0	0	7	7	0	3,012	99.8
Hayes	1	1	1	16	19	0	4,579	99.6
Kelsey Park	0	0	0	21	21	0	3,323	99.4
Lawrie Park and Kent House	1	0	0	12	13	0	3,122	99.6
Martins Hill and Town	0	0	0	10	10	0	2,910	99.7
Mottingham	0	0	0	14	14	0	1,962	99.3
Orpington Central	0	2	0	9	11	0	2,487	99.6
Penge	2	0	0	8	10	0	2,389	99.6
Petts Wood and Knoll	0	4	0	14	18	0	5,531	99.7
Plaiestow and Sundridge	2	4	0	13	19	0	4,524	99.6
St Mary Cray	0	3	1	10	14	0	3,668	99.6
St Paul's Cray	0	4	0	5	9	0	3,954	99.8
Shortlands	1	0	0	14	15	0	3,251	99.5
West Wickham North	0	0	0	11	11	0	3,001	99.6
West Wickham South	0	0	0	15	15	0	3,450	99.6
Bromley	7	29	2	288	326	0	91,057	99.6
Camden								
Adelaide	2	1	0	28	31	0	2,211	98.6
Belsize	0	0	0	31	31	0	2,117	98.6
Bloomsbury	0	0	0	27	27	0	2,176	98.8
Brunswick	0	2	0	11	13	0	1,437	99.1
Camden	0	5	0	21	26	0	1,645	98.4
Castlehaven	0	5	0	10	15	0	1,212	98.8
Caversham	0	4	0	30	34	0	1,592	97.9
Chalk Farm	0	1	0	18	19	5	1,456	98.7
Fitzjohn's	0	3	0	6	9	8	1,289	99.3
Fortune Green	0	2	0	17	19	0	1,590	98.8
Frognaal	0	1	0	10	11	0	1,335	99.2
Gospel Oak	0	4	0	10	14	0	1,485	99.1
Grafton	0	0	0	26	26	0	1,261	98.0
Hampstead Town	4	0	0	8	12	0	1,613	99.3
Highgate	0	5	0	19	24	0	3,007	99.2
Holborn	0	4	0	27	31	13	1,598	98.1
Kilburn	0	6	0	24	30	0	2,089	98.6
King's Cross	0	1	7	20	28	0	1,419	98.1
Priory	0	4	0	17	21	0	1,447	98.6
Regent's Park	0	8	1	37	46	0	2,199	98.0
St John's	0	2	0	26	28	0	1,624	98.3
St Pancras	2	3	3	11	19	0	1,240	98.5
Somers Town	0	4	4	15	23	0	1,352	98.3
South End	0	2	0	18	20	0	1,873	98.9
Swiss Cottage	0	7	0	26	33	14	2,400	98.6
West End	0	4	0	10	14	0	1,897	99.3
Camden	8	78	15	503	604	40	44,564	98.7

Ward	Seats	Electorate	Number voting	% poll	Polling stations	Postal
Addiscombe	3	9,411	3,923	41.7	3,816	107
Ashburton	2	6,327	2,925	46.2	2,874	51
Bensham Manor	3	9,161	2,975	32.5	2,938	37
Beulah	2	6,050	2,849	47.1	2,808	41
Broad Green	3	8,754	2,259	25.8	2,220	39
Coulsdon East	3	9,368	4,788	51.1	4,675	113
Croham	3	10,140	4,052	40.0	3,950	102
Fairfield	3	11,470	4,234	36.9	4,019	215
Fieldway	2	5,193	1,243	23.9	1,232	11
Heathfield	3	8,991	3,653	40.6	3,570	83
Kenley	2	6,581	2,388	36.3	2,334	54
Monks Orchard	2	8,091	3,450	42.6	3,383	67
New Addington	3	7,934	2,144	27.0	2,110	34
Norbury	3	8,711	4,039	46.4	3,934	105
Purley	3	10,968	4,067	37.1	3,948	119
Rylands	2	5,478	2,031	37.1	1,995	36
Sanderstead	2	7,786	3,431	44.1	3,359	72
Selsdon	2	7,547	3,338	44.2	3,272	66
South Norwood	3	8,157	3,087	37.8	3,022	65
Spring Park	2	7,590	3,369	44.4	3,284	85
Thornton Heath	3	8,952	2,866	32.0	2,820	46
Upper Norwood	2	5,859	2,698	46.0	2,628	70
Waddon	3	9,451	3,567	37.7	3,445	122
West Thornton	3	9,374	2,775	29.6	2,744	31
Whitehorse Manor	3	8,703	2,274	26.1	2,231	43
Woodcote and Coulsdon West	3	11,028	3,963	35.9	3,867	96
Woodside	2	6,513	2,119	32.5	2,105	14
Croydon	70	223,588	84,507	37.8	82,583	1,924
Ealing						
Argyle	3	9,465	3,487	36.8	3,401	86
Costons	3	8,152	2,991	36.7	2,944	47
Dormers Wells	3	9,890	2,821	28.5	2,783	38
Ealing Common	3	10,031	3,139	31.3	3,058	81
Elthorne	3	9,208	2,867	31.1	2,817	50
Glebe	3	9,195	2,771	30.1	2,765	6
Hanger Lane	3	9,249	2,883	31.2	2,787	96
Heathfield	3	8,841	2,599	29.4	2,516	83
Hobayne	3	8,178	2,687	32.9	2,632	55
Horsenden	2	5,665	2,371	41.9	2,325	46
Mandeville	3	7,848	2,762	35.2	2,698	64
Mount Pleasant	3	9,354	2,498	26.7	2,466	32
Northcote	3	8,018	2,433	30.3	2,410	23
Northfield	3	9,837	3,830	38.9	3,751	79
Perivale	2	6,092	2,547	41.8	2,517	30
Pitshanger	3	9,553	3,687	38.6	3,577	110
Ravenor	3	8,461	3,103	36.7	3,040	63
Southfield	3	8,397	3,362	40.0	3,286	76
Springfield	3	8,854	2,358	26.6	2,297	61
Vale	2	5,100	1,693	33.2	1,598	95
Victoria	2	5,623	1,765	31.4	1,735	30
Walpole	3	9,920	3,678	37.1	3,599	79
Waxlow	3	8,839	2,653	30.0	2,621	32
West End	3	8,783	2,542	28.9	2,485	57
Wood End	3	8,200	2,996	36.5	2,956	40
Ealing	71	210,753	70,523	33.5	69,064	1,459
Enfield						
Angel Road	2	4,695	1,250	26.6	1,231	19

Rejected ballot papers

Ward	Lacking official mark	More votes than entitled	Marked for identification	Unmarked wholly void	Total	Rejected in part	Total valid papers	% valid votes
Croydon								
Addiscombe	0	2	0	16	18	0	3,905	99.5
Ashburton	0	2	0	4	6	0	2,919	99.8
Bensham Manor	0	1	0	20	21	0	2,954	99.3
Beulah	0	1	0	3	4	0	2,845	99.9
Broad Green	0	4	0	23	27	0	2,232	98.8
Coulsdon East	0	4	1	6	11	0	4,777	99.8
Croham	0	2	0	11	13	0	4,039	99.7
Fairfield	0	2	3	19	24	0	4,210	99.4
Fieldway	0	0	3	8	11	0	1,232	99.1
Heathfield	0	1	0	10	11	0	3,642	99.7
Kenley	0	0	0	4	4	0	2,384	99.8
Monks Orchard	0	1	0	8	9	0	3,441	99.7
New Addington	0	3	0	10	13	0	2,131	99.4
Norbury	0	2	0	19	21	0	4,018	99.5
Purley	0	1	1	7	9	0	4,058	99.8
Rylands	0	0	0	19	19	0	2,012	99.1
Sanderstead	0	5	1	1	7	0	3,424	99.8
Selsdon	0	0	1	8	9	0	3,329	99.7
South Norwood	0	1	0	14	15	0	3,072	99.5
Spring Park	0	8	0	9	17	0	3,352	99.5
Thornton Heath	0	5	0	17	22	0	2,844	99.2
Upper Norwood	0	1	0	21	22	0	2,676	99.2
Waddon	0	2	0	11	13	0	3,554	99.6
West Thornton	0	5	0	30	35	0	2,740	98.7
Whitehorse Manor	0	4	0	17	21	0	2,253	99.1
Woodcote and Coulsdon West	0	2	0	14	16	0	3,947	99.6
Woodside	0	3	0	3	6	0	2,113	99.7
Croydon	0	62	10	332	404	0	84,103	99.5
Ealing								
Argyle	0	2	0	19	21	0	3,466	99.4
Costons	0	1	0	17	18	0	2,973	99.4
Dormers Wells	0	3	1	11	15	0	2,806	99.5
Ealing Common	1	0	0	16	17	0	3,122	99.5
Elthorne	1	3	2	31	37	0	2,830	98.7
Glebe	0	10	0	11	21	0	2,750	99.2
Hanger Lane	2	5	0	21	28	0	2,855	99.0
Heathfield	1	3	0	19	23	0	2,576	99.1
Hobbayne	0	3	0	26	29	0	2,658	98.9
Horsenden	0	4	0	13	17	0	2,354	99.3
Mandeville	0	3	0	13	16	0	2,746	99.4
Mount Pleasant	0	7	0	12	19	1	2,479	99.2
Northcote	0	14	0	12	26	0	2,407	98.9
Northfield	0	4	2	23	29	0	3,801	99.2
Perivale	0	5	0	15	20	4	2,527	99.2
Pitshanger	2	0	1	28	31	0	3,656	99.2
Ravenor	0	7	0	22	29	0	3,074	99.1
Southfield	0	1	0	10	11	0	3,351	99.7
Springfield	0	4	0	3	7	0	2,351	99.7
Vale	0	2	0	16	18	0	1,675	98.9
Victoria	0	2	0	8	10	0	1,755	99.4
Walpole	0	1	0	22	23	0	3,655	99.4
Waxlow	0	3	0	20	23	2	2,630	99.1
West End	0	3	0	17	20	1	2,522	99.2
Wood End	0	1	0	17	18	0	2,978	99.4
Ealing	7	91	6	422	526	8	69,997	99.3

Ward	Seats	Electorate	Number voting	% poll	Polling stations	Postal
Arnos	2	5,613	1,673	29.8	1,643	30
Bowes	2	6,066	1,742	28.7	1,717	25
Bullsmoor	2	6,008	1,964	32.7	1,910	54
Chase	2	6,001	2,020	33.7	1,967	53
Craig Park	2	5,455	1,333	24.4	1,317	16
Enfield Lock	2	6,997	2,403	34.3	2,363	40
Enfield Wash	2	5,759	1,455	25.3	1,432	23
Grange	2	6,893	2,728	39.6	2,646	82
Green Street	2	5,670	2,039	36.0	1,981	58
Grovelands	2	6,261	2,408	38.5	2,329	79
Highfield	2	5,861	1,923	32.8	1,881	42
Hoe Lane	2	6,153	1,460	23.7	1,427	33
Huxley	2	5,883	2,009	34.1	1,975	34
Jubilee	2	6,110	1,828	29.9	1,802	26
Latymer	2	5,417	1,364	25.2	1,323	41
Merryhills	2	6,236	2,280	36.6	2,220	60
Oakwood	2	5,545	1,949	35.1	1,883	66
Palmers Green	2	6,641	2,499	37.6	2,439	60
Ponders End	2	6,372	1,685	26.4	1,665	20
Raglan	2	7,120	2,669	37.5	2,597	72
St Alphege	2	6,063	1,624	26.8	1,598	26
St Marks	2	5,162	1,960	38.0	1,907	53
St Peters	2	5,835	1,551	26.6	1,517	34
Southbury	2	7,028	2,518	35.8	2,472	46
Southgate Green	2	6,115	2,195	35.9	2,130	65
Town	2	5,892	2,307	39.2	2,237	70
Trent	2	6,813	2,241	32.9	2,139	102
Village	2	6,582	2,442	37.1	2,357	85
Weir Hall	2	6,056	1,669	27.6	1,639	30
Willow	2	6,189	2,781	44.9	2,713	68
Winchmore Hill	2	5,882	2,477	42.1	2,425	52
Worcesters	2	6,540	2,457	37.6	2,384	73
Enfield	66	200,913	66,903	33.3	65,266	1,637
Greenwich						
Abbey Wood	2	5,269	1,575	29.9	1,495	80
Arsenal	1	2,436	463	19.0	427	36
Avery Hill	1	2,466	1,051	42.6	1,009	42
Blackheath	2	5,170	2,322	44.9	2,186	136
Burrage	1	2,490	621	24.9	597	24
Charlton	2	4,832	1,506	31.2	1,462	44
Coldharbour	2	4,472	1,663	37.2	1,558	105
Deansfield	1	2,626	1,146	43.6	1,097	49
Eltham Park	2	4,839	2,571	53.1	2,436	135
Eynsham	2	4,305	1,094	25.4	1,061	33
Ferrier	2	4,441	1,055	23.8	1,000	55
Glyndon	2	5,386	1,201	22.3	1,146	55
Herbert	2	5,028	1,461	29.1	1,382	79
Hornfair	2	4,452	1,361	30.6	1,293	68
Kidbrooke	2	4,611	1,662	36.0	1,560	102
Lakedale	2	4,756	1,181	24.8	1,130	51
Middle Park	2	4,903	1,480	30.2	1,400	80
New Eltham	2	5,202	2,268	43.6	2,196	72
Nightingale	1	2,551	481	18.9	453	28
Palace	1	3,656	1,156	31.6	1,102	54
Plumstead Common	1	2,756	811	29.4	771	40
Greenwich - continued						
Rectory Field	2	4,618	1,333	28.9	1,295	38

Rejected ballot papers

Ward	Lacking official mark	More votes than entitled	Marked for identification	Unmarked wholly void	Total	Rejected in part	Total valid papers	% valid votes
Enfield								
Angel Road	0	1	0	8	9	0	1,241	99.3
Arnos	0	0	0	38	38	0	1,635	97.7
Bowes	2	2	2	2	8	0	1,734	99.5
Bullsmoor	0	1	0	7	8	0	1,956	99.6
Chase	0	0	0	5	5	0	2,015	99.8
Craig Park	0	4	0	16	20	0	1,313	98.5
Enfield Lock	0	2	0	11	13	0	2,390	99.5
Enfield Wash	0	0	0	3	3	0	1,452	99.8
Grange	0	0	0	10	10	0	2,718	99.6
Green Street	0	3	0	8	11	0	2,028	99.5
Grovelands	0	3	0	15	18	0	2,390	99.3
Highfield	0	5	0	13	18	0	1,905	99.1
Hoe Lane	0	0	0	10	10	0	1,450	99.3
Huxley	0	11	5	0	16	0	1,993	99.2
Jubilee	0	0	0	6	6	0	1,822	99.7
Latymer	0	0	8	0	8	0	1,356	99.4
Merryhills	0	0	0	15	15	0	2,265	99.3
Oakwood	0	1	0	3	4	0	1,945	99.8
Palmers Green	4	1	0	0	5	0	2,494	99.8
Ponders End	0	9	0	11	20	0	1,665	98.8
Raglan	0	0	0	1	1	0	2,668	100.0
St Alphege	0	2	0	9	11	0	1,613	99.3
St Marks	0	0	0	14	14	0	1,946	99.3
St Peters	0	1	0	15	16	0	1,535	99.0
Southbury	0	1	0	12	13	0	2,505	99.5
Southgate Green	0	3	0	18	21	0	2,174	99.0
Town	0	0	0	6	6	0	2,301	99.7
Trent	0	0	0	7	7	0	2,234	99.7
Village	0	1	0	4	5	0	2,437	99.8
Weir Hall	0	0	0	6	6	0	1,663	99.6
Willow	0	0	0	9	9	0	2,772	99.7
Winchmore Hill	0	0	3	11	14	0	2,463	99.4
Worcesters	0	0	0	5	5	0	2,452	99.8
Enfield	6	51	18	298	373	0	66,530	99.4
Greenwich								
Abbey Wood	0	0	0	10	10	0	1,565	99.4
Arsenal	0	2	1	3	6	0	457	98.7
Avery Hill	0	0	0	1	1	0	1,050	99.9
Blackheath	0	0	0	9	9	0	2,313	99.6
Burrage	0	0	0	6	6	0	615	99.0
Charlton	0	3	0	11	14	0	1,492	99.1
Coldharbour	3	1	0	1	5	0	1,658	99.7
Deansfield	0	0	0	5	5	0	1,141	99.6
Eltham Park	0	0	0	5	5	0	2,566	99.8
Eynsham	0	2	0	2	4	0	1,090	99.6
Ferrier	0	2	0	11	13	0	1,042	98.8
Glyndon	0	4	0	13	17	0	1,184	98.6
Herbert	0	1	0	12	13	0	1,448	99.1
Hornfair	0	0	0	9	9	0	1,352	99.3
Kidbrooke	0	0	0	6	6	0	1,656	99.6
Lakedale	0	1	0	8	9	0	1,172	99.2
Middle Park	0	3	0	4	7	0	1,473	99.5
New Eltham	0	0	0	8	8	0	2,260	99.6
Nightingale	0	2	0	5	7	0	474	98.5
Palace	0	1	0	1	2	0	1,154	99.8
Plumstead Common	0	3	0	3	6	0	805	99.3

Ward	Seats	Electorate	Number voting	% poll	Polling stations	Postal
St Alfege	2	4,508	1,740	38.6	1,663	77
St Mary's	2	4,474	1,125	25.1	1,058	67
St Nicholas	2	4,877	1,203	24.7	1,141	62
Sherard	2	5,091	1,361	26.7	1,294	67
Shrewsbury	1	2,363	1,182	50.0	1,127	55
Slade	2	4,991	1,956	39.2	1,861	95
Sutcliffe	1	2,794	1,219	43.6	1,152	67
Tarn	1	2,426	980	40.4	921	59
Thamesmead Moorings	2	5,230	929	17.8	878	51
Trafalgar	2	4,927	1,465	29.7	1,411	54
Vanbrugh	2	4,853	1,820	37.5	1,730	90
Well Hall	2	5,145	2,220	43.1	2,097	123
West	2	4,526	1,220	27.0	1,159	61
Woolwich Common	2	4,446	1,104	24.8	1,039	65
Greenwich	62	151,916	48,986	32.2	46,587	2,399
Hackney						
Brownswood	2	5,013	1,405	28.0	1,378	27
Chatham	3	5,576	1,676	30.1	1,651	25
Clissold	3	5,992	2,043	34.1	2,020	23
Dalston	3	5,401	2,094	38.8	2,064	30
De Beauvoir	3	5,921	2,336	39.5	2,274	62
Eastdown	3	5,135	1,622	31.6	1,603	19
Haggerston	2	4,240	1,708	40.3	1,639	69
Homerton	2	3,978	1,187	29.8	1,176	11
Kings Park	2	3,791	907	23.9	900	7
Leabridge	3	5,657	1,924	34.0	1,910	14
Moorfields	2	4,248	1,428	33.6	1,416	12
New River	3	6,354	2,513	39.5	2,457	56
North Defoe	2	3,484	1,281	36.8	1,248	33
Northfield	3	5,237	1,938	37.0	1,913	25
Northwold	3	5,702	2,438	42.8	2,392	46
Queensbridge	3	5,507	2,184	39.7	2,132	52
Rectory	3	5,217	1,676	32.1	1,655	21
South Defoe	2	3,628	1,115	30.7	1,095	20
Springfield	3	6,271	2,357	37.6	2,320	37
Victoria	3	6,366	2,264	35.6	2,246	18
Wenlock	2	4,105	1,341	32.7	1,326	15
Westdown	2	3,271	929	28.4	924	5
Wick	3	6,063	2,019	33.3	1,981	38
Hackney	60	116,157	40,385	34.8	39,720	665
Hammersmith and Fulham						
Addison	2	5,178	1,686	32.6	1,629	57
Avonmore	2	4,597	1,570	34.2	1,529	41

Rejected ballot papers

Ward	Lacking official mark	More votes than entitled	Marked for identification	Unmarked wholly void	Total	Rejected in part	Total valid papers	% valid votes
Greenwich - continued								
Rectory Field	0	0	0	5	5	0	1,328	99.6
St Alfege	0	1	0	3	4	0	1,736	99.8
St Mary's	0	0	0	5	5	0	1,120	99.6
St Nicholas	0	0	0	22	22	0	1,181	98.2
Sherard	0	0	0	8	8	0	1,353	99.4
Shrewsbury	0	0	0	6	6	0	1,176	99.5
Slade	0	3	0	10	13	0	1,943	99.3
Sutcliffe	0	0	0	6	6	0	1,213	99.5
Tarn	0	0	0	1	1	0	979	99.9
Thamesmead Moorings	0	2	0	5	7	0	922	99.2
Trafalgar	0	1	0	11	12	0	1,453	99.2
Vanbrugh	0	1	0	7	8	0	1,812	99.6
Well Hall	0	0	0	21	21	0	2,199	99.1
West	0	3	0	17	20	0	1,200	98.4
Woolwich Common	0	6	0	10	16	0	1,088	98.6
Greenwich	3	42	1	270	316	0	48,670	99.4
Hackney								
Brownswood	0	6	0	8	14	0	1,391	99.0
Chatham	0	5	2	17	24	0	1,652	98.6
Clissold	0	0	0	20	20	0	2,023	99.0
Dalston	0	4	0	8	12	0	2,082	99.4
De Beauvoir	0	0	0	9	9	0	2,327	99.6
Eastdown	0	3	0	24	27	0	1,595	98.3
Haggerston	0	0	0	27	27	0	1,681	98.4
Homerton	0	8	0	1	9	0	1,178	99.2
Kings Park	0	0	0	15	15	0	892	98.3
Leabridge	0	16	0	8	24	0	1,900	98.8
Moorfields	0	0	0	11	11	0	1,417	99.2
New River	0	3	2	13	18	0	2,495	99.3
North Defoe	0	3	0	8	11	0	1,270	99.1
Northfield	0	4	0	9	13	0	1,925	99.3
Northwold	0	0	0	22	22	0	2,416	99.1
Queensbridge	0	14	0	0	14	0	2,170	99.4
Rectory	12	0	0	4	16	0	1,660	99.0
South Defoe	0	3	0	18	21	0	1,094	98.1
Springfield	0	5	0	20	25	0	2,332	98.9
Victoria	0	2	0	16	18	0	2,246	99.2
Wenlock	0	0	0	10	10	0	1,331	99.3
Westdown	0	3	0	8	11	0	918	98.8
Wick	0	0	0	15	15	0	2,004	99.3
Hackney	12	79	4	291	386	0	39,999	99.0

Ward	Seats	Electorate	Number voting	% poll	Polling stations	Postal
Broadway	2	3,910	1,354	34.6	1,299	55
Brook Green	2	5,451	1,995	36.6	1,913	82
Colehill	2	4,703	1,402	29.8	1,352	50
College Park and Old Oak	3	4,754	1,387	29.2	1,364	23
Coningham	3	7,539	2,008	26.6	1,961	47
Crabtree	2	4,297	2,037	47.4	1,935	102
Eel Brook	2	4,341	1,772	40.8	1,725	47
Gibbs Green	2	5,153	1,335	25.9	1,303	32
Grove	2	4,680	1,747	37.3	1,683	64
Margravine	2	4,292	1,289	30.0	1,245	44
Normand	2	4,294	1,602	37.3	1,555	47
Palace	2	4,124	1,843	44.7	1,731	112
Ravenscourt	2	4,325	1,791	41.4	1,710	81
Sands End	2	5,202	1,738	33.4	1,670	68
Sherbrooke	2	3,858	1,512	39.2	1,464	48
Starch Green	2	4,266	1,721	40.3	1,651	70
Sullivan	2	4,332	1,645	38.0	1,584	61
Town	2	4,802	1,323	27.6	1,271	52
Walham	2	5,539	1,897	34.2	1,849	48
White City and Shepherds Bush	3	6,205	1,884	30.4	1,854	30
Wormholt	3	5,934	1,663	28.0	1,609	54
Hammersmith and Fulham	50	111,776	38,201	34.2	36,886	1,315
Haringey						
Alexandra	3	6,635	2,497	37.6	2,449	48
Archway	2	5,284	1,971	37.3	1,908	63
Bowes Park	3	8,375	2,481	29.6	2,417	64
Bruce Grove	3	7,274	1,879	25.8	1,843	36
Coleraine	3	7,069	1,616	22.9	1,559	57
Crouch End	3	7,331	2,392	32.6	2,347	45
Fortis Green	3	6,823	2,641	38.7	2,520	121
Green Lanes	2	5,251	1,361	25.9	1,335	26
Harringay	3	7,479	2,141	28.6	2,118	23
High Cross	2	5,020	1,194	23.8	1,172	22
Highgate	2	4,619	1,635	35.4	1,581	54
Hornsey Central	2	5,227	1,693	32.4	1,647	46
Hornsey Vale	2	4,701	1,670	35.5	1,646	24
Muswell Hill	3	8,038	3,702	46.1	3,610	92
Noel Park	3	7,579	2,243	29.6	2,205	38
Park	2	5,149	1,107	21.5	1,037	70
Seven Sisters	2	4,879	1,274	26.1	1,255	19
South Hornsey	2	4,952	1,636	33.0	1,612	24
South Tottenham	2	4,771	1,290	27.0	1,273	17
Tottenham Central	3	7,133	1,667	23.4	1,626	41
West Green	3	8,087	2,302	28.5	2,256	46
White Hart Lane	3	6,404	1,557	24.3	1,493	64
Woodside	3	6,932	2,243	32.4	2,161	82
Haringey	59	145,012	44,192	30.5	43,070	1,122
Harrow						
Canons	3	6,472	2,119	32.7	2,054	65
Centenary	3	6,906	2,552	37.0	2,507	45
Greenhill	3	6,317	2,426	38.4	2,332	94

Rejected ballot papers

Ward	Lacking official mark	More votes than entitled	Marked for identification	Unmarked wholly void	Total	Rejected in part	Total valid papers	% valid votes
Hammersmith and Fulham								
Addison	0	1	0	24	25	0	1,661	98.5
Avonmore	0	1	0	11	12	0	1,558	99.2
Broadway	0	1	0	17	18	0	1,336	98.7
Brook Green	0	0	1	5	6	0	1,989	99.7
Colehill	0	0	0	7	7	0	1,395	99.5
College Park and Old Oak	0	2	0	8	10	0	1,377	99.3
Coningham	0	0	0	26	26	0	1,982	98.7
Crabtree	0	1	1	9	11	0	2,026	99.5
Eel Brook	0	1	0	3	4	0	1,768	99.8
Gibbs Green	0	0	0	9	9	0	1,326	99.3
Grove	1	0	0	14	15	0	1,732	99.1
Margravine	0	0	0	15	15	0	1,274	98.8
Normand	0	2	0	11	13	0	1,589	99.2
Palace	2	0	1	9	12	0	1,831	99.3
Ravenscourt	0	4	0	6	10	0	1,781	99.4
Sands End	0	1	0	10	11	0	1,727	99.4
Sherbrooke	0	0	0	15	15	0	1,497	99.0
Starch Green	0	1	2	10	13	0	1,708	99.2
Sullivan	0	1	0	6	7	0	1,638	99.6
Town	0	2	0	7	9	0	1,314	99.3
Walham	0	1	0	8	9	0	1,888	99.5
White City and Shepherds Bush	0	4	0	21	25	0	1,859	98.7
Wormholt	0	2	0	12	14	0	1,649	99.2
Hammersmith and Fulham	3	25	5	263	296	0	37,905	99.2
Haringey								
Alexandra	0	0	0	13	13	0	2,484	99.5
Archway	0	1	0	11	12	0	1,959	99.4
Bowes Park	0	5	0	21	26	0	2,455	99.0
Bruce Grove	0	5	0	18	23	0	1,856	98.8
Coleraine	0	4	0	6	10	0	1,606	99.4
Crouch End	0	2	0	17	19	0	2,373	99.2
Fortis Green	0	2	0	10	12	0	2,629	99.5
Green Lanes	0	2	0	13	15	0	1,346	98.9
Harringay	0	3	0	20	23	0	2,118	98.9
High Cross	0	2	0	20	22	0	1,172	98.2
Highgate	0	1	0	6	7	0	1,628	99.6
Hornsey Central	0	2	0	3	5	0	1,688	99.7
Hornsey Vale	1	1	0	5	7	0	1,663	99.6
Muswell Hill	0	4	0	6	10	0	3,692	99.7
Noel Park	0	14	0	12	26	0	2,217	98.8
Park	0	3	0	5	8	0	1,099	99.3
Seven Sisters	0	1	2	8	11	0	1,263	99.1
South Hornsey	0	3	1	8	12	0	1,624	99.3
South Tottenham	0	4	1	12	17	0	1,273	98.7
Tottenham Central	0	4	2	32	38	0	1,629	97.7
West Green	0	2	0	17	19	0	2,283	99.2
White Hart Lane	0	7	0	4	11	0	1,546	99.3
Woodside	0	2	1	17	20	0	2,223	99.1
Haringey	1	74	7	284	366	0	43,826	99.2

Ward	Seats	Electorate	Number voting	% poll	Polling stations	Postal
Harrow on the Hill	3	7,746	2,993	38.6	2,914	79
Harrow Weald	3	7,658	2,513	32.8	2,387	126
Hatch End	3	7,191	2,691	37.4	2,576	115
Headstone North	3	7,831	3,184	40.7	3,093	91
Headstone South	3	6,758	2,693	39.8	2,616	77
Kenton East	3	7,787	2,461	31.6	2,407	54
Kenton West	3	7,952	2,788	35.1	2,728	60
Marlborough	3	6,989	2,359	33.8	2,309	50
Pinner	3	7,677	2,748	35.8	2,646	102
Pinner West	3	7,206	3,191	44.3	3,091	100
Rayners Lane	3	6,852	2,872	41.9	2,796	76
Ridgeway	3	7,102	3,025	42.6	2,956	69
Roxbourne	3	7,611	2,920	38.4	2,833	87
Roxeth	3	7,552	3,193	42.3	3,142	51
Stanmore Park	3	7,799	2,362	30.3	2,274	88
Stanmore South	3	9,267	2,688	29.0	2,634	54
Wealdstone	3	6,886	2,270	33.0	2,175	95
Wemborough	3	7,561	2,798	37.0	2,717	81
Harrow	63	155,120	56,846	36.6	55,187	1,659
Havering						
Airfield	3	7,325	2,080	28.4	2,038	42
Ardleigh Green	2	6,229	2,187	35.1	2,144	43
Brooklands	2	5,594	1,685	30.1	1,666	19
Chase Cross	2	5,484	2,587	47.2	2,530	57
Collier Row	2	5,498	1,817	33.0	1,789	28
Cranham East	2	5,410	2,309	42.7	2,277	32
Cranham West	2	5,467	2,692	49.2	2,630	62
Elm Park	3	8,786	3,154	35.9	3,113	41
Emerson Park	2	7,226	2,442	33.8	2,405	37
Gidea Park	2	5,644	2,366	41.9	2,293	73
Gooshays	3	7,643	1,979	25.9	1,943	36
Hacton	3	8,802	3,066	34.8	3,014	52
Harold Wood	3	8,377	3,167	37.8	3,093	74
Heath Park	2	6,563	2,303	35.1	2,247	56
Heaton	3	8,287	2,046	24.7	2,010	36
Hilldene	3	6,043	1,647	27.3	1,619	28
Hylands	3	9,149	2,823	30.9	2,753	70
Mawney	3	8,469	2,594	30.6	2,552	42
Oldchurch	2	5,131	1,490	29.0	1,466	24
Rainham	3	9,410	2,886	30.7	2,857	29
Rise Park	2	5,881	2,244	38.2	2,193	51
St Andrew's	3	8,867	3,148	35.5	3,066	82
St Edward's	2	5,215	1,918	36.8	1,861	57
South Hornchurch	3	8,476	2,450	28.9	2,429	21
Upminster	3	8,533	3,811	44.7	3,751	60
Havering	63	177,509	60,891	34.3	59,739	1,152
Hillingdon						
Barnhill	3	6,850	1,948	28.4	1,890	58
Botwell	2	4,889	1,442	29.5	1,395	47
Bourne	2	5,188	2,025	39.0	1,966	59
Cavendish	2	5,531	2,735	49.4	2,658	77
Charville	3	7,315	2,330	31.9	2,289	41

Rejected ballot papers

Ward	Lacking official mark	More votes than entitled	Marked for identification	Unmarked wholly void	Total	Rejected in part	Total valid papers	% valid votes
Harrow								
Canons	0	1	0	11	12	0	2,107	99.4
Centenary	0	1	0	19	20	0	2,532	99.2
Greenhill	0	2	0	8	10	0	2,416	99.6
Harrow on the Hill	0	2	0	13	15	0	2,978	99.5
Harrow Weald	0	3	0	13	16	0	2,497	99.4
Hatch End	0	0	0	13	13	0	2,678	99.5
Headstone North	0	0	0	15	15	0	3,169	99.5
Headstone South	0	8	0	15	23	0	2,670	99.1
Kenton East	0	2	0	10	12	0	2,449	99.5
Kenton West	0	0	0	19	19	0	2,769	99.3
Marlborough	0	3	0	14	17	0	2,342	99.3
Pinner	0	3	0	12	15	0	2,733	99.5
Pinner West	0	1	0	21	22	0	3,169	99.3
Rayners Lane	0	0	0	9	9	0	2,863	99.7
Ridgeway	0	3	0	9	12	0	3,013	99.6
Roxbourne	0	5	0	18	23	0	2,897	99.2
Roxeth	0	2	0	13	15	0	3,178	99.5
Stanmore Park	0	2	0	16	18	0	2,344	99.2
Stanmore South	0	2	0	29	31	0	2,657	98.8
Wealdstone	0	3	0	16	19	0	2,251	99.2
Wemborough	0	3	0	14	17	0	2,781	99.4
Harrow	0	46	0	307	353	0	56,493	99.4
Havering								
Airfield	0	3	0	3	6	0	2,074	99.7
Ardleigh Green	0	0	0	7	7	0	2,180	99.7
Brooklands	0	1	0	5	6	1	1,679	99.6
Chase Cross	0	1	1	9	11	0	2,576	99.6
Collier Row	0	0	0	9	9	0	1,808	99.5
Cranham East	0	0	2	5	7	0	2,302	99.7
Cranham West	0	0	0	4	4	0	2,688	99.9
Elm Park	0	7	0	17	24	0	3,130	99.2
Emerson Park	0	1	0	10	11	0	2,431	99.5
Gidea Park	0	1	0	6	7	0	2,359	99.7
Gooshays	0	3	0	1	4	0	1,975	99.8
Hacton	0	0	0	2	2	0	3,064	99.9
Harold Wood	0	3	0	4	7	0	3,160	99.8
Heath Park	0	0	0	8	8	0	2,295	99.7
Heaton	0	2	0	9	11	0	2,035	99.5
Hilldene	0	0	0	11	11	0	1,636	99.3
Hylands	0	2	0	9	11	0	2,812	99.6
Mawney	0	0	0	10	10	0	2,584	99.6
Oldchurch	0	0	0	3	3	0	1,487	99.8
Rainham	0	1	0	4	5	0	2,881	99.8
Rise Park	0	2	0	5	7	0	2,237	99.7
St Andrew's	0	1	0	3	4	0	3,144	99.9
St Edward's	0	1	0	1	2	0	1,916	99.9
South Hornchurch	0	1	0	3	4	0	2,446	99.8
Upminster	0	0	1	4	5	0	3,806	99.9
Havering	0	30	4	152	186	1	60,705	99.7

Ward	Seats	Electorate	Number voting	% poll	Polling stations	Postal
Colham	2	4,918	1,325	26.9	1,291	34
Cowley	3	7,050	2,459	34.9	2,403	56
Crane	2	4,988	1,508	30.2	1,469	39
Deansfield	2	5,384	2,343	43.5	2,278	65
Eastcote	3	7,722	3,053	39.5	2,946	107
Harefield	2	5,346	1,964	36.7	1,889	75
Harlington	3	7,254	2,179	30.0	2,141	38
Heathrow	2	5,640	1,640	29.1	1,603	37
Hillingdon East	2	5,329	1,657	31.1	1,612	45
Hillingdon North	2	5,116	1,989	38.9	1,939	50
Hillingdon West	3	7,458	1,989	26.7	1,907	82
Ickenham	3	8,909	3,983	44.7	3,862	121
Manor	2	5,527	2,047	37.0	2,008	39
Northwood	3	7,556	2,466	32.6	2,345	121
Northwood Hills	3	7,762	2,504	32.3	2,409	95
Ruislip	2	5,580	2,215	39.7	2,135	80
St Martins	2	5,842	2,412	41.3	2,269	143
Townfield	3	8,450	2,809	33.2	2,705	104
Uxbridge North	2	5,000	2,327	46.5	2,260	67
Uxbridge South	2	4,057	1,430	35.2	1,380	50
West Drayton	2	5,256	1,989	37.8	1,922	67
Wood End	2	5,004	1,609	32.2	1,572	37
Yeading	3	7,173	1,917	26.7	1,899	18
Yiewsley	2	5,240	1,638	31.3	1,597	41
Hillingdon	69	177,334	61,932	34.9	60,039	1,893
Hounslow						
Brentford Clifden	3	6,456	2,412	37.4	2,238	174
Chiswick Homefields	2	5,435	2,129	39.2	2,002	127
Chiswick Riverside	3	7,598	3,270	43.0	3,058	212
Cranford	3	7,229	2,266	31.3	2,162	104
East Bedfont	3	8,783	2,357	26.8	2,189	168
Feltham Central	3	7,495	2,117	28.2	1,999	118
Feltham North	3	8,879	2,244	25.3	2,094	150
Feltham South	3	6,969	2,046	29.4	1,925	121
Gunnersbury	3	7,600	2,338	30.8	2,172	166
Hanworth	3	6,942	2,002	28.8	1,895	107
Heston Central	2	5,223	1,680	32.2	1,586	94
Heston East	2	5,193	1,676	32.3	1,585	91
Heston West	3	8,186	2,518	30.8	2,376	142
Hounslow Central	3	7,351	2,516	34.2	2,371	145
Hounslow Heath	3	8,229	2,477	30.1	2,324	153
Hounslow South	3	7,694	3,203	41.6	3,104	99
Hounslow West	3	9,668	2,515	26.0	2,371	144
Isleworth North	3	8,281	2,648	32.0	2,477	171
Isleworth South	3	6,920	2,202	31.8	2,069	133
Spring Grove	3	8,709	3,168	36.4	2,987	181
Turnham Green	3	6,743	2,558	37.9	2,384	174
Hounslow	60	155,583	50,342	32.4	47,368	2,974
Islington						
Barnsbury	3	6,761	2,978	44.0	2,946	32
Bunhill	3	5,460	2,118	38.8	2,106	12
Canonbury East	2	4,998	2,015	40.3	1,978	37
Canonbury West	2	4,153	1,750	42.1	1,730	20
Clerkenwell	3	7,908	2,771	35.0	2,739	32
Gillespie	2	4,471	1,540	34.4	1,531	9

Rejected ballot papers

Ward	Lacking official mark	More votes than entitled	Marked for identification	Unmarked wholly void	Total	Rejected in part	Total valid papers	% valid votes
Hillingdon								
Barnhill	0	1	0	9	10	8	1,938	99.5
Botwell	0	1	1	4	6	0	1,436	99.6
Bourne	4	1	0	1	6	0	2,019	99.7
Cavendish	0	1	0	1	2	0	2,733	99.9
Charville	0	4	0	4	8	0	2,322	99.7
Colham	0	1	0	8	9	0	1,316	99.3
Cowley	2	0	0	7	9	0	2,450	99.6
Crane	0	4	0	7	11	1	1,497	99.3
Deansfield	0	1	0	3	4	0	2,339	99.8
Eastcote	0	0	0	13	13	0	3,040	99.6
Harefield	0	0	0	3	3	0	1,961	99.8
Harlington	0	2	0	2	4	1	2,175	99.8
Heathrow	0	1	0	8	9	0	1,631	99.5
Hillingdon East	0	1	0	2	3	0	1,654	99.8
Hillingdon North	0	0	0	0	0	4	1,989	100.0
Hillingdon West	1	3	0	7	11	0	1,978	99.4
Ickenham	0	2	0	9	11	0	3,972	99.7
Manor	0	0	0	4	4	0	2,043	99.8
Northwood	0	0	0	9	9	0	2,457	99.6
Northwood Hills	0	0	0	21	21	0	2,483	99.2
Ruislip	0	3	0	5	8	0	2,207	99.6
St Martins	0	0	7	3	10	0	2,402	99.6
Townfield	0	6	0	19	25	0	2,784	99.1
Uxbridge North	1	0	0	30	31	0	2,296	98.7
Uxbridge South	0	3	0	13	16	0	1,414	98.9
West Drayton	0	0	0	0	0	3	1,989	100.0
Wood End	0	0	0	7	7	2	1,602	99.6
Yeading	0	3	0	11	14	0	1,903	99.3
Yiewsley	0	1	0	6	7	0	1,631	99.6
Hillingdon	8	39	8	216	271	19	61,661	99.6
Hounslow								
Brentford Clifden	0	1	0	14	15	0	2,397	99.4
Chiswick Homefields	0	5	0	14	19	0	2,110	99.1
Chiswick Riverside	0	1	0	15	16	0	3,254	99.5
Cranford	0	6	0	29	35	0	2,231	98.5
East Bedfont	0	3	0	7	10	0	2,347	99.6
Feltham Central	0	1	0	10	11	0	2,106	99.5
Feltham North	0	0	0	16	16	0	2,228	99.3
Feltham South	0	1	0	10	11	0	2,035	99.5
Gunnersbury	0	2	0	13	15	0	2,323	99.4
Hanworth	0	3	0	6	9	0	1,993	99.6
Heston Central	0	1	0	11	12	0	1,668	99.3
Heston East	0	0	0	16	16	0	1,660	99.0
Heston West	0	8	0	10	18	0	2,500	99.3
Hounslow Central	0	4	0	8	12	0	2,504	99.5
Hounslow Heath	0	5	0	20	25	0	2,452	99.0
Hounslow South	0	2	0	15	17	0	3,186	99.5
Hounslow West	0	5	0	20	25	0	2,490	99.0
Isleworth North	0	2	0	9	11	0	2,637	99.6
Isleworth South	0	1	0	10	11	0	2,191	99.5
Spring Grove	0	1	0	1	2	0	3,166	99.9
Turnham Green	0	3	0	18	21	0	2,537	99.2
Hounslow	0	55	0	272	327	0	50,015	99.4

Ward	Seats	Electorate	Number voting	% poll	Polling stations	Postal
Highbury	3	6,951	2,475	35.6	2,456	19
Highview	2	3,875	1,261	32.5	1,252	9
Hillmarton	2	4,913	2,111	43.0	2,079	32
Hillrise	3	6,600	1,846	28.0	1,834	12
Holloway	3	6,258	2,550	40.7	2,471	79
Junction	3	6,487	1,892	29.2	1,874	18
Mildmay	3	7,995	2,075	26.0	2,045	30
Quadrant	2	5,228	2,213	42.3	2,200	13
St George's	3	6,931	2,246	32.4	2,195	51
St Mary	3	5,894	2,433	41.3	2,394	39
St Peter	3	6,599	2,294	34.8	2,243	51
Sussex	2	4,668	1,926	41.3	1,896	30
Thornhill	2	4,721	1,588	33.6	1,582	6
Tollington	3	7,163	2,014	28.1	1,996	18
Islington	52	118,034	42,096	35.7	41,547	549
Kensington and Chelsea						
Abingdon	3	5,488	1,537	28.0	1,490	47
Avondale	3	5,417	1,709	31.5	1,673	36
Brompton	2	2,839	702	24.7	678	24
Campden	3	5,252	1,572	29.9	1,501	71
Cheyne	2	4,494	1,460	32.5	1,404	56
Church	2	3,225	1,119	34.7	1,064	55
Colville	3	5,466	1,505	27.5	1,482	23
Courtfield	3	5,680	1,205	21.2	1,165	40
Earls Court	3	7,208	1,914	26.6	1,857	57
Golborne	3	5,159	1,460	28.3	1,445	15
Hans Town	3	5,087	1,244	24.5	1,197	47
Holland	3	5,593	1,537	27.5	1,481	56
Kelfield	2	4,739	1,403	29.6	1,367	36
Norland	2	3,374	1,122	33.3	1,083	39
North Stanley	2	4,239	1,153	27.2	1,099	54
Pembridge	3	5,588	1,754	31.4	1,693	61
Queen's Gate	3	5,366	1,262	23.5	1,206	56
Redcliffe	3	5,601	1,375	24.5	1,331	44
Royal Hospital	2	3,553	937	26.4	911	26
St Charles	2	4,353	1,414	32.5	1,380	34
South Stanley	2	4,570	1,260	27.6	1,238	22
Kensington and Chelsea	54	102,291	28,644	28.0	27,745	899
Kingston upon Thames						
Berrylands	3	6,468	2,747	42.5	2,657	90
Burlington	2	4,014	1,873	46.7	1,824	49
Cambridge	3	5,835	2,439	41.8	2,367	72
Canbury	3	5,467	2,637	48.2	2,573	64
Chessington North	2	3,680	1,426	38.8	1,376	50
Chessington South	3	7,052	3,017	42.8	2,938	79
Coombe	2	4,040	1,248	30.9	1,215	33
Grove	3	6,450	2,097	32.5	2,004	93
Kingston upon Thames - continued						
Hill	2	3,964	1,442	36.4	1,398	44
Hook	2	3,794	1,583	41.7	1,539	44
Malden Manor	2	4,059	1,833	45.2	1,792	41
Norbiton	3	5,795	2,368	40.9	2,301	67
Norbiton Park	2	4,302	2,109	49.0	2,027	82
St James	3	5,164	2,146	41.6	2,057	89
St Marks	3	7,061	2,532	35.9	2,410	122

Rejected ballot papers

Ward	Lacking official mark	More votes than entitled	Marked for identification	Unmarked wholly void	Total	Rejected in part	Total valid papers	% valid votes
Islington								
Barnsbury	2	3	0	12	17	0	2,961	99.4
Bunhill	0	0	0	8	8	1	2,110	99.6
Canonbury East	0	1	0	9	10	0	2,005	99.5
Canonbury West	15	4	0	4	23	0	1,727	98.7
Clerkenwell	0	0	0	15	15	0	2,756	99.5
Gillespie	0	1	0	21	22	0	1,518	98.6
Highbury	0	4	0	10	14	1	2,461	99.4
Highview	0	11	0	9	20	0	1,241	98.4
Hillmarton	0	3	3	1	7	0	2,104	99.7
Hillrise	0	0	0	6	6	0	1,840	99.7
Holloway	0	3	0	10	13	0	2,537	99.5
Junction	0	2	0	11	13	0	1,879	99.3
Mildmay	0	0	0	27	27	0	2,048	98.7
Quadrant	0	6	0	4	10	0	2,203	99.5
St George's	0	3	0	19	22	4	2,224	99.0
St Mary	0	0	0	12	12	0	2,421	99.5
St Peter	0	2	0	6	8	0	2,286	99.7
Sussex	2	4	0	13	19	0	1,907	99.0
Thornhill	0	1	0	18	19	0	1,569	98.8
Tollington	0	2	0	40	42	0	1,972	97.9
Islington	19	50	3	255	327	6	41,769	99.2
Kensington and Chelsea								
Abingdon	0	2	2	8	12	0	1,525	99.2
Avondale	0	0	1	14	15	0	1,694	99.1
Brompton	0	0	0	8	8	0	694	98.9
Campden	0	0	0	15	15	0	1,557	99.0
Cheyne	0	3	1	9	13	0	1,447	99.1
Church	0	1	0	0	1	0	1,118	99.9
Colville	0	1	0	24	25	1	1,480	98.3
Courtfield	0	1	0	7	8	0	1,197	99.3
Earls Court	0	1	1	7	9	0	1,905	99.5
Golborne	0	0	0	35	35	0	1,425	97.6
Hans Town	0	0	0	0	0	7	1,244	100.0
Holland	0	0	1	20	21	0	1,516	98.6
Kelfield	0	0	0	13	13	0	1,390	99.1
Norland	0	0	0	4	4	0	1,118	99.6
North Stanley	0	3	0	10	13	0	1,140	98.9
Pembridge	0	4	0	10	14	0	1,740	99.2
Queen's Gate	0	0	0	12	12	0	1,250	99.0
Redcliffe	0	2	0	9	11	0	1,364	99.2
Royal Hospital	0	1	0	8	9	0	928	99.0
St Charles	0	0	0	11	11	0	1,403	99.2
South Stanley	0	0	0	12	12	0	1,248	99.0
Kensington and Chelsea	0	19	6	236	261	8	28,383	99.1
Kingston upon Thames								
Berrylands	0	1	0	11	12	0	2,735	99.6
Burlington	0	1	0	7	8	0	1,865	99.6
Cambridge	0	0	0	9	9	0	2,430	99.6
Canbury	0	2	0	6	8	0	2,629	99.7
Chessington North	0	0	0	2	2	0	1,424	99.9
Chessington South	0	2	0	5	7	0	3,010	99.8
Coombe	0	0	0	9	9	0	1,239	99.3
Grove	0	3	0	11	14	0	2,083	99.3

Ward	Seats	Electorate	Number voting	% poll	Polling stations	Postal
Surbiton Hill	3	5,657	2,534	44.8	2,375	159
Tolworth East	2	4,129	1,706	41.3	1,661	45
Tolworth South	2	3,745	1,368	36.5	1,325	43
Tolworth West	2	4,200	2,000	47.6	1,955	45
Tudor	3	6,729	3,063	45.5	2,962	101
Kingston upon Thames	50	101,605	42,168	41.5	40,756	1,412
Lambeth						
Angell	3	7,553	1,869	24.7	1,840	29
Bishop's	3	7,889	2,462	31.2	2,431	31
Clapham Park	3	9,585	3,506	36.6	3,394	112
Clapham Town	3	8,863	3,076	34.7	2,985	91
Ferndale	3	9,451	2,084	22.1	2,050	34
Gipsy Hill	3	8,760	3,133	35.8	3,065	68
Herne Hill	3	8,376	2,546	30.4	2,486	60
Knight's Hill	3	9,278	3,447	37.2	3,344	103
Larkhall	3	8,670	2,767	31.9	2,745	22
Oval	3	8,733	2,769	31.7	2,694	75
Prince's	3	6,282	2,295	36.5	2,246	49
St Leonard's	3	8,296	2,660	32.1	2,605	55
St Martin's	3	7,798	2,083	26.7	2,042	41
Stockwell	3	7,842	2,357	30.1	2,322	35
Streatham Hill	3	9,213	2,933	31.8	2,838	95
Streatham South	3	8,442	3,459	41.0	3,377	82
Streatham Wells	3	9,842	2,966	30.1	2,888	78
Thornton	2	6,131	2,610	42.6	2,565	45
Thurlow Park	2	5,560	2,322	41.8	2,259	63
Town Hall	3	9,065	2,447	27.0	2,396	51
Tulse Hill	3	8,335	2,266	27.2	2,239	27
Vassall	3	9,513	2,880	30.3	2,815	65
Lambeth	64	183,477	58,937	32.1	57,626	1,311
Lewisham						
Bellingham	2	5,845	1,527	26.1	1,454	73
Blackheath	2	5,340	1,579	29.6	1,517	62
Blythe Hill	2	5,213	1,645	31.6	1,602	43
Catford	2	5,820	2,012	34.6	1,926	86
Churchdown	3	7,004	2,479	35.4	2,379	100
Crofton Park	3	7,800	2,438	31.3	2,382	56
Downham	3	6,364	2,109	33.1	2,016	93
Drake	3	8,045	2,003	24.9	1,964	39
Evelyn	3	7,596	1,628	21.4	1,602	26
Forest Hill	2	4,964	1,489	30.0	1,447	42
Grinling Gibbons	3	7,387	1,701	23.0	1,678	23
Grove Park	2	5,232	1,418	27.1	1,346	72
Hither Green	3	8,253	2,280	27.6	2,203	77
Horniman	3	7,617	2,709	35.6	2,637	72
Ladywell	3	7,743	2,369	30.6	2,270	99
Lewisham - continued						
Manor Lee	2	5,685	1,999	35.2	1,957	42
Marlowe	3	7,984	1,794	22.5	1,773	21
Pepys	3	7,741	2,181	28.2	2,154	27
Perry Hill	3	8,188	2,522	30.8	2,455	67
Rushey Green	2	5,839	1,488	25.5	1,447	41
St Andrew	2	5,836	1,827	31.3	1,746	81
St Margaret	2	5,229	1,812	34.7	1,725	87
St Mildred	3	8,785	3,233	36.8	3,134	99

Rejected ballot papers

Ward	Lacking official mark	More votes than entitled	Marked for identification	Unmarked wholly void	Total	Rejected in part	Total valid papers	% valid votes
Kingston upon Thames - continued								
Hill	0	0	0	6	6	0	1,436	99.6
Hook	0	2	0	2	4	0	1,579	99.7
Malden Manor	0	1	0	1	2	0	1,831	99.9
Norbiton	31	1	1	7	40	0	2,328	98.3
Norbiton Park	0	1	0	7	8	0	2,101	99.6
St James	0	0	3	11	14	0	2,132	99.3
St Marks	0	0	0	7	7	0	2,525	99.7
Surbiton Hill	0	2	0	5	7	0	2,527	99.7
Tolworth East	0	1	0	5	6	0	1,700	99.6
Tolworth South	0	1	0	4	5	0	1,363	99.6
Tolworth West	0	0	0	3	3	0	1,997	99.8
Tudor	0	0	0	5	5	0	3,058	99.8
Kingston upon Thames	31	18	4	123	176	0	41,992	99.6
Lambeth								
Angell	0	3	0	15	18	0	1,851	99.0
Bishop's	0	3	0	10	13	0	2,449	99.5
Clapham Park	1	4	0	33	38	0	3,468	98.9
Clapham Town	0	2	0	6	8	0	3,068	99.7
Ferndale	0	8	0	35	43	0	2,041	97.9
Gipsy Hill	0	2	0	13	15	0	3,118	99.5
Herne Hill	0	2	0	17	19	0	2,527	99.3
Knight's Hill	1	1	0	13	15	0	3,432	99.6
Larkhall	0	2	0	8	10	0	2,757	99.6
Oval	0	4	0	1	5	0	2,764	99.8
Prince's	0	4	0	3	7	0	2,288	99.7
St Leonard's	0	2	1	4	7	0	2,653	99.7
St Martin's	1	4	0	1	6	0	2,077	99.7
Stockwell	0	4	0	23	27	0	2,330	98.9
Streatham Hill	0	1	0	4	5	0	2,928	99.8
Streatham South	0	9	0	11	20	0	3,439	99.4
Streatham Wells	0	0	0	22	22	0	2,944	99.3
Thornton	0	6	0	25	31	0	2,579	98.8
Thurlow Park	0	1	0	9	10	0	2,312	99.6
Town Hall	0	4	0	33	37	0	2,410	98.5
Tulse Hill	0	2	0	15	17	0	2,249	99.2
Vassall	13	8	0	28	49	0	2,831	98.3
Lambeth	16	76	1	329	422	0	58,515	99.3
Lewisham								
Bellingham	0	0	0	8	8	0	1,519	99.5
Blackheath	0	2	1	11	14	0	1,565	99.1
Blythe Hill	0	0	5	11	16	0	1,629	99.0
Catford	0	0	2	19	21	0	1,991	99.0
Churchdown	0	0	5	0	5	0	2,474	99.8
Crofton Park	0	0	3	5	8	0	2,430	99.7
Downham	0	1	1	10	12	0	2,097	99.4
Drake	0	1	4	12	17	0	1,986	99.2
Evelyn	9	0	4	15	28	28	1,600	98.3
Forest Hill	0	1	0	20	21	0	1,468	98.6
Grinling Gibbons	0	4	0	19	23	0	1,678	98.6
Grove Park	0	2	0	6	8	0	1,410	99.4
Hither Green	0	0	0	19	19	0	2,261	99.2
Horniman	0	1	0	17	18	0	2,691	99.3
Ladywell	0	2	0	8	10	0	2,359	99.6

Ward	Seats	Electorate	Number voting	% poll	Polling stations	Postal
Sydenham East	3	7,195	1,980	27.5	1,938	42
Sydenham West	3	7,436	2,131	28.7	2,051	80
Whitefoot	2	4,881	1,552	31.8	1,510	42
Lewisham	67	175,022	51,905	29.7	50,313	1,592
Merton						
Abbey	3	7,317	2,505	34.2	2,417	88
Cannon Hill	3	6,669	3,047	45.7	2,994	53
Colliers Wood	3	7,399	2,723	36.8	2,675	48
Dundonald	3	6,302	2,593	41.1	2,554	39
Durnsford	2	4,361	1,890	43.3	1,844	46
Figge's Marsh	3	7,598	2,359	31.0	2,321	38
Graveney	2	4,356	1,468	33.7	1,456	12
Hillside	3	7,202	2,655	36.9	2,549	106
Lavender	2	5,450	1,569	28.8	1,524	45
Longthornton	3	7,320	2,737	37.4	2,695	42
Lower Morden	3	6,712	3,020	45.0	2,966	54
Merton Park	3	6,819	2,929	43.0	2,841	88
Phipps Bridge	3	7,682	2,433	31.7	2,365	68
Pollards Hill	3	6,074	2,047	33.7	2,018	29
Ravensbury	3	6,517	2,360	36.2	2,304	56
Raynes Park	3	7,207	3,130	43.4	3,029	101
St Helier	3	6,351	2,259	35.6	2,164	95
Trinity	3	6,249	2,361	37.8	2,315	46
Village	3	6,058	2,325	38.4	2,240	85
West Barnes	3	7,013	3,223	46.0	3,170	53
Merton	57	130,656	49,633	38.0	48,441	1,192
Newham						
Beckton	2	3,796	955	25.2	948	7
Bemersyde	2	4,015	1,270	31.6	1,244	26
Canning Town and Grange	2	5,483	1,250	22.8	1,221	29
Castle	2	5,002	1,552	31.0	1,546	6
Central	2	5,086	1,687	33.2	1,668	19
Custom House and Silvertown	3	8,537	1,980	23.2	1,946	34
Forest Gate	3	6,740	1,988	29.5	1,977	11
Greatfield	3	7,296	2,108	28.9	2,081	27
Hudsons	3	6,209	1,618	26.1	1,534	84
Kensington	2	5,121	1,731	33.8	1,726	5
Little Ilford	3	6,866	1,824	26.6	1,810	14
Manor Park	3	7,324	2,063	28.2	2,051	12
Monega	2	5,220	1,845	35.3	1,841	4
New Town	2	4,523	1,138	25.2	1,131	7
Ordnance	2	3,493	1,058	30.3	1,047	11
Park	3	6,422	1,797	28.0	1,790	7
Plaistow	3	6,158	1,619	26.3	1,603	16
Plasht	3	7,219	2,185	30.3	2,159	26
Newham - continued						
St Stephen's	2	4,822	1,676	34.8	1,667	9
South	3	12,446	3,047	24.5	3,022	25
Stratford	2	4,449	1,211	27.2	1,201	10
Upton				3 seats uncontested		
Wall End	3	7,779	2,658	34.2	2,633	25
West Ham	2	5,267	1,290	24.5	1,276	14
Newham (excluding Upton)	57	139,273	39,550	28.4	39,122	428
Redbridge						

Rejected ballot papers

Ward	Lacking official mark	More votes than entitled	Marked for identification	Unmarked wholly void	Total	Rejected in part	Total valid papers	% valid votes
Lewisham - continued								
Manor Lee	0	2	2	9	13	0	1,986	99.3
Marlowe	0	1	2	3	6	0	1,788	99.7
Pepys	4	0	3	15	22	0	2,159	99.0
Perry Hill	0	3	4	35	42	0	2,480	98.3
Rushey Green	0	1	2	26	29	0	1,459	98.1
St Andrew	0	1	0	12	13	0	1,814	99.3
St Margaret	0	0	0	15	15	0	1,797	99.2
St Mildred	0	0	0	14	14	0	3,219	99.6
Sydenham East	0	3	0	13	16	0	1,964	99.2
Sydenham West	0	1	0	7	8	0	2,123	99.6
Whitefoot	0	2	0	4	6	0	1,546	99.6
Lewisham	13	28	38	333	412	28	51,493	99.2
Merton								
Abbey	0	1	0	10	11	0	2,494	99.6
Cannon Hill	0	0	0	4	4	2	3,043	99.9
Colliers Wood	0	2	0	14	16	0	2,707	99.4
Dundonald	0	3	0	12	15	0	2,578	99.4
Durnsford	0	3	0	10	13	0	1,877	99.3
Figge's Marsh	0	3	1	14	18	0	2,341	99.2
Graveney	0	2	0	7	9	0	1,459	99.4
Hillside	0	1	0	26	27	0	2,628	99.0
Lavender	0	2	0	8	10	0	1,559	99.4
Longthornton	0	2	13	0	15	0	2,722	99.5
Lower Morden	0	2	1	4	7	0	3,013	99.8
Merton Park	0	1	1	6	8	0	2,921	99.7
Phipps Bridge	0	2	8	5	15	0	2,418	99.4
Pollards Hill	0	0	0	12	12	0	2,035	99.4
Ravensbury	0	2	0	6	8	0	2,352	99.7
Raynes Park	0	0	1	9	10	0	3,120	99.7
St Helier	0	1	0	6	7	0	2,252	99.7
Trinity	0	1	0	6	7	0	2,354	99.7
Village	0	1	0	11	12	0	2,313	99.5
West Barnes	0	1	0	14	15	0	3,208	99.5
Merton	0	30	25	184	239	2	49,394	99.5
Newham								
Beckton	0	0	0	3	3	0	952	99.7
Bemersyde	0	1	1	21	23	0	1,247	98.2
Canning Town and Grange	0	1	0	10	11	0	1,239	99.1
Castle	0	3	0	16	19	0	1,533	98.8
Central	0	0	2	7	9	0	1,678	99.5
Custom House and Silvertown	0	1	1	13	15	0	1,965	99.2
Forest Gate	0	0	2	20	22	0	1,966	98.9
Greatfield	0	0	0	7	7	0	2,101	99.7
Hudsons	0	1	0	11	12	0	1,606	99.3
Kensington	0	2	0	17	19	0	1,712	98.9
Little Ilford	0	2	0	16	18	0	1,806	99.0
Manor Park	0	0	1	12	13	0	2,050	99.4
Monega	0	0	0	12	12	0	1,833	99.3
New Town	0	1	1	17	19	0	1,119	98.3
Ordnance	0	0	0	3	3	0	1,055	99.7
Park	0	2	0	27	29	0	1,768	98.4
Plaistow	0	2	0	28	30	0	1,589	98.1
Plashet	0	1	1	25	27	0	2,158	98.8

Ward	Seats	Electorate	Number voting	% poll	Polling stations	Postal
Aldborough	3	6,720	2,652	39.5	2,585	67
Barkingside	3	9,828	3,666	37.3	3,597	69
Bridge	3	9,389	3,284	35.0	3,170	114
Chadwell	3	9,696	3,704	38.2	3,635	69
Church End	3	7,978	3,025	37.9	2,930	95
Clayhall	3	10,059	3,163	31.4	3,088	75
Clementswood	3	8,638	3,022	35.0	2,966	56
Cranbrook	3	8,222	3,362	40.9	3,275	87
Fairlop	3	8,292	3,005	36.2	2,896	109
Fullwell	3	8,666	2,836	32.7	2,758	78
Goodmayes	2	3,949	1,284	32.5	1,264	20
Hainault	3	7,003	1,892	27.0	1,825	67
Loxford	3	9,565	2,896	30.3	2,848	48
Mayfield	3	9,271	3,203	34.5	3,140	63
Monkhams	3	8,213	3,035	37.0	2,942	93
Newbury	3	8,518	3,032	35.6	2,986	46
Roding	3	8,682	3,444	39.7	3,395	49
Seven Kings	3	7,838	2,762	35.2	2,702	60
Snaresbrook	3	7,928	3,248	41.0	3,155	93
Valentines	3	7,560	2,197	29.1	2,157	40
Wanstead	3	7,858	3,338	42.5	3,260	78
Redbridge	62	173,873	62,050	35.7	60,574	1,476
Richmond upon Thames						
Barnes	3	7,031	3,516	50.0	3,401	115
Central Twickenham	2	5,655	2,718	48.1	2,642	76
East Sheen	2	4,783	2,209	46.2	2,137	72
East Twickenham	3	8,815	3,509	39.8	3,388	121
Harn and Petersham	3	5,952	2,697	45.3	2,641	56
Hampton	3	6,758	3,012	44.6	2,921	91
Hampton Hill	3	6,811	3,413	50.1	3,328	85
Hampton Nursery	2	5,019	1,830	36.5	1,773	57
Hampton Wick	3	7,671	3,555	46.3	3,433	122
Heathfield	3	7,452	2,991	40.1	2,936	55
Kew	3	7,508	3,521	46.9	3,419	102
Mortlake	3	6,020	2,749	45.7	2,697	52
Palewell	3	6,361	3,213	50.5	3,141	72
Richmond Hill	3	6,576	2,725	41.4	2,619	106
Richmond Town	2	4,748	1,959	41.3	1,885	74
South Twickenham	3	7,499	3,527	47.0	3,424	103
Teddington	3	7,644	3,303	43.2	3,183	120
West Twickenham	2	4,797	2,117	44.1	2,066	51
Whitton	3	7,107	3,369	47.4	3,303	66
Richmond upon Thames	52	124,207	55,933	45.0	54,337	1,596
Southwark						
Abbey	2	4,684	1,523	32.5	1,502	21
Alleyn	2	5,100	1,724	33.8	1,696	28
Barset	2	4,332	1,065	24.6	1,039	26
Bellenden	3	7,612	2,373	31.2	2,327	46
Bricklayers	2	6,670	1,940	29.1	1,908	32
Browning	3	6,868	2,283	33.2	2,252	31
Brunswick	3	6,883	1,690	24.6	1,666	24
Burgess	2	4,084	1,623	39.7	1,606	17
Cathedral	2	5,424	1,794	33.1	1,746	48
Chaucer	3	7,711	2,749	35.7	2,705	44

Rejected ballot papers

Ward	Lacking official mark	More votes than entitled	Marked for identification	Unmarked wholly void	Total	Rejected in part	Total valid papers	% valid votes
Newham - continued								
St Stephen's	0	1	1	17	19	0	1,657	98.9
South	0	0	3	11	14	0	3,033	99.5
Stratford	0	5	2	13	20	0	1,191	98.3
Upton				3 seats uncontested				
Wall End	0	0	1	15	16	0	2,642	99.4
West Ham	0	0	0	3	3	0	1,287	99.8
Newham (excluding Upton)	0	23	16	324	363	0	39,187	99.1
Redbridge								
Aldborough	0	1	0	11	12	0	2,640	99.5
Barkingside	0	4	0	10	14	0	3,652	99.6
Bridge	0	2	0	11	13	0	3,271	99.6
Chadwell	0	0	2	5	7	0	3,697	99.8
Church End	0	5	0	11	16	0	3,009	99.5
Clayhall	0	3	0	11	14	0	3,149	99.6
Clementswood	0	10	0	12	22	0	3,000	99.3
Cranbrook	0	3	2	14	19	0	3,343	99.4
Fairlop	0	2	0	10	12	0	2,993	99.6
Fullwell	0	2	0	17	19	0	2,817	99.3
Goodmayes	0	5	2	6	13	0	1,271	99.0
Hainault	0	1	0	7	8	0	1,884	99.6
Loxford	0	11	0	22	33	0	2,863	98.9
Mayfield	0	2	0	10	12	0	3,191	99.6
Monkhams	0	2	0	9	11	0	3,024	99.6
Newbury	0	9	7	21	37	0	2,995	98.8
Roding	0	1	1	8	10	0	3,434	99.7
Seven Kings	0	5	0	13	18	0	2,744	99.3
Snaresbrook	0	1	0	3	4	0	3,244	99.9
Valentines	0	2	2	6	10	0	2,187	99.5
Wanstead	0	0	0	10	10	0	3,328	99.7
Redbridge	0	71	16	227	314	0	61,736	99.5
Richmond upon Thames								
Barnes	5	0	0	11	16	0	3,500	99.5
Central Twickenham	0	2	0	15	17	0	2,701	99.4
East Sheen	0	0	0	4	4	0	2,205	99.8
East Twickenham	0	0	0	21	21	0	3,488	99.4
Ham and Petersham	0	0	0	12	12	0	2,685	99.6
Hampton	0	1	0	13	14	0	2,998	99.5
Hampton Hill	0	1	1	6	8	0	3,405	99.8
Hampton Nursery	0	0	0	10	10	0	1,820	99.5
Hampton Wick	0	0	0	10	10	0	3,545	99.7
Heathfield	0	2	0	7	9	0	2,982	99.7
Kew	0	1	0	2	3	0	3,518	99.9
Mortlake	0	0	0	13	13	0	2,736	99.5
Palewell	0	0	0	12	12	0	3,201	99.6
Richmond Hill	0	1	0	18	19	0	2,706	99.3
Richmond Town	0	0	0	4	4	0	1,955	99.8
South Twickenham	0	4	0	5	9	0	3,518	99.7
Teddington	0	1	0	21	22	0	3,281	99.3
West Twickenham	0	1	0	2	3	0	2,114	99.9
Whitton	0	0	0	19	19	0	3,350	99.4
Richmond upon Thames	5	14	1	205	225	0	55,708	99.6

Ward	Seats	Electorate	Number voting	% poll	Polling stations	Postal
College	2	5,478	2,375	43.4	2,285	90
Consort	2	4,614	1,079	23.4	1,054	25
Dockyard	3	13,377	3,499	26.2	3,420	79
Faraday	3	8,596	2,561	29.8	2,528	33
Friary	3	5,440	1,610	29.6	1,594	16
Liddle	3	5,046	1,543	30.6	1,523	20
Lyndhurst	3	7,906	2,415	30.5	2,370	45
Newington	3	7,930	3,094	39.0	3,034	60
Riverside	3	7,379	2,627	35.6	2,543	84
Rotherhithe	3	6,455	1,956	30.3	1,926	30
Ruskin	3	6,934	3,699	53.3	3,591	108
Rye	2	5,893	2,376	40.3	2,333	43
St Giles	3	7,590	2,210	29.1	2,170	40
The Lane	2	5,067	1,829	36.1	1,790	39
Waverley	2	4,708	1,565	33.2	1,537	28
Southwark	64	161,781	53,202	32.9	52,145	1,057
Sutton						
Beddington North	2	5,085	1,702	33.5	1,662	40
Beddington South	3	6,432	1,924	29.9	1,876	48
Belmont	2	6,469	2,594	40.1	2,465	129
Carshalton Beeches	3	6,585	3,192	48.5	3,074	118
Carshalton Central	2	4,833	1,907	39.5	1,842	65
Carshalton North	2	5,133	1,845	35.9	1,789	56
Cheam South	2	4,506	1,861	41.3	1,796	65
Cheam West	2	4,318	1,647	38.1	1,599	48
Clockhouse	1	1,516	690	45.5	649	41
North Cheam	2	5,012	1,751	34.9	1,700	51
Rosehill	2	4,414	1,619	36.7	1,556	63
St Helier North	3	6,164	1,701	27.6	1,649	52
St Helier South	2	4,034	1,172	29.1	1,124	48
Sutton Central	2	4,948	1,555	31.4	1,476	79
Sutton Common	2	4,584	1,553	33.9	1,509	44
Sutton East	3	5,821	1,893	32.5	1,814	79
Sutton South	3	7,768	2,779	35.8	2,666	113
Sutton West	2	4,329	1,594	36.8	1,533	61
Wallington North	3	7,483	2,460	32.9	2,378	82
Wallington South	3	7,094	2,717	38.3	2,604	113
Wandle Valley	2	4,929	1,599	32.4	1,568	31
Woodcote	1	2,784	1,092	39.2	1,070	22
Worcester Park North	3	6,909	2,142	31.0	2,091	51
Worcester Park South	2	4,605	1,744	37.9	1,711	33
Wrythe Green	2	5,216	1,560	29.9	1,511	49
Sutton	56	130,971	46,293	35.3	44,712	1,581
Tower Hamlets						
Blackwall	2	3,669	1,256	34.2	1,246	10
Bow	3	6,452	2,222	34.4	2,180	42
Bromley	3	7,225	2,645	36.6	2,625	20
East India	2	4,606	1,480	32.1	1,474	6
Grove	2	4,183	1,770	42.3	1,760	10
Holy Trinity	3	7,483	2,992	40.0	2,972	20
Lansbury	3	6,255	2,548	40.7	2,521	27
Limehouse	3	6,175	2,406	39.0	2,394	12
Millwall	3	12,191	4,130	33.9	4,077	53
Park	2	4,067	1,603	39.4	1,575	28

Rejected ballot papers

Ward	Lacking official mark	More votes than entitled	Marked for identification	Unmarked wholly void	Total	Rejected in part	Total valid papers	% valid votes
Southwark								
Abbey	0	1	1	7	9	0	1,514	99.4
Alleyn	14	0	0	0	14	0	1,710	99.2
Barset	0	0	0	8	8	2	1,057	99.2
Bellenden	0	1	1	17	19	0	2,354	99.2
Bricklayers	0	3	2	11	16	0	1,924	99.2
Browning	0	0	3	3	6	9	2,277	99.7
Brunswick	0	1	0	4	5	0	1,685	99.7
Burgess	0	2	0	9	11	0	1,612	99.3
Cathedral	10	0	0	0	10	0	1,784	99.4
Chaucer	0	4	0	0	4	0	2,745	99.9
College	0	2	0	8	10	0	2,365	99.6
Consort	0	4	0	10	14	0	1,065	98.7
Dockyard	0	3	0	22	25	0	3,474	99.3
Faraday	29	2	0	0	31	0	2,530	98.8
Friary	0	4	0	6	10	1	1,600	99.4
Liddle	0	2	0	2	4	0	1,539	99.7
Lyndhurst	0	4	1	17	22	0	2,393	99.1
Newington	0	3	0	19	22	0	3,072	99.3
Riverside	7	1	0	8	16	0	2,611	99.4
Rotherhithe	0	0	0	11	11	0	1,945	99.4
Ruskin	18	1	0	1	20	0	3,679	99.5
Rye	0	1	0	3	4	0	2,372	99.8
St Giles	0	4	0	15	19	0	2,191	99.1
The Lane	0	6	0	6	12	0	1,817	99.3
Waverley	1	0	0	4	5	0	1,560	99.7
Southwark	79	49	8	191	327	12	52,875	99.4
Sutton								
Beddington North	0	1	0	2	3	3	1,699	99.8
Beddington South	0	1	0	2	3	0	1,921	99.8
Belmont	0	0	2	1	3	0	2,591	99.9
Carshalton Beeches	0	0	1	0	1	0	3,191	100.0
Carshalton Central	0	0	0	8	8	0	1,899	99.6
Carshalton North	0	0	2	3	5	0	1,840	99.7
Cheam South	0	0	1	8	9	0	1,852	99.5
Cheam West	0	0	4	2	6	1	1,641	99.6
Clockhouse	0	0	1	0	1	0	689	99.9
North Cheam	0	0	0	1	1	1	1,750	99.9
Rosehill	0	0	0	2	2	0	1,617	99.9
St Helier North	0	0	0	3	3	0	1,698	99.8
St Helier South	0	0	0	2	2	0	1,170	99.8
Sutton Central	0	0	0	6	6	2	1,549	99.6
Sutton Common	0	1	0	12	13	4	1,540	99.2
Sutton East	0	2	0	5	7	3	1,886	99.6
Sutton South	0	2	3	4	9	0	2,770	99.7
Sutton West	0	1	0	2	3	2	1,591	99.8
Wallington North	0	1	0	7	8	0	2,452	99.7
Wallington South	0	1	0	4	5	6	2,712	99.8
Wandle Valley	0	1	0	6	7	0	1,592	99.6
Woodcote	0	0	0	1	1	0	1,091	99.9
Worcester Park North	0	0	1	6	7	0	2,135	99.7
Worcester Park South	0	2	0	7	9	1	1,735	99.5
Wrythe Green	0	1	1	4	6	1	1,554	99.6
Sutton	0	14	16	98	128	24	46,165	99.7

Ward	Seats	Electorate	Number voting	% poll	Polling stations	Postal
Redcoat	2	4,639	1,793	38.7	1,777	16
St Dunstan's	3	6,224	2,077	33.4	2,060	17
St James'	2	5,234	2,136	40.8	2,111	25
St Katharine's	3	10,689	3,469	32.5	3,440	29
St Mary's	2	4,360	1,312	30.1	1,304	8
St Peter's	3	8,260	3,036	36.8	3,016	20
Shadwell	3	8,014	2,552	31.8	2,529	23
Spitalfields	3	6,451	2,183	33.8	2,177	6
Weavers	3	7,256	2,911	40.1	2,900	11
Tower Hamlets	50	123,433	44,521	36.1	44,138	383
Waltham Forest						
Cann Hall	3	7,538	2,847	37.8	2,779	68
Cathall	3	7,412	1,818	24.5	1,796	22
Chapel End	3	7,825	3,003	38.4	2,964	39
Chingford Green	3	8,934	3,295	36.9	3,219	76
Endlebury	2	6,269	2,185	34.9	2,145	40
Forest	3	7,752	3,025	39.0	3,001	24
Grove Green	3	7,782	2,439	31.3	2,412	27
Hale End	2	5,487	2,336	42.6	2,297	39
Hatch Lane	3	8,253	2,946	35.7	2,900	46
High Street	3	7,974	3,086	38.7	3,050	36
Higham Hill	2	4,882	1,756	36.0	1,744	12
Hoe Street	3	9,001	2,803	31.1	2,762	41
Larkwood	3	10,086	3,048	30.2	2,981	67
Lea Bridge	3	7,818	2,410	30.8	2,391	19
Leyton	3	7,845	3,343	42.6	3,275	68
Leytonstone	3	7,531	2,643	35.1	2,613	30
Lloyd Park	3	7,563	2,114	28.0	2,080	34
St James Street	3	9,392	2,539	27.0	2,505	34
Valley	3	8,254	2,453	29.7	2,426	27
Wood Street	3	8,588	3,315	38.6	3,233	82
Waltham Forest	57	156,186	53,404	34.2	52,573	831
Wandsworth						
Balham	3	9,260	3,825	41.3	3,726	99
Bedford	3	9,642	3,902	40.5	3,808	94
Earlsfield	2	6,731	2,942	43.7	2,877	65
East Putney	3	10,303	3,681	35.7	3,559	122
Fairfield	2	5,995	2,666	44.5	2,584	82
Furzedown	3	10,356	4,421	42.7	4,326	95
Graveney	3	10,533	3,644	34.6	3,536	108
Latchmere	3	8,243	2,615	31.7	2,574	41
Nightingale	3	9,544	3,958	41.5	3,870	88
Northcote	3	9,100	3,683	40.5	3,584	99
Parkside	2	5,931	2,689	45.3	2,600	89

Rejected ballot papers

Ward	Lacking official mark	More votes than entitled	Marked for identification	Unmarked wholly void	Total	Rejected in part	Total valid papers	% valid votes
Tower Hamlets								
Blackwall	0	11	0	21	32	0	1,224	97.5
Bow	0	4	0	11	15	0	2,207	99.3
Bromley	0	1	0	35	36	0	2,609	98.6
East India	0	3	1	13	17	0	1,463	98.9
Grove	0	2	0	13	15	0	1,755	99.2
Holy Trinity	0	3	0	18	21	0	2,971	99.3
Lansbury	0	9	0	21	30	0	2,518	98.8
Limehouse	6	8	0	13	27	0	2,379	98.9
Millwall	0	4	0	17	21	0	4,109	99.5
Park	0	9	0	7	16	0	1,587	99.0
Redcoat	0	3	0	11	14	0	1,779	99.2
St Dunstan's	0	14	0	28	42	0	2,035	98.0
St James'	0	2	3	18	23	0	2,113	98.9
St Katharine's	0	19	0	23	42	0	3,427	98.8
St Mary's	0	5	0	37	42	0	1,270	96.8
St Peter's	0	7	0	16	23	0	3,013	99.2
Shadwell	0	8	0	33	41	0	2,511	98.4
Spitalfields	0	18	1	27	46	0	2,137	97.9
Weavers	0	12	0	19	31	0	2,880	98.9
Tower Hamlets	6	142	5	381	534	0	43,987	98.8
Waltham Forest								
Cann Hall	0	3	2	13	18	0	2,829	99.4
Cathall	0	6	0	4	10	0	1,808	99.4
Chapel End	0	5	0	10	15	0	2,988	99.5
Chingford Green	0	1	0	10	11	0	3,284	99.7
Endlebury	0	4	0	5	9	0	2,176	99.6
Forest	0	13	8	14	35	0	2,990	98.8
Grove Green	0	21	0	10	31	0	2,408	98.7
Hale End	0	5	0	3	8	0	2,328	99.7
Hatch Lane	0	6	0	7	13	0	2,933	99.6
High Street	0	4	0	18	22	0	3,064	99.3
Higham Hill	0	3	0	2	5	0	1,751	99.7
Hoe Street	0	11	0	10	21	0	2,782	99.3
Larkswood	0	2	0	10	12	0	3,036	99.6
Lea Bridge	0	8	0	12	20	0	2,390	99.2
Leyton	0	7	0	9	16	0	3,327	99.5
Leytonstone	0	3	0	9	12	0	2,631	99.5
Lloyd Park	0	0	0	21	21	0	2,093	99.0
St James Street	0	0	4	13	17	0	2,522	99.3
Valley	0	5	0	13	18	0	2,435	99.3
Wood Street	0	3	0	11	14	0	3,301	99.6
Waltham Forest	0	110	14	204	328	0	53,076	99.4

Ward	Seats	Electorate	Number voting	% poll	Polling stations	Postal
Queenstown	2	7,099	2,683	37.8	2,612	71
Roehampton	3	8,844	3,338	37.7	3,239	99
St John	3	9,908	3,402	34.3	3,305	97
St Mary's Park	3	9,123	3,679	40.3	3,601	78
Shaftesbury	3	10,096	3,814	37.8	3,742	72
Southfield	3	10,457	4,627	44.2	4,488	139
Springfield	3	10,658	4,458	41.8	4,327	131
Thamesfield	3	10,348	4,208	40.7	4,070	138
Tooting	3	10,261	3,552	34.6	3,494	58
West Hill	2	6,143	2,563	41.7	2,436	127
West Putney	3	9,743	3,749	38.5	3,581	168
Wandsworth	61	198,318	78,099	39.4	75,939	2,160
City of Westminster						
Baker Street	2	3,430	868	25.3	829	39
Bayswater	3	6,559	2,194	33.5	2,128	66
Belgrave	2	4,050	1,254	31.0	1,201	53
Bryanston	2	3,403	1,015	29.8	963	52
Cavendish	3	6,160	2,049	33.3	1,969	80
Church Street	3	6,826	1,719	25.2	1,670	49
Churchill	3	6,659	3,017	45.3	2,920	97
Hamilton Terrace	2	3,881	1,187	30.6	1,123	64
Harrow Road	3	7,402	1,913	25.8	1,854	59
Hyde Park	3	5,357	1,388	25.9	1,323	65
Knightsbridge	2	3,811	1,047	27.5	981	66
Lancaster Gate	3	5,607	1,469	26.2	1,391	78
Little Venice	3	6,098	2,293	37.6	2,212	81
Lord's	2	4,241	1,304	30.7	1,238	66
Maida Vale	3	6,724	2,611	38.8	2,548	63
Millbank	3	5,809	2,579	44.4	2,472	107
Queen's Park	3	6,276	1,755	28.0	1,717	38
Regent's Park	3	6,114	2,089	34.2	2,002	87
St George's	3	7,878	2,620	33.3	2,446	174
St James's	2	3,547	1,189	33.5	1,117	72
Victoria	2	4,236	1,471	34.7	1,340	131
Westbourne	3	7,396	1,879	25.4	1,818	61
West End	2	4,816	1,488	30.9	1,442	46
City of Westminster	60	126,280	40,398	32.0	38,704	1,694
London (excluding Newham - Upton)	1,914	5,004,253	1,738,868	34.7	1,692,158	46,710

Rejected ballot papers

Ward	Lacking official mark	More votes than entitled	Marked for identification	Unmarked wholly void	Total	Rejected in part	Total valid papers	% valid votes
Wandsworth								
Balham	0	3	0	9	12	0	3,813	99.7
Bedford	0	7	0	15	22	0	3,880	99.4
Earlsfield	1	0	0	9	10	0	2,932	99.7
East Putney	0	0	0	13	13	0	3,668	99.6
Fairfield	0	1	0	9	10	0	2,656	99.6
Furzedown	0	8	1	26	35	0	4,386	99.2
Graveney	0	6	1	2	9	0	3,635	99.8
Latchmere	0	8	0	1	9	0	2,606	99.7
Nightingale	0	1	0	17	18	0	3,940	99.5
Northcote	0	0	0	7	7	0	3,676	99.8
Parkside	0	3	0	15	18	0	2,671	99.3
Queenstown	1	4	2	1	8	0	2,675	99.7
Roehampton	0	0	0	4	4	0	3,334	99.9
St John	0	2	0	22	24	0	3,378	99.3
St Mary's Park	0	2	0	12	14	0	3,665	99.6
Shaftesbury	0	3	0	2	5	0	3,809	99.9
Southfield	1	3	0	10	14	0	4,613	99.7
Springfield	0	1	0	6	7	0	4,451	99.8
Thamesfield	0	1	0	14	15	0	4,193	99.6
Tooting	0	8	0	0	8	0	3,544	99.8
West Hill	0	2	0	3	5	0	2,558	99.8
West Putney	0	3	0	5	8	0	3,741	99.8
Wandsworth	3	66	4	202	275	0	77,824	99.6
City of Westminster								
Baker Street	0	0	0	5	5	0	863	99.4
Bayswater	0	0	0	8	8	0	2,186	99.6
Belgrave	0	4	0	2	6	0	1,248	99.5
Bryanston	0	0	0	7	7	0	1,008	99.3
Cavendish	0	0	0	24	24	0	2,025	98.8
Church Street	0	3	0	16	19	0	1,700	98.9
Churchill	0	6	0	15	21	0	2,996	99.3
Hamilton Terrace	0	0	2	5	7	0	1,180	99.4
Harrow Road	0	0	1	24	25	0	1,888	98.7
Hyde Park	0	0	0	4	4	0	1,384	99.7
Knightsbridge	0	0	0	13	13	0	1,034	98.8
Lancaster Gate	0	2	0	11	13	0	1,456	99.1
Little Venice	0	3	1	15	19	0	2,274	99.2
Lord's	0	0	0	8	8	0	1,296	99.4
Maida Vale	0	1	0	18	19	0	2,592	99.3
Millbank	0	0	0	21	21	0	2,558	99.2
Queen's Park	0	12	0	15	27	0	1,728	98.5
Regent's Park	0	1	1	10	12	0	2,077	99.4
St George's	0	0	0	14	14	0	2,606	99.5
St James's	0	1	0	17	18	0	1,171	98.5
Victoria	0	0	0	9	9	0	1,462	99.4
Westbourne	0	4	1	22	27	0	1,852	98.6
West End	0	0	0	4	4	0	1,484	99.7
City of Westminster	0	37	6	287	330	0	40,068	99.2
London (excluding Newham - Upton)	267	1,642	271	8,648	10,828	153	1,728,040	99.4

Parliamentary constituency summary

Notes

The electorates include that for Upton ward in Newham where three candidates were returned unopposed in the borough council elections. The remaining borough election figures exclude the Upton electorate.

The borough election data for the Cities of London and Westminster constituency exclude any estimate for the City of London as the City does not take part in borough general elections, being constitutionally distinct from the London boroughs.

A number of wards in London are split between two parliamentary constituencies. These wards are as follows:

<i>Borough</i>	<i>Ward</i>	<i>Constituency</i>	<i>%</i>
Hammersmith and Fulham	Walham	Hammersmith and Fulham	98.3%
		Kensington and Chelsea	1.7%
Kensington and Chelsea	Avondale	Regent's Park and Kensington North	96.1%
		Ealing, Acton and Shepherds Bush	3.9%
	Kelfield	Regent's Park and Kensington North	96.7%
		Ealing, Acton and Shepherds Bush	3.3%
Norland		Kensington and Chelsea	97.4%
		Ealing, Acton and Shepherds Bush	2.6%
	St Charles	Regent's Park and Kensington North	94.7%
		Ealing, Acton and Shepherds Bush	5.3%
Kingston upon Thames	Hook	Kingston and Surbiton	99.1%
		Esher and Walton	0.9%
	Surbiton Hill	Kingston and Surbiton	99.7%
		Esher and Walton	0.3%
Tolworth West		Kingston and Surbiton	97.7%
		Esher and Walton	2.3%
Sutton	Wandle Valley	Carshalton and Wallington	99.9%
		Mitcham and Morden	0.1%
	Worcester Park North	Sutton and Cheam	99.1%
		Kingston and Surbiton	0.9%
Worcester Park South		Sutton and Cheam	98.1%
		Epsom and Ewell	1.9%

Results for the constituencies involved have been produced by applying the above percentages to the ward results and allocating the parts to the appropriate constituencies. The percentages were obtained from the summaries of Registers of Electors made by Registration Officers in February 1998 (form RPF29).

In addition small parts of Kingston and Surbiton, and Sutton and Cheam constituencies are located outside London, and thus the electorates shown for these in the borough results are slightly understated.

The following table compares the estimated constituency results with those from the general parliamentary elections held on 1 May 1997.

Constituency	Election	Number of wards	Electorate	% poll	Percentage votes cast			
					Conservative	Labour	Liberal Democrat	others
Barking	boro98	10	54,029	26.3	0.0	68.8	28.9	2.3
	parl97		53,682	61.4	17.6	65.8	9.5	7.1
Battersea	boro98	8	68,824	38.3	55.9	34.2	6.1	3.8
	parl97		66,928	70.8	39.4	50.7	7.3	2.5
Beckenham	boro98	10	73,063	41.6	45.1	22.2	32.7	0.0
	parl97		72,807	74.6	42.5	33.4	18.1	6.0
Bethnal Green and Bow	boro98	12	75,298	36.5	15.5	48.2	30.1	6.2
	parl97		73,008	61.2	21.1	46.3	12.0	20.6
Bexleyheath and Crayford	boro98	9	63,566	38.0	39.0	42.1	18.4	0.5
	parl97		63,334	76.1	38.4	45.5	11.2	4.9
Brent East	boro98	11	57,404	37.5	33.9	53.7	8.9	3.6
	parl97		53,548	65.9	22.3	67.3	7.8	2.6
Brent North	boro98	9	56,539	37.6	48.2	38.8	11.6	1.4
	parl97		54,149	70.5	40.1	50.7	8.1	1.1
Brent South	boro98	11	55,755	35.5	23.5	49.5	22.4	4.7
	parl97		53,505	64.5	15.9	73.0	7.7	3.4
Brentford and Isleworth	boro98	11	82,455	35.1	32.1	45.4	13.7	9.0
	parl97		79,058	71.0	31.8	57.4	8.2	2.6
Bromley and Chislehurst	boro98	7	71,607	38.6	50.4	18.1	30.0	1.6
	parl97		71,104	74.2	46.3	25.2	23.8	4.7
Camberwell and Peckham	boro98	9	52,276	29.0	7.8	52.1	26.8	13.9
	parl97		50,214	56.7	11.9	69.3	11.2	7.6
Carshalton and Wallington	boro98	13	67,284	35.0	25.4	22.1	48.1	4.6
	parl97		66,038	73.3	33.5	23.9	38.2	4.4
Chingford and Woodford Green	boro98	8	63,474	35.2	48.0	25.6	24.3	2.2
	parl97		62,904	70.7	47.5	34.6	15.5	2.4
Chipping Barnet	boro98	6	71,431	38.9	46.2	38.1	10.5	5.3
	parl97		69,049	71.8	43.0	40.9	12.3	3.7
Cities of London and Westminster	boro98	14	71,322	33.2	61.3	26.0	8.9	3.8
	parl97		69,047	58.2	47.3	35.1	12.3	5.3
Croydon Central	boro98	10	76,998	37.8	48.5	39.9	8.3	3.3
	parl97		80,152	69.6	38.6	45.6	10.9	5.0
Croydon North	boro98	9	73,721	35.0	34.6	57.2	7.6	0.5
	parl97		77,063	68.2	27.2	62.2	7.7	3.0
Croydon South	boro98	8	72,869	40.6	57.2	20.8	19.6	2.5
	parl97		73,787	73.5	47.3	25.3	21.1	6.3
Dagenham	boro98	10	58,345	24.6	6.5	65.8	17.9	9.9
	parl97		58,573	61.7	18.5	65.7	7.5	8.3
Dulwich and West Norwood	boro98	10	70,897	37.3	29.9	42.0	15.2	13.2
	parl97		69,655	65.5	24.2	61.0	10.8	4.1
Ealing, Acton and Shepherds Bush	boro98	15	75,448	31.2	25.7	53.9	18.6	1.7
	parl97		72,078	66.7	25.8	58.4	10.7	5.1
Ealing North	boro98	10	80,397	36.3	38.7	44.3	10.9	6.1
	parl97		78,144	71.3	37.2	53.7	7.0	2.1
Ealing, Southall	boro98	9	84,292	31.7	21.5	54.0	12.2	12.7
	parl97		81,704	66.9	20.8	60.0	10.4	8.8
East Ham	boro98	10	66,962	30.2	16.9	53.9	7.2	22.7
	parl97		65,591	60.8	16.1	64.6	6.5	12.8
Edmonton	boro98	11	64,378	30.6	32.2	58.7	8.7	0.4
	parl97		63,718	70.4	30.2	60.3	6.3	3.1

Constituency	Election	Number of wards	Electorate	% poll	Percentage votes cast			
					Conservative	Labour	Liberal Democrat	others
Eltham	boro98	15	58,758	38.3	33.0	49.0	15.7	2.5
	parl97		57,358	75.7	31.2	54.6	8.5	5.7
Enfield North	boro98	11	68,609	33.7	41.2	45.5	12.3	1.1
	parl97		67,680	70.4	36.3	50.7	8.9	4.1
Enfield, Southgate	boro98	11	67,926	35.5	43.5	40.3	13.3	2.8
	parl97		65,796	70.7	41.1	44.2	10.7	4.0
Erith and Thamesmead	boro98	10	64,485	25.5	23.7	61.3	13.3	1.9
	parl97		62,887	66.1	20.2	62.1	12.0	5.7
Feltham and Heston	boro98	10	73,128	29.2	21.4	52.6	14.9	11.1
	parl97		71,093	65.6	26.9	59.7	9.1	4.2
Finchley and Golders Green	boro98	7	75,898	38.9	36.2	41.5	16.0	6.4
	parl97		72,225	69.7	39.7	46.1	11.3	2.9
Greenwich and Woolwich	boro98	15	63,335	30.4	24.7	59.3	12.2	3.9
	parl97		61,352	65.9	18.6	63.4	12.5	5.5
Hackney North and Stoke Newington	boro98	11	57,690	35.2	25.3	39.3	17.0	19.1
	parl97		62,045	52.9	16.7	64.3	11.6	7.5
Hackney South and Shoreditch	boro98	12	58,467	34.3	16.1	43.7	35.1	5.4
	parl97		61,728	54.7	13.3	59.4	15.0	12.3
Hammersmith and Fulham	boro98	18	82,981	35.6	43.3	44.9	11.8	0.0
	parl97		78,637	68.7	39.6	46.8	8.8	4.8
Hampstead and Highgate	boro98	13	68,801	35.8	26.8	37.0	25.1	11.3
	parl97		64,889	67.9	27.2	57.4	12.4	2.9
Harrow East	boro98	11	81,594	33.5	32.7	45.1	21.2	1.0
	parl97		79,846	71.4	35.4	52.5	8.2	3.8
Harrow West	boro98	10	73,526	40.1	33.1	33.6	25.8	7.5
	parl97		72,005	72.9	39.2	41.5	15.5	3.8
Hayes and Harlington	boro98	9	57,563	30.2	29.7	60.1	5.6	4.6
	parl97		56,829	72.3	27.2	62.0	7.4	3.4
Hendon	boro98	7	78,507	30.2	32.1	40.4	23.8	3.8
	parl97		76,195	65.7	37.0	49.3	10.8	2.8
Holborn and St Pancras	boro98	13	66,330	31.0	18.3	53.1	19.8	9.2
	parl97		63,037	60.3	17.9	65.0	12.5	4.6
Hornchurch	boro98	7	60,815	32.2	22.9	43.0	1.5	32.6
	parl97		60,775	72.3	37.3	50.2	7.8	4.6
Hornsey and Wood Green	boro98	12	76,496	35.0	19.8	45.9	20.2	14.5
	parl97		74,537	69.1	21.9	61.7	11.3	5.1
Ilford North	boro98	8	68,639	34.9	43.0	39.2	16.6	1.2
	parl97		68,218	71.6	40.8	47.4	10.3	1.5
Ilford South	boro98	9	73,257	34.8	31.3	47.8	18.7	2.2
	parl97		72,104	69.4	30.1	58.5	6.3	5.0
Islington North	boro98	10	60,369	32.3	7.7	50.4	25.5	17.1
	parl97		57,385	62.5	12.9	69.3	13.6	4.2
Islington South and Finsbury	boro98	10	57,665	39.2	4.6	32.0	55.3	8.6
	parl97		55,468	63.7	13.0	62.5	21.3	3.2
Kensington and Chelsea	boro98	17	77,167	27.4	62.3	22.5	14.1	1.2
	parl97		67,786	54.7	53.6	28.0	15.3	3.1
Kingston and Surbiton	boro98	16	75,483	41.5	35.6	25.1	36.8	2.5
	parl97		73,879	75.3	36.6	23.0	36.7	3.8
Lewisham, Deptford	boro98	8	59,509	26.5	13.1	59.7	3.9	23.5
	parl97		58,141	57.9	14.7	70.8	8.9	5.5

Constituency	Election	Number of wards	Electorate	% poll	Percentage votes cast			
					Conservative	Labour	Liberal Democrat	others
Lewisham East	boro98	9	56,773	32.5	23.9	47.8	23.6	4.8
	parl97		56,333	66.4	25.9	58.3	11.2	4.6
Lewisham West	boro98	9	58,740	30.1	26.4	59.7	10.2	3.7
	parl97		58,659	64.0	23.8	62.0	9.8	4.4
Leyton and Wanstead	boro98	8	61,646	36.8	17.0	45.8	32.0	5.3
	parl97		62,176	63.2	22.2	60.8	15.1	1.9
Mitcham and Morden	boro98	11	65,463	35.1	25.5	51.2	12.5	11.0
	parl97		65,385	73.3	29.7	58.4	7.6	4.4
North Southwark and Bermondsey	boro98	10	70,582	32.7	5.1	36.0	55.7	3.3
	parl97		65,598	62.2	6.9	40.3	48.6	4.1
Old Bexley and Sidcup	boro98	10	68,083	38.5	46.8	31.6	20.6	1.0
	parl97		68,044	75.5	42.0	35.1	16.1	6.7
Orpington	boro98	9	79,165	42.1	41.2	16.0	41.3	1.6
	parl97		78,749	76.4	40.6	17.9	35.7	5.9
Poplar and Canning Town	boro98	11	69,444	32.1	12.8	53.3	15.4	19.2
	parl97		67,172	58.5	15.0	63.2	10.4	11.5
Putney	boro98	7	61,769	40.2	59.8	30.9	9.4	0.0
	parl97		60,176	73.1	38.9	45.7	10.8	4.7
Regent's Park and Kensington North	boro98	14	79,493	30.3	39.1	47.8	10.4	2.6
	parl97		73,752	64.2	29.0	59.9	8.5	2.6
Richmond Park	boro98	13	75,014	44.5	38.3	19.3	41.3	1.1
	parl97		71,572	79.4	39.5	12.6	44.7	3.2
Romford	boro98	10	59,708	35.5	44.4	31.7	8.3	15.6
	parl97		59,611	70.7	41.6	43.2	7.9	7.2
Ruislip-Northwood	boro98	10	61,438	38.7	53.7	25.8	19.5	1.1
	parl97		60,393	74.2	50.2	32.9	16.2	0.7
Streatham	boro98	9	76,707	32.5	16.1	43.9	30.7	9.4
	parl97		74,509	60.2	21.7	62.8	13.6	1.9
Sutton and Cheam	boro98	12	63,534	35.7	31.6	11.9	54.7	1.9
	parl97		62,785	75.0	37.8	15.5	42.3	4.4
Tooting	boro98	7	67,725	39.7	43.1	41.4	9.4	6.3
	parl97		66,653	69.2	27.1	59.7	9.4	3.8
Tottenham	boro98	11	68,516	25.4	15.3	60.5	12.4	12.3
	parl97		66,173	57.0	15.7	69.3	10.8	4.2
Twickenham	boro98	11	75,228	44.3	35.2	23.6	39.7	1.5
	parl97		73,281	79.3	37.8	15.6	45.1	1.5
Upminster	boro98	8	56,986	35.3	18.5	31.7	7.4	42.4
	parl97		57,149	72.3	39.5	46.2	9.5	4.8
Uxbridge	boro98	10	58,333	35.6	50.4	33.2	15.6	0.8
	parl97		57,497	72.3	43.6	41.8	10.9	3.7
Vauxhall	boro98	9	74,796	30.2	11.4	42.5	31.9	14.6
	parl97		70,402	55.5	15.2	63.8	16.0	5.0
Walthamstow	boro98	8	63,043	33.4	15.2	45.5	31.9	7.5
	parl97		63,818	62.8	20.3	63.1	13.7	2.8
West Ham	boro98	9	57,748	27.7	17.5	61.1	8.6	13.4
	parl97		57,058	59.0	15.0	72.9	7.4	4.8
Wimbledon	boro98	10	65,197	40.9	34.8	33.4	19.2	13.1
	parl97		64,070	75.5	36.6	42.8	16.6	4.1
London	boro98		5,010,999	34.7	32.3	40.5	20.6	6.7
	parl97		4,901,750	67.8	31.2	49.5	14.6	4.7

Greater London Authority referendum results

Notes

The number of ballot papers shown, are from all sources included in the count.

The categories of reason for rejecting ballot papers are:

- lacking the official mark,
- containing more votes than allowed,
- the voter could be identified by writing or marks, and
- unmarked or 'wholly void for uncertainty'.

Rejection in part is not possible in the referendum, and so the 26 papers recorded as rejected in part (all in Kingston upon Thames), have been reallocated as containing more votes than allowed.

A number of boroughs were unable to break down the figures of rejected votes into their constituent parts. The London totals and rates shown are based, therefore, on the available data (hence the apparent anomaly of the total rejected as unmarked exceeding the total of all rejected).

The percentage poll and proportion of papers rejected at the borough elections have been included here for comparison.

n/a = not available

London borough	Electorate	% poll	Number voting YES				Ballot papers	
			Number	% of total votes	% of electorate	Number voting NO	Polling stations	Postal
City of London	5,075	30.6	977	63.0	19.3	574	1,426	127
Barking and Dagenham	112,374	25.1	20,534	73.5	18.3	7,406	27,592	647
Barnet	225,836	35.7	55,487	69.6	24.6	24,210	78,384	2,311
Bexley	166,301	35.0	36,527	63.3	22.0	21,195	56,368	1,772
Brent	169,698	36.7	47,309	78.4	27.9	13,050	61,286	993
Bromley	223,835	40.7	51,410	57.1	23.0	38,662	87,820	3,254
Camden	135,131	33.3	36,007	81.2	26.6	8,348	43,862	1,195
Croydon	223,588	37.6	53,863	64.7	24.1	29,368	82,151	1,906
Ealing	210,753	33.2	52,348	76.5	24.8	16,092	68,481	1,420
Enfield	200,913	33.2	44,297	67.2	22.0	21,639	65,020	1,623
Greenwich	151,916	32.6	36,756	74.8	24.2	12,356	47,163	2,393
Hackney	116,157	34.5	31,956	81.6	27.5	7,195	39,426	654
Hammersmith and Fulham	111,776	34.1	29,171	77.9	26.1	8,255	36,823	1,319
Haringey	145,012	30.4	36,296	83.8	25.0	7,038	42,947	1,113
Harrow	155,120	36.6	38,412	68.8	24.8	17,407	55,118	1,652
Havering	177,509	34.2	36,390	60.5	20.5	23,788	59,524	1,143
Hillingdon	177,334	34.7	38,518	63.1	21.7	22,523	59,729	1,873
Hounslow	155,583	32.3	36,957	74.6	23.8	12,554	47,188	3,109
Islington	118,034	35.0	32,826	81.5	27.8	7,428	40,737	541
Kensington and Chelsea	102,291	28.2	20,064	70.3	19.6	8,469	27,881	979
Kingston upon Thames	101,605	41.4	28,621	68.7	28.2	13,043	40,643	1,399
Lambeth	183,477	32.0	47,391	81.8	25.8	10,544	57,507	1,285
Lewisham	175,022	29.6	40,188	78.4	23.0	11,060	50,266	1,592
Merton	130,656	37.9	35,418	72.2	27.1	13,635	48,379	1,187
Newham	146,019	28.7	33,084	81.4	22.7	7,575	41,436	445
Redbridge	173,873	35.6	42,547	70.2	24.5	18,098	60,405	1,473
Richmond upon Thames	124,207	44.9	39,115	70.8	31.5	16,135	54,194	1,571
Southwark	161,781	32.7	42,196	80.7	26.1	10,089	51,827	1,058
Sutton	130,971	35.2	29,653	64.8	22.6	16,091	44,570	1,547
Tower Hamlets	123,433	35.9	32,674	77.5	26.5	9,467	43,920	384
Waltham Forest	156,186	34.1	38,344	73.1	24.6	14,090	52,410	797
Wandsworth	198,318	39.3	57,010	74.3	28.7	19,695	75,775	2,140
City of Westminster	126,280	31.9	28,413	71.5	22.5	11,334	38,603	1,666
London	5,016,064	34.6	1,230,759	72.0	24.5	478,413	1,688,861	46,568

Ward	Rejected ballot papers per 1,000 voting					Borough elections			
	Lacking official mark	More votes than entitled	Marked for identification	Unmarked wholly void	Total	Number rejected	% poll	Rejected per 1,000 voting	
City of London	0	0	0	1	1	2			
Barking and Dagenham	0	0	0	11	11	303	25.4	11	
Barnet	n/a	n/a	n/a	n/a	12	985	35.9	5	
Bexley	n/a	n/a	n/a	n/a	8	441	35.8	4	
Brent	0	0	1	30	31	1,920	36.9	8	
Bromley	0	0	1	9	10	886	40.8	4	
Camden	0	0	0	16	16	702	33.4	13	
Croydon	n/a	n/a	n/a	n/a	10	826	37.8	5	
Ealing	n/a	n/a	n/a	n/a	21	1,461	33.5	7	
Enfield	n/a	n/a	n/a	n/a	11	707	33.3	6	
Greenwich	n/a	n/a	n/a	n/a	8	378	32.2	6	
Hackney	n/a	n/a	n/a	n/a	23	929	34.8	10	
Hammersmith and Fulham	0	1	0	18	19	716	34.2	8	
Haringey	1	0	0	16	16	726	30.5	8	
Harrow	0	0	0	17	17	971	36.6	6	
Havering	0	0	0	8	8	489	34.3	3	
Hillingdon	n/a	n/a	n/a	n/a	9	561	34.9	4	
Hounslow	0	0	0	16	16	786	32.4	6	
Islington	0	0	0	24	25	1,024	35.7	8	
Kensington and Chelsea	0	0	0	11	11	327	28.0	9	
Kingston upon Thames	0	1	0	7	8	336	41.5	4	
Lambeth	0	0	0	15	15	860	32.1	7	
Lewisham	0	0	0	12	12	610	29.7	8	
Merton	0	0	0	10	10	513	38.0	5	
Newham	0	0	0	29	29	1,222	28.4	9	
Redbridge	0	0	0	20	20	1,233	35.7	5	
Richmond upon Thames	1	0	0	11	12	655	45.0	4	
Southwark	n/a	n/a	n/a	n/a	11	600	32.9	6	
Sutton	n/a	n/a	n/a	n/a	8	373	35.3	3	
Tower Hamlets	0	0	0	49	49	2,160	36.1	12	
Waltham Forest	0	1	0	14	15	773	34.2	6	
Wandsworth	0	0	0	15	15	1,151	39.4	4	
City of Westminster	0	0	0	14	14	552	32.0	8	
London	0	0	0	16	15	26,178	34.7	6	

Full list of candidates in the 1998 election

Notes

Elected candidates are denoted by an asterisk against their name.

The page on which the candidate appears in the Results is shown against each name.

A'Court, Russell J	119	Amin, Vijay	44	Axon, Keith E	142	Bartram, Christopher L.L	25	Berent, Anna	104
Abban-Davis, Akua	21	Armosshe, Sherrin	82	Axworthy, Roger L.	9	Bartrick, Susan M.	82	* Berenford, Toby	178
Abbas, Helal U.	167	* Ammerlaan, Andrew J.	21	Ayling, Kargenie	156	Barua, Trapti	43	* Bernard, Gwendolyn E	39
Abercrombie, Josephine	183	Amos, Alan T	168	Ayonnnde, Bernadina I.T.	177	Barwell, Gavin L	40	Bernard, Lulu	49
Ablitt, Tim M.	99	Amos, Andrew R	26	Ayorinde, Raffaella	154	Barwell, Richard D.	37	Berridge, Geoffrey R.	34
Abraham, Penelope F	33	Amos, David R	178	Ayres, Diana	19	* Barwck, Barbara E	58	Berry, Brian W	137
Abrams, John F.	183	* Amrani, Abdeslam	127	Ayres, Margaret G	27	Barwood, Felicity A.	98	Berry, David A	33
* Abrams, Joseph B.	131	* Amson, Michael G.	114	* Ayres, Peter J	27	Base, Michael C.	32	Berry, Ruth	70
* Abrams, Kingsley J.	133	Anand, Harbans S.	43	* Baar, Niko S.A	155	Bashir, Mohammad	143	Berryman, David A	178
Abse, Tobias	127	* Anand, Jasbir K.	44	Babington, Mark	52	* Bass, Graham J	39	Berti, Ivan K.S	100
* Abu-Bakr, Mohammed Z	119	Ananthanathan, Ratnasabapathy	19	* Babulali, Milton K	104	* Bassett, Philip J	162	* Best, Chris	127
* Achhala, Shahid M.	65	Andah, Nana-Aba	3	* Bacchus, Joyce	21	Bassett, Richard F	118	* Best, Darrin F	4
Ackhurst, Peter J	178	* Andersen, June A.	75	* Bacon, Gareth A	15	* Bassom, Beverley	155	Best, Jody L.	82
* Adamou, Gima	75	* Anderson, Bame P.	127	Baden-Hellard, Sally	125	Bastajan, Vahe	118	Best, Keith L.	120
* Adams, Norman R	57	* Anderson, Daniel H.	52	Bagas, Mohamed H	172	Bastin, Colin	45	* Best, Mavis	57
* Adams, Pamela J.	52	Anderson, Ian H.M.	138	Baggott, Peter N	160	* Basu, Dharendra N	76	* Beswick, Lincoln A	22
Adams, Reginald W	26	Anderson, Jeffrey A	82	* Bagha, Tej R	44	* Batanero, Alexander B.M.	100	* Bets, Nigel P.	14
Adams, Robert W.	64	Anderson, Michaela L.A	75	Bagwell, William H	70	Batchelor, Linda	133	Bevan, Alan W	118
* Adamson, Richard H R	39	Anderson, Rodenck G.A	32	Baig, Pakizah B	143	Bates, Edward C	87	Beveridge, Jody	104
* Addison, Jacqueline A.	126	Anderson, Sandra J.	94	Baig, Shahlab	143	* Bath, Camilla M.A	82	Bewley, David K	109
Adyman, Nicholas J.S	70	Anderson, Susan E	80	Baig, Zia S.	80	* Bath, Rajinder S.	99	Bewley, Henry	119
* Adefranje, Obajimi	126	* Anderson, Sylvia	63	* Baikie, Andrew R.E.	137	Batten, Stephen J.	21	Bezkorowajny, David T.	131
Adeona, Adebayo	126	Anderson, William	20	* Bailey, Carol A	183	Batterham, Timothy J	127	Bhagat, Parshotam L	39
* Adje, Charles O	76	Andrew, Michael P.	70	* Bailey, Edward	45	* Batty, Pamela J.J	183	Bham, Mahmood	65
Adkin, Michael	121	Andrews, Caroline J.	100	Bailey, Kenneth H	56	Baty, Rebecca M.	104	Bhana, Natoo	80
Adshhead, Mary H	104	Andrews, Karin C.	162	* Bailey, Lunda J	14	* Baughan, Angela K.	161	* Bhandari, Premila	100
* Agarwal, Govind	99	Andrews, Kay-Lorraine	173	* Bailey, Richard H.	162	* Baunton, Elizabeth	163	Bhatt, Mayur H	81
Agerholm, Soren K	32	* Andrews, Philip	100	Baines, Malcolm I	109	Bavestock, Elsie M	63	Bhatt, Umil K	7
Agius, Anthony W.J	46	Andrews, Robert	133	Baram, Rifat	113	Bavestock, Paul A.	179	Bhattacharyya, Pijushkanti	9
Agnew, Joanne P.	113	Andrews, Shane D.	20	Bard, Nicola L	105	Bavington, Paul J	92	Bhinder, Param	108
Ahern, Ann	109	* Andrews, Sheila M.	162	Baker, Alexander J	153	Bawden, Jessica E.A	104	* Bhogal, Tarsem S	172
* Ahern, Richard T.M	108	Anfu, Emmanuel V	184	Baker, Christian N.	20	* Bawden, Rupert	119	* Bianco, Jennifer	182
* Aherne, Colin	71	Angel, Michael E.	118	Baker, Claire M.	120	* Bawn, Leslie	98	* Bianco, Jonathan P.S	94
Ahmad, Imtiaz	94	Angel, Robert D.	118	* Baker, Francis R	114	* Bay, Judith M	74	* Bickerstaff, Christine M.	112
* Ahmad, Mahmood	136	Angel, Sheila M	118	Baker, Graham A.	105	Baxter, Derek D.	93	* Biggs, John R.	168
* Ahmad, Shama M.	136	Angell, Barbara M.	81	Baker, Keith W.	94	Baxter, Susan E.	114	Bignell, Patricia	65
Ahmad, Tariq	132	Angheldes, Bernard	125	* Baker, Madeleine G.	3	* Bayat, David P.	168	Billam, Steven E.	20
Ahmad, Tariq M.	131	Angus, Jamie M.	179	* Baker, Roger C.L.	121	Bayman, Bob	179	Billings, Roy J.	162
Ahmed, Anna M.L	179	* Ansell, Joan T.	43	Baker, Roy	162	Bays, Anthony W.	121	* Billot, Sally	76
Ahmed, Margaret A.	100	Antcliffe, Valerie A	57	Baker, Stephen R	162	Beacham, David M.	74	Binder, Elsie	121
* Ahmed, Rajib	167	* Antenbring, Beatrice J	13	Bakrania, Sujata I.	103	Beadle, Brian E	3	* Binding, Thomas J	88
* Ahmed, Raaz	137	Antoniou, Christine	9	Balakrishnan, Balakrishnan S	138	Beadle, Robert	38	Binks, Simon M	76
* Ahmed, Shahab U	168	Anwar Bamber, Mohammad	95	Balcombe, David W	63	Beal, Sarah E	183	* Bird, Brendon	70
Aileru-Thomas, Lawrence	168	* Anyanwu, Donatus	118	Baldwin, Peter K	99	Bealby, Walter	75	* Bird, John	64
Aina, Adeline	121	Appiah, Kofi B	169	* Ball, Christopher	15	Beales, Joan S	9	* Bird, Philip R	104
Ainsworth, John A	45	Arai, Ashta	126	* Ball, Jon T.A.	43	* Bean, Angela M	174	* Bird, Roger N	179
Aird, Terence J	138	* Arbour, Tony	149	* Ball, Margaret D.	127	Bean, Stuart	177	* Birdsey, Araminta	70
Aitken, Carol-Anne	103	Arend, Janet M.	50	* Ball, Patricia R	14	Beanse, John D	173	* Bishop, David A.	94
* Aitken, Richard S.	160	Arend, John G.H.	50	* Ball, Sidney E	87	Bearman, Jonathan	37	* Bishop, Joel A.M.	109
Aitken, Ronald	75	Arkie, Heather M.	13	* Ballingall, Christopher J	63	Bearman, Vinita	39	* Bishopp, Michael T.A.	38
Aitken-Davies, Richard	131	Armer, David	38	* Bamford, Patricia	113	Beattie, Morag G.	185	* Bishopp, Sylvia W.	38
Aivars, Inese I.	51	Armstrong, Jane	108	* Bampton, Barbara M	131	Beattie, Paula	105	* Biss, David A.	160
Akhavan, Farshchi M	34	Armstrong, John C.H	149	Banaji, Penelope J	150	Beatty, Malcolm J	3	Black, Dominic J.D.	143
Alkhatir, Sayeed	143	Armstrong, Robert	27	Banerji, Rabindra N	99	Beatty, Sean N	148	Black, Kathleen M	143
Al-Dhafir, Louis	183	* Arndt, Annabel C	177	* Banks, Ann F.	95	Bebbington, John	93	Black, Octavus O I C	109
* Al-Uzairi, Emile P.	70	* Arnold, Derek B	172	* Banks, Anthony J.	114	Beckett, Donna C.	3	Blackall, David M.	184
Alam, Mohammed M.	49	* Arnold, Jeanette	104	* Banks, Daniel A	95	Beckett, William M.	182	Blackburn, Anthony	32
Akantara, Generoso	182	Arnold, John A	98	* Banks, David G.	154	* Beckwith, Aileen M	14	Blackburn, Helen	58
Alcock, Raymond D	44	Arnold, Lesley-Anne	109	* Banks, Felicity A	144	Beckwith, Carol	15	Blackledge, Stewart B	173
Alden, Geraldine M	137	* Arnold, Lucinda M.	74	Bannister, Robin	132	* Beddoe, Neville E.	133	* Blackman, Nicola	132
Alden, Leslie H.	155	* Arnold, Mary H	20	Bannon, Alicia M.E.	99	* Beddows, Philip W	178	* Blackman, Robert J	21
Alderton, Fiona E.	63	Arnold, Raymond M.	81	Barakat, Nicole O	125	* Bednell, Christine A	82	Blackmore, Deborah M	65
Aleksander, Nicholas P	74	Arnold, Richard J	86	* Barasi, Paul	133	Beer, Stephen T	120	* Blackmore, Rosemary R.	104
* Alexander, Alastair J.McI.	81	Arnopp, Richard J.	137	Barbaras, James H.P	103	Beg, Aktar	173	Blackwood, Graham D	28
Alexander, Barbara A	148	* Arram, Edwin S.	37	Barber, David E	126	* Begum, Jusna	168	Blake, Charles E	80
* Alexander, Jeannette L.	3	Arram, Joyce M	8	* Barden, Ronald I	142	Begum, Parvin	167	* Blake, Helen	149
Alexander, Joyce	63	* Arthur, Graham L.	26	* Barford, Brian	50	Beida, David	185	* Blake, Jean	4
Alexis, Christopher	22	* Arthur, Richard A.	33	Baring, Susan M.	182	Beil, Menachem	63	* Blakeman, Judith M	108
* Alford, Adronie E	69	* Asad, Abdul	168	* Barker, Alan G	50	* Belam, Robert D.	172	* Blanchard, Ronald H.	75
Ali, Asghar	174	Ashary, Abid A.	21	Barker, Eileen V	22	Belcher, Joan M	100	Blanchet, Mary G	109
Ali, Emme	52	Ashby, Christopher	103	Barker, Elizabeth J	131	Bell, Beryl D	95	* Blanchflower, Simon W.	108
* Ali, Laaquat	173	* Ashmole, Roy F	15	Barker, Gregory L.G	179	Bell, Colin J.	182	Blanco, Richard	63
Ali, Laaquat	173	* Ashton, David J.	82	Barker, Herbert M.V	113	Bell, Glynis	156	Bland, Francis E	87
Ali, Margaret K	131	* Ashton, Marilyn J	82	Barker, Joanna M.	120	Bell, Gordon	65	Blanfordford, Barry A	167
* Ali, Mohammed	169	Ashworth, Charles	37	Barker, John R	131	Bell, Joan A.	52	* Blaney, Donal	69
* Ali, Nurul H.	138	Aslam, Mohammad	38	Barker, Malcolm	26	Bell, Matthew P.	75	* Blango, Columba M.J	154
* Ali, Raja N.	51	Aslam, Mohammad	43	Barker, Nigel R	92	Bell, Michael J.	178	Blango, Frances	154
Ali, Sardar	137	Aslam, Mohammed	173	Barker, Paul	153	Bell, Robert E.	182	Blann, Alan G	82
Ali, Shaikat	44	Asmal, Hassan I	103	Barker, Paul D.	94	* Bell, Robert S.K	133	Bleas, Gale A	162
Ali, Yasmin A	138	Aspell, Michael B	105	Barlow, Melanie L	37	Bell, Stephen T	138	Bleas, Stephen	161
* Allam, David R.	95	Aspis, Simone F.	20	Barmby, John O	142	Beller, John E.	99	Blint, Eva	137
* Allan, George E.	103	Assanah, Joseph D	38	* Barnard, Michael S	156	Bellers, William L.	127	Bliss, Annie S.S.	20
Allan, Ruth	94	* Assinen, Susan	131	* Barnes, David P	104	* Bellia, Ian M	21	* Bliss, Lindsay	92
Allane, Lee	121	Astaire, Daniel P.	183	Barnes, Harry McG	57	Belson, Geoffrey P	46	Bloch, Jonathan M	74
* Allen, Christopher	70	Astell, Brian J.	26	Barnes, Judith V	33	* Belton, Anthony J	177	* Bloor, Elizabeth F.M.	182
Allen, David A	76	Aston, Patrizia	14	Barnes, Nigel I.	32	Belton, Patricia	51	* Blomer, Steven E	9
Allen, Jeremy R	33	* Atherton, Patricia A	172	* Barnes, Richard J.	52	Ben-Salem, Raouf	155	Bloom, Louise A	115
Allen, Joan	172	Athwal, Rajinder S	144	* Barnes, Richard M.	94	Benedek, Antonia M.	104	* Bloomfield, Peter J	26
Allen, Kathleen	161	Atkin, James E.B	33	* Barnett, Anthony J.	149	Benham, Harry C.	167	* Blowers, Grant	15
* Allen, Linda J	92	Atkins, Ann C	13	Barnett, Caroline P.F.	127	* Benn, Hilary J	46	Blue, Danny	162
Allen, Mark C.	153	* Atkins, Ian R.	38	Barnett, John E.	178	Bennett, Andrew M	119	Blundell, Dorothy J.	94
Allen, Michael	108	* Atkins, Norah M.	98	Barnett, Peter J.	103	* Bennett, Brian M	113	* Blunt, David M.S	173
Allen, Piers R	150	Atkinson, Elizabeth J.	120	Barnett, Steven J	103	* Bennett, Clive L.A.	120	Blunt, Ian W	64
Allen, Raymond C	13	* Atkinson, Jane	76	* Barns, Anne E.	182	Bennett, Denise A.	103	Bluston, Howard S	80
Allen, Richard C.H	178	* Atkinson, John R.	110	Barnsdale, David J	114	Bennett, Mark A	127	Blythe, Pauline	132
Allen, Rodenck	74	Atkinson, Judith A	100	Barraclough, Charkotte	121	Bennett, Rodney M.D	149	Boaler, Christopher J	150
Allord-Brown, Derek H	45	Atkinson, Victor N	126	* Barrett, Josephine	94	Bennett, Roger M	120	Boardman, Jeremy M	74
* Allum, Andrew H	182	Attarwala, Surinder S	51	Barrow, Anne S	27	Bennett, Tony C	94	Boast, John R	50
Allwright, Donald A.	46	* Attki, Anastasia	80	Barrow, Jacqueline L	131	Bennett, William	114	Boddington, Robert C.H	108
Alman, Peter C.J	120	* Austen, Donald J	57	Barrow, Jennifer H.	131	Benson, David S	92	Boden, Christopher P	136
Almond, Josephine	155	Austin, Caroline M.G	178	* Bartholomew, Ronald J	100	Benson, Julie	177	* Bodimeade, David D	125
Almqvist, Lars G.U	126	Austin, Jack H	99	Bartlett, Michael J.G	65	* Benson, Robert C.	94	Boethe, Nahid	80
* Alom, Bodrul M.	168	Avery, Kenneth J	31	Bartlett, Allison	70	* Bentley, David A.J.	63	Boff, Andrew	64
* Atom, Soyful	167	* Aves, Neil F	51	Bartlett, Doreen F.	32	* Bentley, Roy E.	160	Bolacas, Stewart	82
Ambler, Iain P.	27	* Avis, Jane	39	Barton, Clifford C	92	Bentan, Anthony I	87	Bolding, John P.	98
Ambrose, Janet I	28	Awan, Mazhar	126	Barton, Margaret I.	183	Benziger, Rodenck R.	74	* Boles, Nicholas E.C	185

^ Bond, Christopher J	51	^ Briant, Joel R	14	Budge, Peter	74	^ Campbell, Peter J	38	Chew, Martin D	144
^ Bond, David F	46	^ Brick, Ronald	76	Budge, Peter,	184	^ Campbell, Richard	103	^ Child, Desmonde E T.	132
^ Bond, Ian G	144	^ Brickell, Paul M	136	Bukhari, Nusrat R	98	^ Campbell, Stephen B.	81	Child, Josephine M	138
Bone, Alan J	13	^ Bridgewater, Andrew J	66	Bukhari, Syed I.A	98	^ Campbell-Jones, Simon O.	179	Child, Lloyd G.T	103
Bonner, Arthur	57	Brierley, Andrew D.	71	Bull, Dennis R	88	^ Campbell-Smith, Margaret J	57	Child, Sally R	74
^ Bonner, Daniel C	105	^ Brierly, Margaret A	133	^ Bull, John	182	^ Campion, David G.	109	Childs, Martin J	27
^ Bonner, Richard A	94	^ Briggs, June R	27	Bullen, Michael A R.	185	^ Canagasabay, Harry	154	Chilver, Mark	104
Bonser, Joan	70	^ Briggs, Peter W	143	Bulley, Joan H	113	^ Candlin, David J	64	Chistert, Tania T	183
Bonter, Paul M	27	^ Brighty, Geoffrey E	57	Bullock, James F.	71	^ Candy, Julie A	38	Choat, Feola E.	148
^ Boodiam, Leslie D	118	^ Briginshaw, Jane R.	177	Bulmer, Fiona L.	121	^ Cannell, Jean L	49	^ Chodha, Josephine E.	15
Booker, Maureen D	179	Brill, Paul T.W	114	Bunce, Robert J.	179	^ Canver, Azize N	76	Chong, Harms Y	132
Boorman, David F	4	^ Brims, Donald G.	162	Bunce-Linsell, Jacqueline A	21	^ Cape, June M	148	^ Chong, Yen C	64
^ Booth, David A.	114	^ Brindley, John D	144	^ Bunn, Lawrence E	3	^ Caplan, Maurice	167	^ Chopping, Sean M.	21
^ Booth, Paul J.H.	25	^ Bringlow, Mark	92	Bunnell, Instan S.U.	100	^ Caplan, Melvyn B.	183	^ Chopra, Danish	7
Booth, Richard M	81	Brisby, Tania A T.B.	156	Buonacorsi-How, Peter J	34	^ Caplan, Michael R	174	^ Chopra, Krishan L.	99
^ Boothie, Carl	58	Briscoe, Andrew	59	Burbage, Marilynne B.	160	^ Cappiello, Marilyn A	161	^ Chopra, Usha K.	7
^ Boothroyd, David	183	^ Britto, Derek K	148	^ Burbridge, Susie M	184	^ Capstick, Denise M.	153	^ Choudhury, Habibur R	168
Borg, Paul	138	Britto, Susan	149	Burch, David E.	26	^ Carder, Joan M	173	Choudhury, Tafique A	137
^ Borkett, Ian H	49	^ Britton, Carol	154	^ Burchell, Keith	82	^ Cardy, Jonathan M	148	Chowdhury, Mohammed J U	168
Borris, Mischa A	65	^ Britton, David S.	127	Burden, Jon P.	69	Carey, Brycchan	120	Chowdhury, Tafique A	167
^ Borrott, Graham F.	142	^ Broad, Shirley G	59	^ Burgess, Allan C.	144	^ Carey, Peter F.deV	100	^ Christmas, Elizabeth M	108
Borrott, Michael J.	144	^ Broadbent, Philip G	50	^ Burgess, Janet D.	104	^ Carey, Robert A	173	^ Chrysos, Anastasia T	178
^ Borrowman, Duncan K.	27	^ Broadley, Margaret L	174	^ Burgess, Steven T.	184	^ Carey, Stephen J	92	Chughtai, Mohammad A	21
^ Borrowman, Frances C.	26	^ Brock, Kevin	66	^ Burgess, Walter H.	104	^ Carlin, Peter	167	Chughtai, Mohammed A	22
Borroso, Robert G	127	^ Brock, Robert J.	173	^ Burke, Stephen	71	^ Carlisle, William M	127	^ Churchill, Peter J	58
Bosi, Andrew	103	^ Brockelbank, Jeffrey C	87	Burkinshaw, Andrew W	120	^ Carman, Michael N.	98	^ Churchman, Graham E.	3
Bosworth, Albert F.	153	^ Brodie, Judith A.	120	Burkinshaw, Anthony	93	^ Carney, Annette D	160	^ Churchman, Stephen W	3
^ Botterall, Anthony F	120	^ Brook, Anne E.J.	136	Burleton, Anthony J.	21	^ Carr, Geoffrey G	173	^ Churchman, Wendy M	4
^ Botterell, Nicholas B	70	^ Brooke, Andrew P	103	^ Buring, Charles E.	39	^ Carr, Georgina M	88	^ Clark, Peter R	143
^ Bouchier Hayes, Winifred H	121	^ Brooke, Fiona C.	46	^ Burlington-Johnson, Ajay	104	^ Carr, Graham M	88	^ Clamp, Jonathan C.W daS	108
Boudry, Michael R.	71	^ Brookes, Elizabeth	44	Burn, David C.	88	^ Carr, Margaret J	81	^ Clardge, Christine D	153
Boughey, Dennis A	27	^ Brooks, Dorothy A.	44	Burnard, Peter R	115	^ Carr, Mary D C	149	^ Clark, Dingle C.	58
^ Baughey, Kathleen A.	26	^ Brooks, Mark J	13	Burnell, Emma F.	65	^ Carr, Stephen L	25	^ Clark, Elizabeth M	21
^ Boulding, Stephen C	132	^ Brooks, Peter J.	59	Burnett, Jennifer	65	^ Carr, Stuart	156	^ Clark, Ken	87
^ Boulding, Susan N.	133	^ Brooks, William R	45	Burnie, Carole A.	86	^ Carrier, Carmela M.R	148	^ Clark, Margaret F	161
^ Boulton, Timothy	110	Broom, Moira L.	98	Burns, David H.	76	^ Carswell, James E.	64	^ Clark, Robert A.	52
^ Bourhill, Neil	34	Broughton, Joe J.	150	Burns, Jennifer P.	75	^ Carter, Alan	25	^ Clark, Ruth K.	155
^ Bourne, Stephen T.	118	^ Broughton, Michael F.J.	32	^ Burns, Joseph G.D.	125	^ Carter, Clifford C.G	161	^ Clark, Terence F.	26
Boustred, Joy H.	9	^ Brown, Andrew K	125	Burrett, Anthony K.	179	^ Carter, John E.	86	^ Clark, Timothy	103
^ Bowden, Caspar P.S	104	^ Brown, Ann	114	^ Burridge, Alexander J.	37	^ Carter, John K	131	^ Clark, Valene C.	15
^ Bowdery, Roger C.J	120	^ Brown, Anne	162	^ Burrows, Magnus J.	70	^ Carter, Maureen M	87	^ Clark, Wendy E.	88
^ Bowdery, Sally A	120	^ Brown, Anthony G.	43	^ Burrows, David J B	52	^ Carter, Ronald A H	99	^ Clarke, Angela E.I	70
Bowe, Joyce	59	^ Brown, Carolyn M	173	^ Burstow, Paul K	161	^ Carter, Stanley	52	^ Clarke, Antoine J.	34
^ Bowen-Hitchings, Janet K.	114	^ Brown, Colin J	136	Burton, June D	8	^ Carthew, Nicholas	149	^ Clarke, David R.	143
Bowers, Terence W	113	^ Brown, Daniel E.	19	Burton, Lesley K	15	^ Cartwright, Gary	154	^ Clarke, Roger M.	99
Bowes, John V	13	^ Brown, David	126	Burton, Peter G.H.	43	^ Cartwright, John S	38	^ Clarke, Sheila	121
Bowes, Patricia A	13	^ Brown, Diana M	33	Burton-Prateley, Michael P	148	^ Cartwright, Kenneth M	69	^ Clarke, Valerie H.	161
^ Bowler, Isobel M W	184	^ Brown, Frank	173	Burt, Stephanie	144	^ Caruana, Joan	70	^ Clay, Sheila	3
^ Bowles, Howard J	162	^ Brown, Herbert A.	74	Bury, Dennis	76	^ Carver, James B.	26	^ Cleary, Anthony	51
^ Bowman, Carole L.	27	^ Brown, Ivy A M.	155	Bury, Ursula K	75	^ Casey, Wayne J	9	^ Cleaver, Hugh R	142
^ Bowman, Catherine	154	^ Brown, Jean C	75	^ Bustard, Catherine A.	27	^ Cassells, Sylvia A.E	15	^ Cleeveley, Neil J	75
^ Bowman, David R.	86	^ Brown, Jean E.	76	Butcher, Nicholas P	105	^ Cassidy, Sorcha	70	^ Clement, Daisy E L	14
^ Bowman, Tara A.	27	^ Brown, Joan F	100	^ Butler, Alan D	149	^ Castle, Alec	22	^ Clement, Ian S.	13
^ Bowring, Geoffrey P.	121	^ Brown, John D	183	Butler, Alison J.T.	38	^ Castle, Bran H	43	^ Clements-Elliott, Julia M	43
Boxall, Gary I.	26	^ Brown, John W.	161	^ Butler, Carmel B.A.	27	^ Caterer, Imogen A	108	^ Cliff, Iris D.	114
^ Boyce, Daphne U	65	^ Brown, Joyce L	27	Butler, Patrick J	65	^ Catterall, Alfred W.	15	^ Clifford, Peter	118
^ Boyce, John S	161	^ Brown, Krishnaveni	156	Butler, Paul	74	^ Cattermole, Christopher N.	121	^ Clifford, Ronald G.	87
Boyd, William J	14	^ Brown, Leslie N	155	Butler, Thomas C.	118	^ Caulfield, Kathleen	169	^ Clifton, Matthew	120
^ Boyle-Anavomah, Michael	104	^ Brown, Lyn C	136	Butler, Thomas W	70	^ Cavalla, Margaret M	183	^ Clifton, Michael A	179
^ Boyland, Anthony G	144	^ Brown, Malvin P	88	Butt, Kenneth M.	131	^ Cavalla, Peter	182	^ Clinton, Alan M.	104
Boyle, Catherine	26	^ Brown, Maxwell L	99	Butt, Moira J	160	^ Cavthorne, Donald	87	^ Clouder, Patricia	39
Boyle, Henry A.	172	^ Brown, Michael A	99	Butt, Nasser M.	99	^ Challener, Justin E.	81	^ Clough, Stephen J	172
^ Brace, Diane A C.	103	^ Brown, Patricia M	89	Butt, Nazir A.	172	^ Challis, Peter M	59	^ Clowes, Elizabeth	66
^ Brace, Malcolm T.	87	^ Brown, Richard G	162	Butt, Riaz A.	173	^ Chamarette, Gillian M.	25	^ Cluer, Francis E.R	131
^ Bracegirdle, David R W	173	^ Brown, Ronald N	13	Butt, Roaman	100	^ Chamarette, Michael C	26	^ Coakley, Sara A.	182
^ Brack, Duncan M.R	121	^ Brown, Sheila	44	Butters, Nicholas J.G C.	149	^ Chamberlain, David J	148	^ Coakley-Webb, Pauline V.M	7
^ Bradbury, David S.	156	^ Brown, Simon E.M	177	Butterworth, Jean	51	^ Chamberlain, Lee	52	^ Coates, Anthony R.M	108
^ Braddick, Tracey A.	104	^ Brown, Simon W	82	Buttigieg, Barry P.	39	^ Chamberlain, Veronica M	81	^ Coatman, Robert W.	38
^ Bradford, Adam G.	113	^ Brown, Steven	44	^ Buttiger, Janice A.	38	^ Chambre, William W.M	69	^ Coats, Andrew J S.	108
^ Bradford, Justin N	114	^ Brown, Terry A	14	Butt, Brenda J	182	^ Champagne, Rudolph	32	^ Coats, Susan J	108
^ Bradley, Alan	184	^ Brown, Thomas W.	108	Buxton, David C	128	^ Champagnie, Mavis L	81	^ Cobbett, Neil G	149
^ Bradley, Edith E.	3	^ Brown, Timothy D	113	Buxton, Richard E.	70	^ Chanan, Raj K	142	^ Cochrane, Sheila M.	115
^ Bradley, John W	98	^ Brown, Valerie L	22	Buxton, Terence M	109	^ Chancellor, Valerie E.	108	^ Cockell, Merrick R	109
^ Bradley, Wendy M.	163	^ Brown, William H	137	Buzzard, Jenny	173	^ Chand, Dalip	94	^ Cocker, Daniel R.	57
Bradshaw, Angela	127	Browne, James W	69	Buzzard, Paul J	173	^ Chandan, Sukant	44	^ Cockerman, Ryan A	76
^ Bradshaw, Charles R	127	Browne, Jeremy R	75	Byrne, William C G	52	^ Chandarana, Raj	39	^ Cocks, Michael A K	109
^ Bradshaw, Jeremy S	33	^ Browne, Ronald	71	^ Cadbury, Ruth	98	^ Chandler, Umesh	44	^ Cocksedge, Antony C	81
^ Braham, Laurie	173	^ Browning, Ronald J.	14	^ Cahill, Edward	86	^ Chandler, Ian P	177	^ Codd, Philip G	13
^ Braham, Michael C.	182	^ Bruce, Jean E M	4	^ Cairns, John D	132	^ Chaplin, Anne W.	25	^ Codd, Janette D.	14
^ Braithwaite, Duncan E	179	^ Bruck, David R	88	^ Cairns, Nigel J	57	^ Chapman, Emma L	32	^ Codd, Robin H.L.A.P	113
^ Bramley, Graham J	3	^ Brueseke, Pauline J	179	^ Calder, Andrew C.	119	^ Chapman, James J.	8	^ Coen, Theresa P	69
^ Bramley, Susan	3	^ Brundle, Madeleine T.	38	^ Calder, Sheila	119	^ Chapman, John	21	^ Coen-d'Arcy, Tanya	71
^ Branch, John S.W	81	^ Brundle, Richard E.	38	^ Calderbank, Martin N	179	^ Chapman, Paul J	144	^ Cohen, Barbara J.	142
^ Brand, Beryl	15	^ Bruni, Roberto	173	^ Callaghan, Patricia	31	^ Chapman, William A.	136	^ Cohen, Jack B.	7
^ Brand, John E	13	^ Brunnen, Roy W	142	^ Callen, John P	40	^ Chapman, Winifred E.	3	^ Cohen, Melvin	8
^ Brar, Harpal S	45	^ Brunt, Michael A.	131	^ Callow, Gordon T	168	^ Charalambos, Charalambos	51	^ Cohen, Nicola A	108
^ Brar, Kamikar S	98	^ Bryant, Joan	26	^ Calvert, Rex A.J.	39	^ Charles, Derek	168	^ Coker, Samuel	57
^ Brasher, Stephen D	74	^ Bryant, Martin W.M	69	^ Cambridge, Graeme M	138	^ Chart, Nathan	155	^ Cole, Christopher V	50
^ Braun, Maureen	9	^ Bryant, Matthew	118	^ Cameron, Bernard	167	^ Chater, Kathleen A.	136	^ Cole, John H.	132
^ Braun, Rene A	9	^ Bryson, Dorothy M.	20	^ Cameron, Doreen A.	13	^ Chatt, John W	98	^ Cole, Julia D.	64
^ Braund, Henry C	69	^ Buchanan, Douglas	173	^ Cameron, Eileen J.	87	^ Chatterjee, Jayanta K	162	^ Cole, Michael M	7
^ Bravette, Ruffo	127	^ Buchanan, Fiona J	173	^ Cameron, Ewan K	31	^ Chatterjee, Richard R	37	^ Cole, Robert A	143
^ Breed, Ian R.	15	Buck, Shawn V	162	^ Cameron, Ior J	87	^ Chattopadhyay, Arun K	167	^ Cole, Vanessa C	142
^ Brenells, Ann B	66	Buckingham, John	94	^ Cammish, David B	15	^ Chattopadhyay, Betheline	167	^ Cole-Fennel, Leandrina D	127
^ Brenells, Paul	65	Buckingham, Linda A	94	^ Cammish, Margaret P.	13	^ Chaudhary, Akbar A.	137	^ Cole-Fennel, Neil S	125
^ Brennan, John F.	161	^ Buckley, Derek J	162	^ Camp, Sheila A	104	^ Chaudhary, Mohammed H	99	^ Coleman, Brian J	99
^ Bressy, Nina O.	45	^ Buckley, Anthony J.	173	^ Campbell, Amanda N.	37	^ Chaudhry, Abdus V.	132	^ Coleman, David	57
^ Brett, Alastair J.	70	^ Buckley, Brian A	58	^ Campbell, Anita	7	^ Chavda, Chunilal V	21	^ Coleman, Edward P.	43
^ Brett, Sherrill	44	^ Buckley, Ingrid A.	25	^ Campbell, Barbara	65	^ Cheema, Dalbir S	99	^ Coleman, Jennifer S	182
^ Brett, Yasmine	49	^ Buckley, Roger	50	^ Campbell, Brian K	81	^ Cheema, Surinder	45	^ Coleman, Pamela	7
^ Brett-Jones, Anthony T	183	^ Buckley, Sarah A	173	^ Campbell, Colin E	15	^ Cheetham, Sheila	76	^ Coleridge, Timothy R.	109
^ Brewer, Irene	9	^ Buckmaster, Christopher M.	108	^ Campbell, Isabel A W	109	^ Cherrill, Charles	153	^ Coles, Geoffrey J	87
^ Brewer, Nicholas E	133	Bucknell, Jonathan M.	31	^ Campbell, Janet R.	92	^ Cheshire, Ian M.	177	^ Coles, Jonathan W.A.	87
^ Brewin, David R	183	^ Budd, William G	32	^ Campbell, John M	109	^ Chester, Derrick	113	^ Colledge, Eileen J	81
^ Brewster, Cuthbert	174	Budden, Frank A.	80	^ Campbell, Maureen L	104	^ Chester, Mark J	95	^ Collett, Jonathan	71
^ Briant, Donna	15	Budden, Peter D.	80	^ Campbell, Michael B.	8	^ Chesters, Pamela J	32	^ Collie, George M.	69

Collier, Bryan A.	137	Coules, Steven R	59	Currie, Robert W	82	Day, Sheila B	46	Dougherty, Daniel	155
Collier, Marie S	137	Coupland, Joan	104	Currie, Sylvia M C	32	de Ear, Nigelle P.	118	Douglas, Daniel J.	143
Collier, Stephen J	120	Course, Richard A.	49	Curry, Robert	51	de Beer, Maureen	80	Douglas, David	75
Collins, Clive L	185	Court, Margaret P.	162	Curry, Martin A	27	de Bussiere, Philip C	100	Douglas, Olive	43
Collins, Herbert J	3	Courtenay, Geoffrey D	93	Curtin, Andrew S	86	de Lord, Dennis N.	114	Douglas, Ougbani N.	22
Collins, Leonard A	3	Cousins, Edward F	31	Curtin, Jean M.	86	de Marco, Agostino F.	148	Douglas-Horne, Tara J	69
Collins, Melvin B	99	Cousins, James A	178	Curtin, Patrick C.	86	de Ste Croix, Richard J	183	Douglass, Barbara	31
Collins, Nicholas H.F	34	Cove, John A.	57	Curtis, Brian J	144	de Sudea, Isabel	74	Doven, Roland L.	118
Collins, Stephen P	37	Coverson, Ron	167	Curtis, Geraldine M	121	de Winton, David R.P	177	Dowd, Robert C.	104
Collins, Stuart	37	Cowan, Janet R	80	Curtis, Mark J.	15	de' Giovanni, John A.	25	Dowell, Vanessa C.D. de la C.	109
Collins, William S.B.	121	Cowan, John H	80	Curtis, Patrick E	87	Deadman, Catherine A	13	Downer, Richard J.	14
Collis, John M	142	Cowan, Richard I	80	Curtis, Penelope A.R	148	Dear, Philip W	57	Downes, Arthur W.	167
Collis, Pamela	31	Cowan, Stephen	70	Curtis, Ronald J.	3	Dear, David M	25	Downham, Peter	44
Colliver, Barbara	40	Cowan, Steven	44	Cuthbert, Peter G	103	Dear, Gordon A	103	Downs, Edith M	3
Collman, Ronald H	19	Coward, Richard J	9	Cuthill, Neil S	15	Dearth, Jonathan	103	Downs, Hayley C.	4
Colwill, Natalie	22	Cowley, Judith C	114	Cutler, Rupert	153	Debenham-Burton, Joy	142	Downs, Heather J.	65
Colwill, Reginald R.	21	Cowley, Michael J.	113	Czarniecki, Peter J.C	21	Debono, Theresa	103	Downs, Peter B	3
Coman, Leslie D	163	Cox, Charles E.M.	82	d'Crux, Vinod R	184	Dee, Patrick F	45	Doyle, Robert J.	121
Comber, Amanda	174	Cox, Charles G.	113	da Silva Veiga, Jose	182	Deeks, John F	86	Doyle, Rupert J.	153
Comer, Paul B.T	178	Cox, Christopher C. A	103	Daglish, Michael J	149	DeLahey, Margaret G.	110	Dragadze, Tamara	69
Compton, Gareth F.T	119	Cox, Edward J.M	108	Daisley, Paul A.	20	Delaney, Ellen A.C.	45	Drake, John G	109
Compton, Margaret J.	15	Cox, Isobel J	104	Dalal, Rusi K	43	Delaney, John L	45	Draper, Eglantine M.	126
Coney, Ims	32	Cox, Jason	65	Dale, Leslie G.P	113	Dell, Doreen	94	Draper, Nicholas G.	132
Congreve, Priscilla A	108	Cox, John C.L.	183	Dale, William C	4	Dell, Ian B	132	Drablow, Annette M.	49
Connellan, Daniel F	131	Cox, Laurence J	82	Dalton, Andrew S	109	Deller, Steven J	8	Drew, Ekie	58
Connelly, John	99	Cox, Michael	93	Daly, David T.P.	99	Delman, Dogan	51	Drew, Pamela	167
Connelly, Raymond G.M.	88	Cox, Oenone J.	80	Daly, Doris M	103	Dempsey, Vera M	58	Driscoll, Colin J	98
Connew, John A	49	Cox, Ronald	132	Daly, James	98	Dempster, John A.	26	Dromey, William J	21
Connolly, Brendan P	154	Cox, Susan N	25	Daly, James G	161	Dennis, Adrian S.	39	Droussots, Peter G.	74
Connolly, Paul	119	Coxon, Mark A	131	Daly, John F	87	Dennis, Ernest D.	133	Druff, Rita D	8
Connan, Margaret A	131	Coyne, Frances	114	Daly, Mary B	20	Denny, John F	121	Drury, Philip E.	161
Connor, Terence K	14	Crabb, Beatrice	154	Daly, Stephen P	109	Denyer, George D.	26	Ducker, John FC	46
Constantinides, Andreas	52	Crabb, Stephen	154	Danesi, Ismail A	57	Derksen, Diane	9	Ducker, Judith E.	45
Convery, Paul E.	104	Craig, Alan	94	Daniel, Joseph J.	94	Derrick-Reeve, Sylvia G	58	Duffey, Barrie C.	167
Conway, Bernard W.	132	Craig, Catherine L	74	Daniel, Wendell R	51	Dervish, Erdogan	51	Duffy, John F.	21
Conway, David A	49	Craig, Kevin D.	119	Daniels, Denis A	15	Desai, Unmesh	138	Duffy, Niall	156
Conway, Kelly A.M	125	Craig, Pamela J.	88	Daniels, Henry F.	98	Deshmukh, Sadashivrao N.	31	Duguid, Adam M	104
Conway, Maggie	38	Craig, Susan M	137	Daniels, Mary A	99	Desmond, Cornelius P.	88	Duke, Kenneth	154
Conyard, June	4	Craig, Ursula J.	103	Daniels, Neville	177	Desmond, Michael B.	64	Duke, Thomas R.M	105
Cook, Barbara B	39	Craker, Lynda	58	Daniels, Terence J	132	Desouza, Joseph J.	119	Dunbar, Ian J.K.	45
Cook, Edna R.	13	Cramp, Charles R	126	Dann, Catherine S	93	Deutsch, Francis	9	Dunckley, Ernest F	46
Cook, Kathleen E.	168	Crane, George E	20	Dann, Peter T.L.	32	Deva, Roocomany LI	99	Dunn, Anthony P.	108
Cook, Ronald T	162	Crawford, Kathenne	45	Darby, Ian J	103	Devaux, Jacques	57	Dunn, Chris	174
Cook, Vivian R	75	Crawford, Richard J	137	Darbyshire, Ian	63	Devlin, Timothy R	103	Dunn, Margot J	104
Cooke, Geoffrey N.	7	Crawley, Pauline D.	93	Dare, Graham T	39	Devons, Catherine S	178	Dunn, Miranda J.	8
Cooke, Kathleen	92	Craxton, Michael C.	92	Daren, Colin D	142	Devis, Harbans S	45	Dunn, Natasha S.	32
Cooke, Mary	13	Creagh, Mary H.	103	Darke, Marian	115	Dewar, Maureen	74	Dunn, Terry	126
Cooke, Montague B.H.	94	Crease, Jane R.	93	Darley, Andrew S	98	Dey, Anthony	52	Dunne, Gillian L	9
Cooke-Yarborough, David J	177	Crece, Robert A.	161	Darrer, Thomas G	8	Dhalwal, Sukhbir S.	98	Dunne, Patrick C.	149
Coombes, Alanna C.L	82	Creegan, Christopher G.	169	Darville, James P.C	40	Dhalla, Akil T.	81	Dunner, Abraham M	8
Coombes, John P.	142	Creighton, Kevin P	149	Dash, Alison C.	185	Dhanda, Parmjit S.	95	Dunthie, Karen E.	173
Coombes, John W.G	148	Creighton, James M.	9	Dattani, Narendra	143	Dharmarajah, Manoharan	82	Duran, Jane A.	172
Coombes, Kenneth M	4	Crellin, Alistair J.	177	Daubeny, Leslie P	114	Dharmarajah, Sonalie N.	81	Durham, Anthony C.H	59
Coombes, Lawrence	121	Cremer, Iris M	44	Davda, Harish G	75	Dheer, Ranjit L	44	Durnford, Helen	21
Coombes, Sally	120	Crener, Peter I C	113	Davenport, John	153	Dhillon, Ajmer S.	99	Durrant, James R	179
Coombes, Sandra L	114	Cribbin, Mary P	21	Davenport, Laura E	75	Dhillon, Gopal S.	99	Dutt, Krishan	99
Cooper, Alan H.G	3	Crichlow, Fiona J.	125	Davey, Catriona L.	160	Dhillon, Gurdeep S.	59	Dutta, Asoke K	81
Cooper, Betty	75	Crichton-Stuart, Marietta F.	120	Davey, Diane M.	15	Dhillon, Jagir S.	98	Duvall, Leonard L	57
Cooper, Claire	142	Crick, Andrew	178	Davey, Margaret J	14	Dhillon, Kabal S.	172	Dyall, Keith F.	7
Cooper, George E.	94	Cridland, Vera W	4	Davey, Peter L.W	14	Dhillon, Mahan S.	95	Dyer, Ernest W	27
Cooper, Jayne E	3	Cripps, John E.	82	David, Hugh H.	120	Dhindsa, Kamaljit S.	46	Dymond, Philip P	20
Cooper, Jean M.	57	Critchard, Annamarie M	178	David, Kaïa	8	Dhiri, Manohar L.	99	Dysart, Iain D.StC	133
Cooper, Jonathan M.	113	Croce, Franci P.R.	94	Davidson, Julian	133	Dhorma, Dawood	144	Eady, Christopher W	15
Cooper, Leonie A.R.G	177	Crockford, Sylvia A	142	Davidson, Michael	136	Diakides, Isidoros	75	Eady, Gillian A.	15
Cooper, Margaret K	162	Cronin, Charles H	178	Davidson, Thomas	74	Diamond, Anne D.	82	Eagling, Brian E	87
Cooper, Michael A	161	Cronin, John C. de M.	183	Davies, Andrew	126	Diamond, Sebastian J.	43	Earl, Douglas S.	32
Cooper, Pamela M	160	Crooks, Colin F.	119	Davies, Cyril	81	Dickie, John K.	32	Earl, John Y.J	149
Cooper, Simon N.	104	Crosby, Albert J.	70	Davies, David L.	38	Dickson, James C	119	Earnshaw, Thelma T.	132
Cooper, Terence R.	173	Cross, Christine	148	Davies, Evan A.H.	119	Diffey, William T	182	Eastaugh, John W.	15
Coote, Mark S	132	Cross, Keith C.	153	Davies, Huw	69	Digby, Jean P.	49	Easton, Jack E	63
Cope, Glenn	155	Cross, Nathaniel	167	Davies, Huw S.	80	Digby, Thomas C.	49	Eaton, Catherine	126
Cope, Jonathan R.	37	Cross, Stanley J.	9	Davies, Jeremy E	9	Dighe, Sanjay J	81	Eaton, June R.	63
Cope, Pierre E.L.	57	Crossman, Herbert W	81	Davies, Jonathan M	9	Dillon, Denis G.J.	76	Eccles, Christine	68
Coppin, David M	100	Crouch, Colin S	80	Davies, Laurence N	143	Dimoldenberg, Paul H.	184	Ece, Meral H	73
Coppin, Janet R	100	Crouch, Michael	14	Davies, Marcia J	179	Diplock, Robert B	58	Eckersley, Tobias WH	156
Corbett-Singleton, John M.	108	Crouch, Roger M.	21	Davies, Martin J	32	Diwan, Mohammad S.	173	Edelman, Jeffery	144
Corbett, Ian K	137	Croucher, Jane A	174	Davies, Peter C	86	Dix, Anthony A.W	133	Eden, David J.	87
Corbett, Margaret A.T	108	Crowe, David E.A.	26	Davies, Richard W.	172	Dixon, Clive	178	Eden, Edward G.J	87
Corfield, Beatrice B	142	Crowe, Jessica K.M.	65	Davies, Roger W.	43	Dixon, Simon N	161	Eden, Jeanne C.	87
Corfield, Glenn C	142	Crowhurst, Emma-Ruth	131	Davies, Rolson J.	114	Dixon, Stephen R.	82	Edgar, David J	167
Corneil, Robert J	156	Crowhurst, Joan	162	Davies, Samantha T.	100	Dixon-Fyle, Dora	156	Edge, Jeremy O.C.	110
Corneil, John	39	Crowhurst, Richmond A	178	Davies, Winifred G.	87	Djanogly, Jonathan S.	184	Edgington, Quentin R	113
Corneil, Robin J.	64	Crown, Giles H	183	Davri, Martin	87	Djurkovic, Helena	32	Edinborough, Fay	46
Corneil, Yvonne M.J	87	Crudgington, Andrew D	104	Davine, Margaret A	46	Dobson, Margaret	46	Edis, Carolyn E	174
Cornford, John K.W	160	Cruckshanks, Michael D.	121	Davis, Alison J	119	Dodd, Henriette L	127	Edis, Eric V.	172
Cornforth, Angela	58	Crush, Peter	121	Davis, Anne	51	Dodd, Mary	9	Edson, Kevin D.	9
Cornish, Alison M	149	Crystal, Peter M.	184	Davis, Anthony J	113	Dodd, Sheila B.	100	Edwards, Barry LT	133
Cornish, Janet M.	144	Cudmore, Janice E	143	Davis, Janet P	87	Dodds, Ray	76	Edwards, David M	114
Cornwall, Tom	121	Cudmore, John C.	14	Davis, John	4	Dodwell, John F.	262	Edwards, Eileen	27
Cornwell, David C.	148	Cudmore, John L.	44	Davis, Kevin J.	113	Doe, Dennis F.	115	Edwards, Elinor T.	8
Corningan, Patrick	64	Cudmore, Kaye L.	15	Davis, Lawrence A	51	Dolezal, Nick	155	Edwards, John A	184
Cortes, Julius	58	Cull, Nicholas	162	Davis, Malcolm B.	8	Dollimore, Peter J	92	Edwards, Peter J.P	7
Corthorne, Philip N.	94	Cullen, Fraser	149	Davis, Peter R C	39	Dologhan, Niall D.	160	Edwards-Capone, O'Caol G.	127
Cosgrave, Philomena	50	Cullen, John G.	144	Davis, Robert J	183	Dommett, Michael	142	Eedle, Susan M E.	75
Cosin, Maggie	33	Cullinan, Sandra	98	Davis, Ruddy L	45	Donaldson, Ian McC	110	Egan, John P	52
Costantino, Antony M.	138	Cumberbatch-Barnett, Catherine E.	120	Dawe, Colin F.	177	Donnelly, Juliet E.	75	Eggins, Heather	104
Costantino, Caroline	137	Cummings, Brian E.	45	Dawe, Peter J	174	Donnelly, Kathryn C.	127	Eglin, Gregor J	144
Costello, Elizabeth M.	49	Cummins, Christopher M.G	142	Dawe, Simon J	26	Donnelly, Stephen O	45	Eglington, Blaise C	131
Costello, Michael S.	110	Cunneen, Frances E.	50	Dawes, Colin	14	Donoghue, Michael J	64	Einsiedel, Harriet A.V	156
Costello, Paul	167	Cunneen, Frances E.	50	Daws, Kevin N	65	Donovan, Heather I	27	Ejorfor, Joseph	137
Costelloe, Edmund	81	Cunningham, Andrew J	49	Dawson, Lilian J	156	Donovan, Keith L.	86	Ekhsigian, Richard D.	177
Cotter, Iris A	88	Cunningham, David H	179	Dawson, Patricia A	51	Doakhie, Ramdehoh	132	El-Drabie, Hella PH	37
Cotton, Jeremy	15	Cunningham, Keith L	115	Day, Anne	70	Dooley, Victor J	65	Elbert, Robert J	156
Couchman, Anne	184	Cunningham, Raymond	109	Day, John N.	58	Doran, Patricia J	100	Elengorn, Martin D	150
Coughlan, Siobhan	69	Curran, Liam K	103	Day, Joseph	70	Dore, Martin J	173	Elgar, Christopher J	26
Coughlin, David C	22		127	Day, Judith A.	80	Dorey, Derek W	40	Ellar, Colin	98

Ellery, Lee R	95	^ Fewtrell, June	120	^ Fraser, Clive B	39	Gentry, Bernard A R.	119	Gordon-Clark, Simon M	167
^ Ellery, Mary	155	^ Fiegel, Gerhard G.A	22	^ Fraser, David	114	Gentry, Helen M.	119	Goring, Gerry Y.	114
^ Elliman, Charles	142	^ Field, Judith E	45	^ Fraser, Hugh R	120	^ George, Gordon T.	144	Gormley, Kerry	178
^ Ellin, John M	113	^ Field, Mark C.	108	^ Fraser, James	120	^ George, Jon	65	^ Gornie, Robert J A.	76
^ Elliott, Anne B.	32	^ Fierstone, Michael R	80	^ Fraser, John	80	^ George, Samantha L.	133	^ Gorton, John	49
^ Elliott, Gaenor A	126	^ Filbey, George A	39	^ Fraser, John D.	119	^ Georges, Franklyn E	173	^ Gosling, David G	38
^ Ellis, Alexander	64	^ Filgate, Brian F	93	^ Fraser, Keith	44	^ Georgievski, Angela V.	182	^ Gosling, Malcolm D.	21
^ Ellis, Anthony J	88	^ Filgate, Patrick F	94	^ Frazer, Priscilla	109	^ Georgiou, Archilleas	49	^ Gosling, Stephen F	27
^ Ellis, Caroline	108	^ Finch, Graham D.	81	^ Freedman, Eleanor V.	33	^ Gerald, Theresa J.	137	^ Gosnell, Mary P	50
^ Ellis, Judith E	26	^ Fincher, Raymond	99	^ Freedman, Joseph R	113	^ Germain, Mary	184	^ Goss, Ann	155
^ Ellis, Norman H	98	^ Finegan, Brian P.	40	^ Freeman, Carolyn R.	126	^ Gerrard, Ian J	57	^ Goss, Tony D	155
^ Ellison, Douglas B.	59	^ Finer, Margaret A	32	^ Freeman, David A J	32	^ Ghosh, Arun C	44	^ Gossage, John R	148
^ Ellner, Olive V	8	^ Finlay, Esther	127	^ Freeman, Donald	126	^ Gibb, Elizabeth	137	^ Gott, Geoffrey C.	25
^ Elsley, Derek	177	^ Finlay, Susan W	52	^ Freeman, Julian P	161	^ Gibb, Ian	43	^ Gough, Norman W.	56
^ Elston, Michael	168	^ Finlayson, Lesley A	173	^ Freeman, Robert J	173	^ Gibbes, Norma U	153	^ Gould, Alan	172
^ Ely, Stephanie E.	156	^ Finlayson, Nial	174	^ Freeman, Roger J.	33	^ Gibbon, Nicholas C.	121	^ Gover, John M	174
^ Elvey, Rebecca E.	155	^ Finlayson, Peter J	7	^ Freeman, Sheila	120	^ Gibbons, Andrew R.A.	177	^ Govindia, Ravindra P.	178
^ Elvidge, John A.	131	^ Finn, Anthony H	9	^ Freeman, Timothy J.	92	^ Gibbons, Ivan	71	^ Gower, Guy A	88
^ Elwell, Janice L.	163	^ Finn, Stewart P.A	177	^ Freeman, William	59	^ Gibbs, Albert	3	^ Graber, Ingeborg	9
^ Embleton, Bruce C.	19	^ Finnegan, Mary P.	22	^ Freer, Michael W	8	^ Gibbs, Anthony B.	86	^ Grabham, Andrea J	131
^ Emerson, Sophie P.	70	^ Finney, Mark I	31	^ French, Brendan	25	^ Gibby, Philip J S.	177	^ Grabman, Leon	113
^ Emmert, Susan	46	^ Firman, Avril	118	^ French, Elizabeth M.	13	^ Gibson, Elizabeth M.	120	^ Grabowski, Fiona M.	45
^ Emmerson, Jane E.	168	^ Firmsinger, Alan	156	^ French, Gavin N.	114	^ Gibson, Ingrid T	184	^ Gradosielska, Danuta A.	137
^ Emmett, Raymond F	86	^ Firth, Brian T	148	^ French, Jonathan R	50	^ Gibson, Michael A.	154	^ Grady, Spencer A	39
^ Emmett, Royston F.	143	^ Fischer, Mark W	65	^ French, Michael H.	15	^ Gibson, Michael J.	93	^ Graham, Amanda T	125
^ England, Derek	167	^ Fish, Michael C	172	^ French, Ronald H	13	^ Gibson, Noreen O.	44	^ Graham, Andrew J.	58
^ England, Julian P.	108	^ Fisher, David A	76	^ Friary, John J	154	^ Giddings, Colin W	93	^ Graham, Angela	177
^ English, Michael	119	^ Fisher, Janet A	86	^ Friend, Shaun	113	^ Giess, Roger J.	120	^ Graham, Angela M.	183
^ Erskine, Robert J	27	^ Fisher, Marlyn B	33	^ Fritsby, Laurence A	148	^ Giff, Stephen	63	^ Graham, Aubyn S.D.	156
^ Etches, Sheema J	104	^ Fisher, Michael D.	39	^ Frogley, Raymond J L.	81	^ Gilbert, Alan K	92	^ Graham, Christine	69
^ Eustance, Graham G.	52	^ Fisher, Ronald W.	39	^ Frost, Tim	44	^ Gilbert, Grant M	104	^ Graham, Janet	22
^ Evans, David	172	^ Fitch, Jennifer M	28	^ Fruzza, Francesco R.	45	^ Giles, Alan S	178	^ Graham, Kenneth E.J	118
^ Evans, David	173	^ Fitch, Keir J	179	^ Fulbrook, Julian G.H	33	^ Giles, Raymond B.	98	^ Graham, Mary	80
^ Evans, David E.A	87	^ Fitchett, Keith E	120	^ Fuller, Simeon J.	118	^ Giles-Medhurst, Stephen B.A.F.H.	81	^ Graham, Robert E.	33
^ Evans, Gayle E.	143	^ Fitzgerald, Adrian J.A.D	108	^ Fuller, Wendy	65	^ Gill, Joanna R	69	^ Graham, Vanessa C.L.C.	177
^ Evans, Jeremy R	174	^ Fitzgerald, Marion J	173	^ Fuller, William E.	163	^ Gill, Mark A.	26	^ Grahme, Barbara J	182
^ Evans, Kenneth J	114	^ Fitzgerald, Michael A.	142	^ Furey, Christopher G	160	^ Gill, Mohinder S	99	^ Graichen, Klaus	63
^ Evans, Laurence F.	43	^ Fitzherbert, Luke	33	^ Fumess, Clive W.	44	^ Gill, Nirmal S.S	3	^ Grainger, Benjarnin J	40
^ Evans, Marion J.	113	^ Fitzherbert, Katrin	44	^ Fumiss, Clare	8	^ Gill, Rosemary	94	^ Grainger, Julian P.G	27
^ Evans, Olwen M	7	^ Fitzmaurice, Michael	142	^ Gadd, Mark R	86	^ Gill, Steven P	4	^ Grainger, Paula	64
^ Evans, Patricia A	173	^ Fitzpatrick, Clare	7	^ Gadd, Patrick J	7	^ Gilles, David	137	^ Grange, Barbara M.	93
^ Evans, Sharon C.	25	^ Fitzpatrick, James	21	^ Gallagher, Brian R.	70	^ Gillespie, Bernard E.	14	^ Grange, Gerard G	94
^ Evans, Thomas C.	52	^ Fitzpatrick, Jeremy P.	37	^ Gallagher, Mary P	9	^ Gillespie, James	27	^ Grant, Alexander H.W.	59
^ Evans, Timothy D D	119	^ Fitzpatrick, Matthew J	93	^ Gallant, Cyril I	132	^ Gillespie, Richard M	13	^ Grant, David D.	74
^ Evans, Valerie A	87	^ Fitzsimmons, Peggy M.	127	^ Gallant, Jeffrey C	81	^ Gilligan, Kevin A	148	^ Grant, David I	57
^ Evans, Wyn A	114	^ Fitzsimons, Sean E	37	^ Galley, Keith A	27	^ Gillis, Iona K.	127	^ Grant, Jayne C	92
^ Evans-Lothian, Fiona	70	^ Fleming, David C	161	^ Gallop, Anne N	162	^ Gillman, James J	59	^ Grant, Olga	154
^ Everest, Leslie M.	143	^ Flemington, Maria H L.M.	148	^ Galloway, Peter R	87	^ Gillman, Janet M	57	^ Grantham, Roy A	37
^ Everett, Andrew R	88	^ Fletcher, Alstar S	120	^ Galpin, Georgina V	87	^ Gilmor, David W	131	^ Gray, Adam C	69
^ Everett, Nicola D	88	^ Fletcher, Peter A	82	^ Galsworthy, Sally E.G	109	^ Gilmartin, Jacqueline	154	^ Gray, Anthony J	46
^ Evers, Jason H	156	^ Fletcher, Stephen	156	^ Galvin, Kelly J	27	^ Gilmore, Nigel A.	50	^ Gray, Christopher J.	100
^ Evers, John K	163	^ Flint, Kathleen J	3	^ Gamage, Colin S.	39	^ Gipson, Raymond G.	167	^ Gray, Colin J	82
^ Everson, Rowena H S	70	^ Flint, William	15	^ Gambell, Derek	27	^ Giwa, Yusuf M.	21	^ Gray, Dorothy F.A	86
^ Eyre-Brook, Robert W	113	^ Flook, Adrian J.	178	^ Gamble, Philip P.	39	^ Gladbaum, Helga	20	^ Gray, Frances M	154
^ Eyles, Phyllis E.	31	^ Floru, Jean-Paul	103	^ Games, Joel D.C.	20	^ Gladstone, David C.	136	^ Gray, George R.	149
^ Eytel, James L.H.	125	^ Flower, Charles W	155	^ Gammage, Antony W	174	^ Gianfield, Helen F	142	^ Gray, Jennifer C	174
^ Facey, Peter	37	^ Flowers, Richard D.	168	^ Gander, Sally B	126	^ Glass, Maree G	8	^ Gray, John	136
^ Fagbenro, Gloria O	155	^ Flude, Andrew	154	^ Gandy, Rosemary	33	^ Glass, Hilda	21	^ Gray, John FI	28
^ Fahey, Joseph	20	^ Flux, James G	9	^ Gannon, Paul T.B	33	^ Gleeson, Lynette R M	161	^ Gray, Paul S.	33
^ Fahey, Lorraine C	64	^ Flux, Toby	114	^ Gannon, Edward	64	^ Gleeson, Robert P	161	^ Gray, Percy	154
^ Fahy, John	58	^ Flynn, Celia A	113	^ Garbutt, Jason R	132	^ Glen, John P.	126	^ Gray-Raus, Donald H.A.O.A.	69
^ Fairbrass, Charles J	3	^ Flynn, Judith E.	76	^ Garda, Gurbakhtsh S	125	^ Glenn, Julia A.	75	^ Grayson, Christopher S	132
^ Fairclough, Foston M.	51	^ Flynn, Matt	155	^ Gardiner, Judith A.	167	^ Glossop, William G	33	^ Grayston, Brian G	50
^ Fairhead, Thomas E.	109	^ Flynn, Michael J	74	^ Gardiner, Steven P	133	^ Glover, David R	33	^ Greaves, Blair C.	74
^ Fairley-Churchill, John W	143	^ Fogden, Julia M A	25	^ Gardner, Janet E.	95	^ Glover, Gyles R	168	^ Greaves, Nicholas J	162
^ Falchikov, Dan	113	^ Fogg, Jane L	113	^ Gardner, Joanna M	108	^ Glover, Julian D	104	^ Green, Brian	98
^ Fallon, Paul	126	^ Folkard, Gordon	177	^ Gardner, Kevin A	183	^ Goddard, Derek StL	51	^ Green, Christine A	178
^ Fancourt, Charles M.	86	^ Fone, Valerie M.J	137	^ Gardner, Margaret E L	87	^ Goddard, Terfion W.	121	^ Green, David E.E	119
^ Fani, Mohammed A.R	3	^ Fookes, Peter T	27	^ Gardner, Peter C	87	^ Godden, John S.	113	^ Green, Debra J	32
^ Fannon, Adrian	172	^ Foord, Penelope	154	^ Gardner-Brown, Maria M.	119	^ Godden, Vera	70	^ Green, Donovan A.	126
^ Fanusie, Lloyd A	74	^ Forbes, Jayne E.	76	^ Garland, Christopher J.	13	^ Godfrey, Jon D	20	^ Green, Ian C.	81
^ Farbey, Barbara A.	8	^ Ford, Caroline	33	^ Garland, Harriet E A	31	^ Godfrey, Timothy	39	^ Green, Ian R.	43
^ Farebrother, John F.	177	^ Ford, Colin N	98	^ Garner-Patel, Marion C.M.	82	^ Godman, Victor F	7	^ Green, Jane E.	26
^ Farmer, Jean	75	^ Ford, Peggy	50	^ Garratt, David M.	74	^ Goggin, James L	105	^ Green, Katherine L.	160
^ Farooqi, Harid A	94	^ Ford, Zoe	7	^ Garratt, Henry J	144	^ Gold, David S	45	^ Green, Lawrence R	114
^ Farrance, Roger A	132	^ Fordham, Margaret	156	^ Garratt, Wallace W	39	^ Gold, Michael D	150	^ Green, Mark A.	177
^ Farrar, Adam	70	^ Forecast, Stanley D	174	^ Garraway, Kenneth E	82	^ Golden, Katherine A	82	^ Green, Mark R	160
^ Farrell, Michael P	173	^ Forestry, Grace	65	^ Garrett, Ann C	27	^ Golden, Carol M.	148	^ Green, Matthew G	177
^ Farrer, Michael R	33	^ Forrest, Peter J.	75	^ Garrett, John A.	131	^ Golding, Don	100	^ Green, Michael T	76
^ Farrow, Alison	156	^ Forrester, Angela	182	^ Garrett, John L	70	^ Golding, Reginald	143	^ Green, Miranda K	184
^ Farrow, Leigh R.	95	^ Forsdyke, Richard J	118	^ Garrett, John R	179	^ Goldman, Monty	65	^ Green, Mitz J	80
^ Faulder, John S.	108	^ Forster, Iris V	44	^ Garrett, Lee R	155	^ Golds, Peter	21	^ Green, Nathaniel J	70
^ Faulkner, Rory C.	115	^ Forster, Norman R.	87	^ Garrett, Margaret A	132	^ Goldstein, Zoe P	183	^ Green, Simon	142
^ Fawcett, Anthony	88	^ Forsyth, Dorothy H.	32	^ Garry, Michael J	121	^ Gomez, Rosa	64	^ Green, Timothy S	184
^ Fawkes, Irene S.	64	^ Fortune, Sylvia D	14	^ Garside, Mair E	184	^ Gooch, Brian E	46	^ Greenall, Gilbert	94
^ Fawthrop, Simon H.	26	^ Foster, Shoshana	133	^ Gaskin, Dudley S.	20	^ Gooch, Celia A	51	^ Greene, Dermot R	32
^ Fayle, Sandra J	148	^ Foulds, Archie T	81	^ Gaskin, Madeleine K	20	^ Gooch, Paul M	44	^ Greenhalgh, Stephen J	70
^ Fazzani, Caroline L	65	^ Fowler, Carmel A	132	^ Gasson, Robert J.	155	^ Goodchild, Anthony	64	^ Greenhead, Phyllis M	44
^ Fazzani, Peter	66	^ Fowler, John S	148	^ Gaster, Christopher R.	25	^ Goodier, Roger B	148	^ Greening, Richard	103
^ Featherstone, Edward H	104	^ Fowler, Mark H	108	^ Gaster, Hilary E-A	27	^ Goodman, David S.	119	^ Greensitt, Ghislaine P.	125
^ Featherstone, Lynne C.	75	^ Fowler, Peter N	162	^ Gate, Brian E.	82	^ Goodman, Eric N.	26	^ Greenspan, Eva	8
^ Feenan, John	120	^ Fox, Bridget C	103	^ Gauge, Geoffrey V	38	^ Goodman, Paul A	167	^ Gregory, Catherine M	34
^ Feisenberger, James R.	37	^ Fox, Jeffrey	143	^ Gauge, Patricia	40	^ Goodrich, Mark B	38	^ Grender, Peter J.W	113
^ Fell, Neil J	155	^ Fox, Manfred	99	^ Gauge, Steven H	39	^ Goodrick, Robert C.	155	^ Grendell, Joseph	81
^ Felton, Daniel J	3	^ Fox, Paul E	82	^ Gauke, David M	20	^ Goodwin, Ida A	46	^ Grewal, Darshan S	99
^ Fenn, Alan	88	^ Fox, Paul J	104	^ Gautam, Satish C	142	^ Goodwin, Nicholas	44	^ Griffin, June W	4
^ Fennelly, Anthony J.	177	^ Fox, Ralph L	19	^ Gavan, Kieron M	45	^ Goody, Peter R	144	^ Griffith, Jacqueline	94
^ Fennelly, Arminel P.	179	^ Fox, Roger G.	45	^ Gavron, Nicolette F	74	^ Gorbatt, Richard A	45	^ Griffiths, Alan	137
^ Fenton, Mark	50	^ Fox-Davies, Richard	137	^ Gayfer, Eleanor	153	^ Gordon, Annette L.	127	^ Griffiths, Daniel C.	154
^ Ferguson, Neil A.McI	8	^ Fraenkel, Michael S.	45	^ Geddes, Cameron	4	^ Gordon, Brian C	9	^ Griffiths, Edna	105
^ Ferguson, Paul C.C.	161	^ Frame, Jonathan	185	^ Gee, Christopher	95	^ Gordon, Fredenck	20	^ Griffiths, John D.M	168
^ Fernandes, Christie G	19	^ Francis, Kenneth F	137	^ Gee-Turner, Adrian J	66	^ Gordon, Helen E.	8	^ Griffiths, Jonathan H L	103
^ Fernandes, Uma N	22	^ Franklin, Frances S	183	^ Geiringer, Peter H	162	^ Gordon, Kate	32	^ Griffiths, Owen T	125
^ Fernando, Nihal U	65	^ Franklin, Thomas G.	120	^ Geldart, Malcolm T	131	^ Gordon, Richard	46	^ Griffiths, Robert S.	115
^ Ferry, Keith F.	20	^ Franks, Sarah J.	109	^ Genders, William A	149	^ Gordon, Rosa	22	^ Grigg, Alexander H C	57
^ Fescczur, Henryk P.	7	^ Fraser, Ann	121	^ Gent, Catharine S F.	148	^ Gordon, Tony	88	^ Grigg, Graciella	56

Grigg, Janet	119	Hartley, Ron M.	182	Heaster, Maurice A.S.	178	Hogan, Mary B.	75	Hughes, Gary S.	80
Grigg, Oliver	52	Harlow, Sally A.	131	Heath, James D.	21	Hogan, Sharon L.	153	* Hughes, Neil	66
Grigsby, Diane E.	119	Hammer, David C	63	* Heath, Samantha L	177	Hogarth, George G.	144	Hughes, Nicholas J	86
Grimble, Julie P	66	Hammsworth, Paul K	95	* Heahter, Julian P	121	Hogg, Alan R.	133	Hughes, Peter L	98
Grimes, Aiden	178	* Harper, Paul	132	* Heahtley, Janet F	153	Hogg, Eleanor S	74	Hull, Susan A.	94
* Grimston, Malcolm C	179	* Harper-O'Neill, Shirley A.	92	Heaton-Harris, Nicholas	114	* Hoier, Bridget	109	Hulstrom, Anthony G J	8
Grindrod, Mark A	177	Harradine, Richard P.	87	Heavey, Michael J	81	* Hoier, Stephen P.	109	* Humphrey, Eric D	114
Gross, Clive	118	Harradine, John N.	14	* Hedges, Charles W	33	Hoile, Sarah	167	Humphrey, Victor L	19
* Grasskopf, Jacob M.	64	Harrington, Steven R.	168	Hedgarty, Joseph	183	* Holbrook, John R	27	Humphreys, George A	156
* Ground, Andrew P.	70	Harrriott, Josephine G.	163	Held, Leo C.E.	39	Holden, Gary	58	* Humphreys, Mark	154
Grove, Catherine	163	Harris, Aeronwy	74	Heller, Frank A	74	* Holder, Michael V	127	Humphreys, Rebecca M	156
* Groves, Ann T	81	Harris, Barry	82	Hemingway, David A	82	Holle, Nicholas FR	182	* Humphreys, Sheila A.	25
* Groves, Barrie	57	Harris, Brian	45	Hemsted, Andrew P.J	174	* Hollamby, Peter	13	Humphries, Carl L	26
Groves, Philip W.	168	Harris, Caryl B	109	Hemsted, David W.J	172	Holland, Eileen	94	* Humphries, Carol	178
Growdon, Andrew	59	Harris, Charles H	32	Hemsted, Roger W	172	* Holland, Graham R	14	* Humphrys, Brian C	28
Grundy, Michael A	131	* Harris, Christopher G.S	8	Henderson, John	64	* Hollands, Steven L.V.	38	Hunn, Frederick C	167
* Guest, Peter R.W	137	Harris, Daniel J.	114	* Henley, Christopher M	119	Hollifield, Anne E.	120	Hunn, Linda C	168
Guichard, Stephen J.	149	Harris, David R.	33	Henley, Virginia A	109	Hollis, George H.	50	Hunt, Audrey M.	148
Gunn, Stuart	93	Harris, Derek W.	126	Hennessey, Michael J	27	Hollis, Penelope-Jane	150	Hunt, Jonathan N.	153
Gunstock, Ashley	8	* Harris, Edward A.J	92	Hennessey, John A	69	Hollis, Richard E	150	* Hunt, Michael J	98
Gunstock, Louise E.	8	Harris, Eileen V	43	Hennessy, Arwyn	136	Hollobone, Philip T	27	Hunt, Rose	109
* Gurling, James C	155	Harris, Elizabeth G	59	Henry, Christine M.	109	Holloway, David M	132	* Huntback, Matthew M	126
* Guthrie, Janet M.	34	Harris, Hugh M	155	Henry, Emanuel P.	22	Holloway, Michael H.W.	103	Hunte, Colin A.	156
Guy, Keith W.A	133	* Harris, Hugh R	57	Henry, Michael M	109	Holman, Martin M.D	133	Hunter, Anna M	120
Guy, Samantha	179	Harris, Joseph G	45	Henry, Winston G	63	Holman, Rosemary A.	172	Hunter, Gary M.	80
* Guy, Vivien R	133	Harris, Majone A.	8	Hepburn, Margaret G	177	Holmans, Michael D.	183	Hunter, Ian M.C	99
Gwynne, David L	69	* Harris, Megan	137	Hepworth, Benjamin M	13	Holmes, Brian J	115	Huntington-Thresher, Valerie A	27
* Hacker, Geoffrey	15	Harris, Nicholas P.	133	Herbert, Philip N.	99	Holmes, David A	161	* Hurley, Guy J.D	177
Haddock, Glenton J	49	* Harris, Ray	87	Herd, Robert A	26	Holmes, James D R	131	Hurren, Paul W.	13
Hadjicharalambous, Helen	39	* Harris, Robert C.	58	Herot, Margaret S	179	Holmes, Stephen C.	155	Hurren, Paul W.	13
Hadley, Peter E.M	14	* Harris, Robert W	76	Heron, Paul	63	* Holt, Adrian P	131	Hurst, David P.	133
Hafeez, Bashir-Ul	138	* Harris, Roger G	127	* Herrington, Peter V	172	* Holt, Lawrence A	108	Hurst, Frances A	45
Hafezi, Maryam	63	Harris, Suzanna	69	Herrington, Sylvia M	174	* Horan, Lisa	70	Hurst, Heather M	132
Hagyard, John	57	* Harris, Thomas O.C.	178	Herrington, Victor G	178	Honey, Simon J	162	Hurst, Pamela V.P.	70
Hales, Charles W	25	Harris, Toby	75	Hermott, David R	94	Hoof, Timothy E.R.	50	Hurt, Pamela L	182
Haines, Betty M	99	* Harris, Vicki C	113	Hervey, Joan M.	33	Hook, Jeffrey S	154	Hussain, Fatema P	144
* Haines, Julie	113	* Harrison, Cyril B.	82	* Heseltime, Richard M.H	104	Hooker, Kay	95	* Hussain, Lal	162
Hajioff, Steven	8	* Harrison, Gerry	34	* Heslop, Alexander K.	168	Hooker, Sean J.	9	Hussain, Munawar	142
Halden, Jean M.	156	Harrison, Marian	32	* Hetherington, Edith J.	43	* Hooper, Angela M	182	Hussein, Yesin	64
Halden, Ron	156	Harrison, Paul M	160	Hewer, Catherine F	59	* Hoppelman, Jack	87	Hutchens, Gloria J	37
* Hale, Lynne C	39	* Harrison, William G.	87	Hewer, William R.	58	Hopes, Lillian A.	137	Hutchins, Leslie P.	142
Hale, Stephen M	26	Harrod, Richard	21	* Hewitt, Anthony P.	121	* Hopkins, David J	99	Hutchins, Gerald S	82
* Hales, Terry	59	Harry, Daniel P.	150	* Hewitt, Claudette V.	119	Hopkins, Delphine	98	* Hutchinson, Ann C	59
* Hales, Brian A	75	Hassant, Leonard G C	82	* Hewitt, Matthew	160	Hopkins, Eleanor C	99	Hutchinson, John P.	161
Haley, Mark D.I	31	* Hart, Ian P.	177	* Hewitt, Philip I	161	Hopkins, Michael	174	Hutchinson, Onel S.	104
Halfon, Robert H	120	Hart, Jeremy J	156	* Heywood, Michael J.	94	Hopkins, Neil T	99	Hutchinson, Peter J	133
Halli, Kaya H	51	Hart, Peter	136	Hibberd, Linda A	64	* Hopson, Peter W	38	Huxted, Nigel P.	167
* Hall, Alan D	127	Hart, Richard E	26	* Hickey, Monis	142	* Hoque, Anamul	168	* Hyams, Louise R.	184
* Hall, Andrew D.M.	115	Hartwell, Gareth G	100	Hicks, Christine M	162	Hoque, Syed E	167	Hyde, Avril	46
Hall, Andrew W.	131	Hartwell, Herbert R R	183	Hicks, Elizabeth M	51	Horah, Peter N	38	Hyde, Theresa M A	81
* Hall, Brenda S	46	Harvey, Alison J	44	Hicks, Peter S.V	51	* Horan, David P.L	33	* Hyland, Malcolm P	27
* Hall, Colin C.	162	Harvey, David J.	184	Hicks, Polly	69	* Horden, Mary M.H.	38	* Hymn, Howard	65
Hall, John	81	Harvey, Graham A.	143	Hickson, Eric C	162	Horlock, Tom G A	86	Hynes, William	119
Hall, Leonard D.	25	Harvey, Rebecca L.	52	Hickson, Peter H.	162	Horn, Geoffrey.	65	Ibbotson, Sally D	21
* Hall, Michael J.	25	Harvey-Bailey, Joan I	58	Hider, Audrey M.	45	* Horn, Graham E.M.	93	Idarkkadar, Thayapara	81
* Hall, Robert E.	34	Harvey-Kirkwood, Ann	76	* Highfield, Shameem K.A.	172	Hornby, Mark J	103	Iggulden, Conn F.	92
Hall, Stephen W.J	81	Harwood, Richard J	132	Hill, Catherine L.	177	Hornby, Susan	155	Ilsey, Pauline J	178
Hall, Thomas S.	86	Haseler, Roberta B.	108	* Hill, David H	88	* Horne, David J	93	* Ilqhalu, Miriam A	126
Half-Matthews, David N.J	184	Hashmi, Zubaida N.	138	Hill, David J	168	Horne, Peter J	34	Iley, Allan G	44
Hallett, Vera A	126	Haskings, James S.J	76	Hill, Edna	168	* Horne, Simon T	75	Imam, Hasan A.	98
Hallewell, Linda A	3	Haslam, David R	25	Hill, Edward J.F.	58	Horne, Bruce J	162	Imison, Katherine S.	75
Hallewell, Susan	4	Hassan, Arwa	74	* Hill, Jim	99	Horne, Heather V.	160	* Impey, Frank K	46
* Halley, Jeremy W	154	Hastie, Christopher A	82	Hill, John E	51	Hornsby, Neil J	161	Innie, Caroline A	99
* Hallmark, John D	178	* Hastie, Colin S	127	Hill, Jonathan R.	94	* Horridge, Verna A.B	50	Inayat, Mohammed A.	142
Halls-worth, Philip M	173	* Hastie, Jane F.	127	Hill, Paul W	45	Hort, Mary	75	* Ince, John R.	27
* Ham, Herbert R.	98	Hatch, Guy S.	59	Hill, Robert M.	121	* Horton, Rima E	110	Ingham, Christine	108
* Hamadi, Robert K.	22	Hatchett, Karen S.	7	* Hill, Roy	7	Horwood, Martin C	184	Ingham, Paul W E	168
Hamel, Noel T.	113	Hathalia, Manibhai	22	* Hillan, Lynne	94	* Hosan, Thakur D.	177	* Ingram, Mark P.	82
Hamilton, Bernard	109	Hathway, Julie A	65	Hillier, Christopher G.	27	Hosking, Hilary C.	163	Inman, Phillida R.	183
Hamilton, Ian W	52	Hatherall, Dietlinde G.	44	* Hillier, Jennifer M	26	Hoskins, Janet R	173	Innis, Frederick	69
Hamilton, John W	114	Hatton, Peter H.S	174	Hillier, Joan	63	Hoskins, Laura	33	Irvin, Heather M	162
Hamilton, Nigel P.	162	* Hawkins, Anna	40	* Hillier, Meg	105	* Hoskins, Maureen J	142	* Irvin, Josephine L	75
Hamlyn, Susan D.	144	Hawkins, Linda F	127	Hillman, Julian	70	* Hoskins, Richard H.	142	Irwin, Rose	33
Hammill, Danny C.	127	Hawkins, Quentin J.	40	Hills, Albert J.	59	* Hoskyns, Katharine M.	183	Isfahan, Shah M.C.	119
* Hammond, Aileen	31	* Hawkins, William FD	179	Hills, Diana	98	Hossain, Abu H.M E	167	Islam, Syed A.	120
* Handley, Carl R.	127	Hawthorn, James E	7	Hills, Peter R.	99	Houlihan, John P.	131	Ismail, Nizam A.	82
* Hands, Gregory W	69	* Hawthorn, Linda R.	89	Hilton, Allan	66	* Housden, Christopher G	133	Ive, David H	9
* Hanham, Joan B	109	* Hawthorne, William	27	Hilton, Lesley F	143	House, Ivan M	154	* Ives, David N.	15
Hankinson, Vera	44	* Hay, Christine F	99	Hilton, Norman A.	142	Houston, Ross S	8	Iwi, Diana C	8
Hankon, Stephen J	149	Hay-Daves, Mahetabel	38	* Hilton, Sonya	69	How, Barbara E.	32	* Jabbal, Harbans S	138
Hanna, Albere	118	Hayball, John D.	114	Hinchcliffe, Susan A	76	Howard, Alan H.	94	Jackson, Claire V.	115
Hanna, Jeffrey P.	113	Hayes, Andrew	120	Hindle, Alan G.	99	Howard, Bruce K	108	Jackson, David	75
* Hannah-Rogers, Rita P	4	Hayes, David G	173	Hindooian, Alexei M	143	* Howard, Graham M.	81	Jackson, Derek R	104
Hannay, Carol A	25	Hayes, John P	120	Hinds, David A.	15	Howard, John	118	Jackson, James K.	80
Hanson, John R.	14	Hayes, Josephine M.	184	Hingorani, Nathalal	22	Howard, John C.	174	Jackson, Jane M.	167
Hanson, Kenrick E	64	* Hayes, Michael A.	58	Hinton, Daniel J.N.	58	Howard-Jones, Gavin T	39	* Jackson, John W.E.	52
Hanson, Owen J	162	* Hayes, Michael R	58	* Hinvest, Carol M.	167	Howe, Desmond J J	14	Jackson, Mark J	50
Harbron, Stephen K.	131	Hayes, Nicholas W	143	Hipperson, Michael B	27	Howell, Bruce	95	Jackson, Neil McN	38
Harbud, David C	58	* Hayes, Roger	113	Hirani, Chunilal K	30	Howell, Marion	93	Jackson, Paul A.	104
* Harcourt, Wesley	69	* Hayes-Mojon, Daphne K	121	* Hitchcock, Christine	113	* Howells, Vanessa J	122	Jackson, Paul J.	114
Harding, David G.	86	Hayhoe, Crispin B.	167	* Hitchins, Stephen	105	How, Thomas C W	144	Jackson, Stewart J	45
Harding, Michael J.	50	Hayhow, David J.J	86	Ho, Wing K	185	* Howlett, Elizabeth	178	Jackson-Roberts, Margaret A	32
Harding, Nicholas C.W.	99	Haylett, Marianne	8	Hoarau, Nicola J	142	Howlston, John	98	Jacobs, Geoffrey A	9
Hardman, Linda A	184	* Hayes, Patrick E	104	Hoban, Wayne	74	Howlston, William F	98	Jacobs, Ian A.	8
Hardy, Ben G.	119	Hayter, Marlene	183	Hobbins, Kathleen J.	183	Howman, Richard E	76	Jacobs, Keith C	90
Hardy, Henry S.	153	Haythorn, Norma M McC.	46	* Hocking, Stephen J	34	Floy, Carolyn F.	149	Jacobs, Margaret B.	42
Hardy, Keith A	174	Hayward, Robert A	155	Hoda, Aslam M.	40	* Hubbard, Carole M	28	Jacobs, Olwen M.	167
Hardy, Linda	65	Hayward, Sharon	103	Hoda, Mohammad A.-U	22	Hudson, Brendan	161	Jacobson, Abraham-Samuel	63
Hardy, Peter	81	Haywood, Gertrude E	183	Hodge, Susan C	126	* Hudson, David P.M	108	Jaeger, Hugh	69
Hardy, Susan	154	Head, Emily J.E.	59	* Hodges, Loretta	73	* Hudson, John M	63	Jaff, Hewa	105
Hardy-McBride, Julie	39	Headington, Joan	27	Hodgetts, Lewis C	122	* Hudson, Lester T	137	Jago, Hilary	74
Hare, David A.	95	Headon, Thomas J	59	Hodgkinson, Amanda G.	57	* Huggett, Linda A	143	Jagusiewicz, Eve J M.	126
* Hargrave, Colin F	15	Healey, David P	98	Hodgson, Frank P.	121	* Hughes, Alan T.	143	James, Daniel H.	75
Hargreaves, Gerard N	109	* Healy, Patricia	108	* Hodson, Clifford J	154	* Hughes, Anthony H.M	19	* James, Ernest P	33
Hargreaves, Jeremy A	38	Heaman, John	113	* Hoedemaker, Joseph	143	* Hughes, Barbara L	33	James, John E	126
* Hargrove, Barrie J.	155	Hearn, Thomas S.	99	* Hogan, Ambrose D.	118	* Hughes, David M.	98	James, Simon A.	177

James, Victor G.	52	Joseph, Bertha J	20	Khan, Jamal A	44	Laing, Steven	65	Leliw, Anthony	75
Jamieson, Florence M.	15	Joseph, Charles	154	Khan, Jamsheed A.	88	Laird, Alan D	149	Lemmon, Charles P.	20
Jamu, Inder S	4	Joseph, Eric W	178	Khan, Kishwer	108	Laird, Dorothy J.	27	Lennon, Jonathan	81
Janman, Timothy S	69	Joseph, Victoria	154	Khan, Mehboob	173	Laird, Elizabeth	136	Lemonides, Constantinos	52
Jarner, Daniel J.M	74	Jovic, Mladen	172	Khan, Mehor	173	Lait, Nicholas J.F	149	Lenaghan, Anthony	144
Jaques, Patrick D.	161	Jovic, Pamela A.	172	Khan, Muzaffar-Ud-Din A.	179	Lakha, Amriri G	93	Lennon, Paul	82
Jariwala, Poptalal S.	98	Jovst, Robin A	149	Khan, Qaisra E.	137	Lally, Margaret M	104	Leonard, Julia A	93
Jarman, David	161	Joyce, Michael L.P	125	Khan, Rahman G.M.M.H	76	Lamb, Jeshuran	65	Leonard, Mark	32
Jarman, Richard P	119	Judge, Andrew J	131	Khan, Robert L.N.A.	44	Lamb, Simon	148	Lepper, Ilona O.H.	69
Jarvis, Elizabeth A.T	7	Judge, Oliver S.P	104	Khan, Sadiq	179	Lambdon, David J	52	Leslie, Ian	172
Jason, Alma D.	98	Jug, Lord T.	138	Khan, Sameena	94	Lambert, Angela M.	109	Lester, Malcolm E	8
Jassar, Sham S	99	Juhanson, Carl E	137	Khan, Shafi	38	Lambert, Charles S.	4	Letizia, Gianfranco	118
Javed, Muhammed	143	Jukes, Eric C	49	Khan, Yousaff	174	Lambert, Mary T.	143	Letts, Toni E	40
Jawaid, Sajid	57	Julien, Natasha	71	Khan-Zada, Aejaz A.	132	Lambert, Maureen E	142	Leunig, Timothy C	71
Jay, Madeliene	43	Juster, Dean R	132	Khokhar, Mohammad W.	21	Lambert, Stephen W	173	Lever, Stanley F	161
Jayasinghe, Gerald de S.	81	Justham, Bernard C	15	Khursheed, Mohammed	92	Lambie, Robin C	52	Levin, Martin	144
Jebb, Andrew	4	Justham, Nina L	13	Kilwaja, Ilyas	99	Lamey, Valerie	98	Levitt, Bryan P	109
Jebb, Siobhan	3	Justham, Richard J.	14	Kiefer, Urs	105	Laming, Richard A.C.	118	Lewington, Irene M.	63
Jeffery, Beryl	179	Justham, Robert C	14	Kilbey, Michael	88	Lammiman, Jean	80	Lewis, Ann L	136
Jeffery, Paul	81	Justice, Mary B	3	Kilbey, Robert S.	88	Lancashire, Stephen D.O	154	Lewis, Diana F.	22
Jeffrey, Dylan	64	Kabir, Mahmuda	127	Kilduff, Eamon F	46	Lancaster, Maurice	94	Lewis, Geoffrey	86
Jeffreys, David P.	132	Kafka, Deborah M	22	Kilduff, Lisa A	46	Land, Martin G	81	Lewis, Gill	137
Jelkins, John M	39	Kagan, Gabrielle	20	Kilker, Michael J	45	Landeryou, Stephen W	57	Lewis, Joan P	86
Jelks, Elizabeth V.	93	Kahn, Paula V	103	Kilmartin, Angela	66	Landeryou, Zena S.	46	Lewis, John A.	26
Jelks, James A	93	Kallar, Sidney	3	Kilsby, Dorothy R.	133	Lane, Graham J.	137	Lewis, John C.H.	26
Jemetta, Paul L	27	Karnal, Tahir	174	Kimm, Anthony M.	156	Lane, Nicola J	81	Lewis, John D	22
Jenkins, Gordon W	25	Kane, Ignatius J.T.	179	Kimm, Irene A	156	Lang, Margaret	184	Lewis, Kathleen A.	131
Jenkins, Kevin J	137	Kang, Swarn S	43	King, Caroline M.E.A	121	Langan, James	168	Lewis, Leslie	22
Jenkins, Martin F	58	Kanjee, Albert	94	King, Charles	65	Langford, Barry F	149	Lewis, Medlin	68
Jenkins, Sandra	93	Kansagra, Suresh L.	19	King, Kathleen V	137	Langford, Keith R	143	Lewis, Michael J	58
Jenner, Janice A	114	Kanwal, Harbans S.	98	King, Kenneth C	75	Langley, Alfred C	155	Lewis, Michael J	172
Jennings, Dawn C	163	Kapoor, Anita	45	King, Michael T	26	Langley, Alfred G.	94	Lewis, Peter	103
Jennings, Violet	132	Karasinski, Mark A	46	King, Peter J	52	Langley, Christina M	131	Lewis, Robert E	57
Jephcott, Christopher J.A	52	Karian, Ghassan	69	King, Peter J.H.	58	Langridge, Donald G	161	Lewis, Robert W.	93
Jepson, Peter A	100	Karim, Mohammad A	131	King, Robert J	149	Langstone, Barbara I	8	Lewis, Terence E.	86
Jeremiah, Michael P.	174	Karim, Taha T.	104	King, Sarah J.S.	14	Langton, Josephine C.F.	98	Liddiard, John M	155
Jessop, David	133	Karmel, Alexander P.	70	King, Stephen C.	109	Langton, Raymond A	99	Liddle, Terence S	68
Jewitt, Karen A	39	Kataria, Dhirajal G	22	King, Stuart T.	179	Lappage, Bernadette	50	Lieberman, Zev	55
Jewitt, Michael	39	Katz, Michael D	182	Kinghorn, Robert R.F.	98	Large, Vanessa	128	Liell, Anthony J	121
Jewson, John E.	132	Kaushal, Ravinder K	99	Kingston, Maresa A.	58	Larkin, Peter	131	Liell, Lisabeth J	121
Jewson, Maureen G	131	Kayada, William B	155	Kinnaird, Graeme N	14	Lashanie, Allah Y.M	108	Light, Robert S	127
Jeyes, Robert J.E	3	Kaye, Jack	172	Kinncar, Eileen M	80	Latham, Howard A	153	Lightfoot, Warwick	109
Jezard, Godfrey A	150	Kaye, Sheila	183	Kinsey, Michael	80	Latham, Ruby M	87	Lilly, Joseph T.	81
Jiggins, Susan A	87	Kazantzi, John A.	121	Kinsler, Hazel M	50	Latimer, Robin W	105	Lillicrap, Richard G	113
Jinks, Sean	81	Keable, Nicholas S.P.J	38	Kirby, Geraldine V.M	132	Lattimore, Eric F	76	Lillis, Antony	70
Joachim, Karin	178	Keable, Stanley E	22	Kirby, Linda C	131	Lauder, John J	153	Lindsay, David C	108
Joachim, Paul J	45	Kean, Anne	154	Kirby, Michael J	94	Lauder, Lorraine	155	Lindsay, Linda V	136
Joel, Charles	58	Kearney, Christina V.	71	Kirkwood, Roger	76	Laugharne, Peter J	142	Lindsay, Stewart	138
Joel, Margaret, J	58	Kearney, Doreen	182	Kirwan, Laura A	131	Lavender, Michael D	51	Lings, David J.	34
John, Ann M	22	Kearney, Manan P.	109	Kisicki, Carl	128	Lawman, Sandra J	120	Lin, Ruth M.	118
John, Mary H	80	Kearney, Pauline	113	Kusen, Bernard	32	Lawrence, Ann E	108	Link, Anthony F.	126
John, Peter C	155	Keating, Michael C.	167	Kitcher, Anthony J	161	Lawrence, Janet	126	Linton, Robert B.	7
Johnson, Arthur H.	25	Keech, David J	7	Kitchener, John	136	Lawrence, John H	3	Lippiatt, Graham J	82
Johnson, Darren P.	126	Keen, Kenneth J.	52	Kitchener, Paul A	45	Lawrence, Metke J.	44	Lisle, Peter J.	27
Johnson, Diana R.	167	Keighley, Dennis J.E.	52	Kitscon, Clyde	172	Lawrence, Peter	142	Lister, Edward J.U.	179
Johnson, Gareth A	14	Keith, Manjit S.	46	Klamut, Wojciech B	99	Lawrence, Robert H	82	Litman, Simeon E.	32
Johnson, Gerald	69	Keith, Michael	168	Klein, Alan H.	21	Lawrenson, John	14	Little, Anthony J	93
Johnson, Gordon	114	Keik, John G.	57	Kleinman, Judith E.	103	Lawson, Michael	120	Little, Margaret F.	32
Johnson, Graham	38	Kellaway, Alec J.	138	Klier, Helen	127	Lazarus, Alan G	183	Littlefield, John	56
Johnson, Heather M.	33	Kellet, Robert I.	114	Kloman, Warren M	114	Lazarus, Edmund A	183	Littlewood, Mark J	70
Johnson, Mark	7	Kelly, Bridget	20	Knight, Andrew W.	7	Lazarus, Edward E	20	Littlewood, Robert C	144
Johnson, Martin D	178	Kelly, Catherine	3	Knight, Frederick A	76	Lozenby, Gloria	33	Littman, Anthony F	21
Johnson, Maurice	177	Kelly, John	3	Knight, Lee C	100	Le Bosquet, Jonathan C	98	Livermore, Spencer	183
Johnson, Stephen R	109	Kelly, John	57	Knight, Maureen	136	Le Franc, Angela M.	109	Livingstone, John S	167
Johnson, Trevor P.	4	Kelly, Linda A	65	Knight, Patricia F.L	38	Lea, Elizabeth S.	51	Livingstone, Karen F	132
Johnson, Van	99	Kelly, Molly E.	113	Knight, Rebecca	150	Leach, John W.E	160	Livingstone, Richard J	154
Johnson, Yvonne E	44	Kelly, Owen	40	Knight, Sheila	131	Leamy, Stuart N	149	Lloyd James, Anne C	70
Johnston, Alan C	22	Kelly, Patrick	153	Knight, Stephen J.	150	Leapman, Benjamin	167	Lloyd James, Huw	69
Johnston, Allen N	179	Kelly, Philip J	104	Knight, Timothy J.	177	Leask, Ian	65	Lloyd, Anthony P	59
Johnston, Paul J.	114	Kelly, Robin P	15	Knovies, Adrian C	80	Leavens, Reginald D	88	Lloyd, Hywel	178
Johnstone, Elizabeth R.	27	Kelly, Sian L	95	Knovies, David J.	113	Leaver, Timothy	52	Lloyd, Samantha A.	63
Johnstone, George F	26	Kelly, Thomas	172	Knovies, Robert	179	Lebor, John	20	Lloyd, Stephen P	179
Joiner, Timothy M	184	Kelsey, Tonya	14	Kohl, Carol A	8	Leck, Joan H.	38	Lloyd-Harris, Amanda J	70
Jonas, James A	95	Kemal, Yunus	52	Kong, Tat C.	64	Leclercq, Yann	66	Lloyd-Jones, Trevor	70
Jones, Alan M	43	Kemp, Anthony	33	Kopecky, Vladimir	45	Lee, Adrian H	100	Loakes, Clyde W	174
Jones, Allan H	133	Kempton, Barry J	104	Kornfeld, Elizabeth	21	Lee, Alfrida A	52	Lobendham, Jude T.	174
Jones, Ashley	178	Kendall, Bryan J	38	Kortvellyessy, Niki	171	Lee, Andrew J.	125	Lobenstein, Heinz J	65
Jones, Beverley A.	57	Kendall-Tobias, Jennifer	168	Kossowicz, Margaret	161	Lee, Caroline E.	138	Lobo, Julius	98
Jones, Brian R.	80	Kendon, Colin C	126	Kotecha, Mark K	121	Lee, Danny	98	Lock, Andrew J	172
Jones, Caroline E	155	Kendrick, Susan M	43	Kotz, Peter	59	Lee, David	39	Locke, Christopher E	179
Jones, Clive W	155	Kenna, James A.	99	Kovar, Simon V	8	Lee, Elizabeth J	172	Lockett, Roy C.	32
Jones, Denise	168	Kennedy Harper, Tristram J.	70	Kovatzis, Aria A	109	Lee, James E.	50	Lockington, Betty M	13
Jones, Evan M.	174	Kenny, Edward	177	Kozma, Robert S.	75	Lee, Jay	138	Lockwood, Martin A	26
Jones, Frederick C.	3	Kenny, Phillip T.	39	Kreling, Mark A.P.	148	Lee, Mary T	98	Lodge, Oliver A.	177
Jones, Frederick C.	137	Kensell, Fiona H	114	Kreppel, Stephen A	105	Lee, Nicholas	66	Loffhagen, Anthony J	144
Jones, Gerald A.	114	Kensell, Peter A	114	Kriegel, Charles A	113	Lee, Penelope A	149	Lomax, Percy W.C	143
Jones, Hugh B.S.	76	Kent, Brian F.	88	Krushner, Damian M	80	Lee, Rarron F.	15	Long, Janice E.	21
Jones, Janet	132	Kent, Kathryn T.	46	Krymer, Deirdre D	32	Lee, Ronald E	125	Long, Leonard F.	88
Jones, Jennifer F	59	Kent, Nicholas H.	126	Kumar, Ashok	144	Lee, Sheila	39	Long, Madeliene M	127
Jones, Jenny	154	Kent, Philip	21	Kurji, Kathleen G.	80	Leech, Doreen P.	162	Long, Nicholas R	127
Jones, Laurence P.	155	Kenyon, Peter G.	63	Kutapan, Nicola A.	154	Leek, Andrew M.A.	131	Long, Sebastian D.	20
Jones, Lesley A	22	Keogh, Anthony P.	74	Kyle, Glyn M	150	Lees, Lois M	179	Longhurst, Glenys A	163
Jones, Michael L	149	Kem, Hyman	64	L'Estrange, Alex	125	Lees, Marshall C.	148	Longworth, Catherine	182
Jones, Patricia A	89	Ketley, Malcolm	15	L'Estrange, Hugh S	9	Legg, Keith M.	162	Longworth, Nicholas R.S	179
Jones, Penelope F	31	Kevan, Timothy L	71	L'Estrange, Suzanne	177	Leggatt, Arthur L.G	143	Lonsdale, John G.	93
Jones, Peter R.	76	Keynes, Brian W	161	La Roche, Doreen V	14	Leggett, Denise M	133	Lonsdale, Lillian	64
Jones, Phillip G	26	Keys, John	162	La Roche, John B	14	Leggett, Nicholas W.M	178	Lonsdale, Peter	64
Jones, Phillip M	132	Khachik, Joan C.	155	Labrom, Joan	127	Leibowitz, Isaac	65	Lorraine, Alastair	103
Jones, Robert E.J	44	Khaled, Jafar	71	Lackner, Thomas M	92	Leigh, Janice V.	179	Lorber, Paul	19
Jones, Sarah A	39	Khalid, Asadullah-Al	15	Ladanyi, Peter S	38	Leigh, Martin J.	177	Lorber, Sue	22
Jones, Sharon A	167	Khan, Abdul M	169	Ladipo, Jeli I	155	Leigh, Maureen	103	Lorch, Stephen B.S.	179
Jones, Susan E	148	Khan, Alam-Zeb	103	Laffery, Brian K	168	Leigh, Sydney	19	Lord, Jonathan G.C	183
Jones, Victor D	155	Khan, Bernadette	39	Laffin, Trevor J	39	Leighter, Hilary E.	94	Loughborough, Derek R	38
Jordan, Donald M	114	Khan, Faizullah	65	Lafford, George H	44	Leighton, Peter L	174	Loughman, Patrick J.	133
Jordan, Gavin A	9	Khan, Imran	136	Laguda, Joy	137	Leitch, June E.D.	136	Loughran, Conor J.	138
Jordan, Tanya G	8	Khan, Jahungir	172	Laheru, Mahesh	172	Lei, David	87	Louie, Alexander S.	149

Loveday, Mark A	69	* Malin, Sidney	32	Martyn, Richard W.J.	9	* McKelvie, Allan W	70	* Mills, Wilfrid C.	88
Lovell, John R	142	* Mallam, Martin H	44	* Marvelly, Robert J	162	* McKenna, Alexander	121	* Milner, Merlin B C.	64
Low, Donald N.	21	* Mallinson, Anne M.	183	Marway, Madeleine B	38	* McKenna, James J	131	Milroy, Roderick M	174
Lowe, Michelle	153	* Mallinson, Keith A	69	* Marway, Sukhdev S.	137	* McKenzie, Clarence A.	39	Milson, Terry B.	169
Lowning, Michael J	178	Mallon, Ann-Marie	98	Massin, Paul J.	127	* McKenzie, Milton E.	3	* Milton, Anthony H	64
* Lowrie, Janet	162	Mallone, Ronald S.	57	* Mason, Alan G.E.	38	* McKenzie, Roger A.	105	* Milton, Simon H.	183
Luby, Bernard	21	* Mallory, James	126	* Mason, Nigel D.	103	* McKeown, Simon J.	154	Mingay, Robert	108
* Lucas, Charles	131	* Malone, Brendan J	51	* Mason, Patrick	109	* McKernan, John	86	Minken, Gabrielle	70
* Lucas, Mary A	15	* Malone, Terence A	59	Massey, Margaret R	69	* McKie, Guthrie K	183	* Minns, Julie L	121
* Lucas, Richard	13	* Malseed, Geoffrey J	114	* Massey, Sharon M.	14	* McLachlan, Donald	183	* Miquadri, Patricia	100
Lucker, Nigel	136	* Malseed, Wendy	113	* Masterson, Vincent M G.	82	* McLachlan, James	167	* Miraj, Mohammad A.	94
* Ludford, Sarah A	103	Malt, Sylvia	15	* Matharoo, Narinder S	174	* McLaughlin, Reginald	69	* Mirza, Asaf B.	142
* Ludlow, Janet	167	* Malthouse, Christopher L.	184	Mathen, Kim M	94	* McLeay, Adrian J	113	* Mirza, Shiraz H	113
Luff, Brian A.	132	* Malvan, Hugh D.	37	Mather, Timothy J.	119	McLeod, Roderick W	132	* Mirza, Tony	7
Lukey, Francis J	70	* Mama, Steven	114	Mathews, Daniel M	15	* McLoughlin, Shaun	113	Miskin, Nicholas F.G	132
Lumborg, Ronald H	148	* Mammat, Hazel E.	8	Mathews, Jonathan P.	169	McManus, Patrick J.	80	Miskin, Sarah J.	132
* Lumby, Hugh M R.	178	* Manchester, Linda E.	153	* Mathewson, Alen J	183	* McMinnes, Stephen M	104	Misby, Dineshkumar N	19
* Lumsden, Ashley G	120	* Manders, Ian	113	Mathison, Alan	43	* McMurray, Christopher A.	172	* Mitchell, Andrew D.	45
Lundie, Sally	132	Mandeville, Norah M	57	* Matlock, Rodney G	37	* McMurray, Tina	174	* Mitchell, Andrew M.	153
Lupton, Sally A	150	* Mangat, Kulwant S.	138	Mattey, Sharon L.	126	McNally, Timothy J.	167	Mitchell, Cyril J	132
Lusher, Peter A.	8	* Mangat, Niranjana S.	73	* Matthews, Brian J	149	* McNaught-Davis, Charles	177	Mitchell, Elisabeth L	131
Lutgen, Pamela M.	33	* Mannheim, Vivienne H.	44	* Matthews, Graeme S	93	* McNeice, Celia P.	51	* Mitchell, Ian K C.	93
Lutrin, Zena S	184	* Manion, David H.	66	* Matthews, Jean M.	148	* McNeil, Elizabeth	177	* Mitchell, Jean H	86
* Lynch, Georgina J	143	* Mankerty, John	13	* Matthews, Rupert O	114	* McNicholas, Kevin J	154	* Mitchell, John W	46
* Lynch, Noel T	8	* Mankerty, Juliet F	15	Matthews, Simon R.	103	* McShee, Nicholas C	58	* Mitchell, Patrick R.	119
* Lynch, Paul K J	98	* Manley, Patrick J.	3	Matthews, Terence F.	88	McWhinnie, Sean L.W.	94	* Mitchell, Paula E	58
* Lyne, Patricia M.	80	* Manley, Ronald	138	* Mattingly, Alexander W	50	Meaby, Charles R.P.G	138	* Mitchell, Timothy J	184
Lyon, Ardon J	33	* Mann, Amritpal S.	99	Maxted, Celya A	64	Meaby, Khatuja S.B.	32	Mitchell, William L	3
Lyon, Ian C S	19	* Mann, Eliza P	155	Maxwell, John M	162	* Mead, Dudley S.	39	Mitra, Dilip K.	8
* Lyon, Michael J	20	* Mann, Ian H	99	Maxwell, Kenneth J A	150	* Mead, Margaret V	38	* Mitzan, Syed A	168
* Lyon, Victor	9	* Mann, Laurence N.	148	Maxwell, Paul	168	Meadowcroft, Robert S.	174	* Mizzi, Kenneth A	154
* Lyons, Gerard A	173	* Mann, Rajinder S	43	May, Peter R	58	Mears, William	21	* Moffitt, Keith	34
* Lyons, Kitty	9	* Mann, Stephen A	50	Maycock, John B.	43	Measure, Maureen C.C.	174	Mohammed, Azwar	20
Maaten, Julius	177	* Manners, Anthony L	149	Maydwell, John R.	28	Measure, William J.	172	Mohammed, Ishaq	19
MacArthur, Donald N.	21	* Manning, John C.	108	Mayer, Ann	149	Mediratta, Amrit L	80	* Mohan, Man	126
* Macaulay, Edith J C	132	* Manning, Lucille J	144	Mayer, Helen	33	Medway, John R.	119	Moir, John A W.	63
* Macaulay, Heather	33	* Manning, Thelma A.	26	Mayers, Patrick G	108	* Mee, Paul R	37	Moir, Richard J.	178
* Macconnick, William A.M.	25	* Mannion, Michael J	131	Mayhew, Walter T	58	* Meehan, Denis E	178	Molesworth, Stephen L	33
* Macdonald, Francis M.	144	* Manro, Shital	44	Maze, Brian I	137	* Meehan, George F.	76	Molesworth, William J C.	75
Macdonald, John	34	* Mansell, Charles J	161	Mbonye, Maria I.	142	Meers, Cecelia M V.	58	* Mollett, Anthony G	149
Macdonald, Sonia J	143	* Mansell, Margaret R.	38	McAllister, Malcolm K	149	* Mehter, Ahmed	65	Molloy, Angela C.	154
Macdonald, Terence C.	137	Mansell, Susan F.	162	McAllister, Daphne	65	Meidan, Sara	103	* Moloney, Columbus M	22
Macdougall, Catherine	75	Mansfield, Barbara J.	132	McAllister, Sarah L.	59	Meiklejohn, Christina L V.	45	* Moloney, Stephen J	168
* Macdougall, William F	75	Mansfield, Charles L.	121	* McAlmont, Anthony B	137	Meisner, Sean	174	* Mond, Gary S	109
Macewan, Alastair W	20	Mansfield, Kenneth C	74	* McAndrew, Kenneth	15	Meldrum, Jacqueline A	121	* Monk, Audrey P.	93
MacFarlane, David C N	109	Mansfield, Patricia L	74	McAskie, Peter H	74	* Mele, Maureen A	119	* Monk, Lorraine	63
Macfoy, Ioko N.	65	Mansfield, Rosaleen M.	121	* McAulay Green, Esther	119	Melia, Peter J.	3	Monks, Anna M.	132
MacHugh, Wendy E.	21	* Manson, Barrie R.	9	* McAulley, Conor M	136	* Mellor, Russell L	26	Monks, Kevin J.	149
Macintosh, Andrew S.	52	Manson, Joy R	9	McBrayne, Alison E	142	* Melville, Abigail	120	Montford, David C	13
Macintosh, Tina E.	50	Mantell, Douglas M.	39	* McBride, David	27	Melville, Adam J.	114	Montford, Françoise J.	13
MacKay, Ian F	126	Manton, Charles W E	161	* McCabe, Peter J	132	* Melvin, Lorraine K	168	Montgomery, George M A	88
MacKay, Robert T.R	177	Maravala, Fareedoon K.	143	* McCafferty, John	64	Melzack, Henry J	22	* Montgomery, Lindsay	65
MacKeith, Elizabeth M.	183	Marchant, Howard	149	McCarty, Danny	155	* Mennear, Karl A	32	Moody, Joan E	143
MacKenzie, Bruce W D	178	Marchant, Margaret M.L.	50	* McCarty, Patricia C.	184	* Mepsted, Dorothy O	58	* Moore, Alison	8
* MacKenzie, Elizabeth G	150	Marchen, Steve	74	* McCartney, Joanne	52	Merson, Betsy W	98	Moore, Catriona M	118
MacKenzie-Shannon, Rodney D	99	Marder, Barnaby J.L.	149	McCauley, Richard Y.	172	* Mervis, Margaret	179	* Moore, Cormach J	22
MacKenzie-Smith, Alexander W	121	Marder, Pamela L	149	McCausland, Piers C	178	* Methven, Shonagh	104	* Moore, Gavin F.	125
Mackey, David	63	Mardner, Clive B	56	McCole, John	87	Metzger, Maureen	149	Moore, Gary	104
MacKie, Richard T	162	* Margaret Sandra	127	* McCole, Sheila A	88	Metzner, Robin C	184	Moorthy, Arambamoorthy T	114
MacKinnay, Harold A	149	Marikar, Ahmed	80	* McCombie, Paul J	38	* Meyer, Nigel L	88	Mordsh, Pearl H.A.	22
* MacKinney, Georgina	150	Marion, Mathew	136	McConnell, John N	155	Mgaza, Maureen	65	Morgan, David	44
* MacKinney, Keith	150	Markic, Branko	155	McConnell, Robert S.	119	Miah, Faruk	64	* Morgan, Jacqueline L.	150
MacKlin, Eileen W	21	Markovitch, Rochelle L.	142	* McCourt, Ruairi A.	103	Miah, Hilal	168	* Morgan, John G.	161
MacKlin, George T.	21	* Marks, Sandra	104	McCree, Clinton V	25	Miah, Mostofa	168	Morgan, Jonathan	33
MacKover, Elaine B.	34	* Marney, Raymond V.	168	McCully, Raymond G	50	* Miah, Raja	268	* Morgan, Richard A	13
MacLaren, Colleen	76	Marno, Penelope M.	51	* McDermott, Evelyn G.	178	Mi'an, Abdul K	172	Morgan, Samuel D.	144
MacLaren, Jace C	76	Marquand, Charles N.H.	32	* McDermott, Eric G	21	* Michael, Alex C A	25	* Morgan-Thomas, Huw M.	174
MacLaren, Jane S.	155	Marnott, Maureen P.	126	McDonald, Hannah J	155	Michel, Carl H.	110	* Morgan-Watts, Andrew	99
Macleod, Angus M.	50	Marriott, Pauline E.	31	McDonald, Heather E.	114	* Mitchell, Ian R	114	Morah, Joseph	70
MacLeod, Fiona J	52	* Marshall, Brian N	63	* McDonald, Ian R	114	* Middleburgh, Sidney	143	Morland, Laura	121
MacLeod, Mary B	45	Marsh, Frank A.S	143	McDonald, Margaret T	94	Middleton, Henry	59	Morley, Brendan M	136
MacLeod, Sheila M.	52	Marsh, Marcus G.	149	McDonald, Peter L	94	Middleton, Jeremy StJ	113	Morley, Geoffrey	39
Macmillan, Elizabeth A.	105	* Marsh, Quentin	58	* McDonnell, Leslie F	177	* Middleton, Maureen B.	64	Morley, Linda	100
Macnoughton, Patricia A	153	Marsh, Ronald	8	* McDonnell, Margaret I.	104	Middleton, Philip D.	103	Morphakiss, Androulla	50
* Macphail, Alasdair C.M	52	Marshall, Adrian S	25	McDonough, Samantha L.C.	156	Miles, Albert G.	26	Morrell, Brian	75
Macpherson, Andrea L.	113	Marshall, Alan V.	126	McDougall, Malcolm H	149	* Miles, Alec G.	57	Morris, Andrew R	118
Macpherson, Mary W.	27	* Marshall, Andrew	31	McElarney, Geraldine F	173	* Miles, Brian A	149	Morris, Charles T.	86
* Macrae, Alistair T	58	Marshall, David J.	93	McElarney, Michael J	143	* Miles, David S	3	Morris, Keith A	92
Macveigh, Joseph	88	Marshall, Derek	183	McElroy, Dominic P.	179	* Miles, Deborah	43	Morris, Laurane	52
Madge, William C	144	* Marshall, Harvey C J	182	* McEwan, Martin J	118	* Miles, Dudley R.A.	31	Morris, Lawrence S	33
Madrell, Andre C	25	* Marshall, Janet A.	39	* McFadyen, Linda R	7	* Miles, Eileen	156	Morris, Martin	119
* Magnowska, Christine R	45	Marshall, John L	8	* McGarrigle, Kathleen A	125	* Miles, Gary M	160	Morris, Norma F	109
Magrath, Ian M.	26	Marshall, Michael J P	7	McGee, Terence J	51	* Miles, Jeremy J.	82	* Morris, Paul G	126
Maguire, Peter	93	Marshall, Myrtle D	44	McGingley, Ann V	64	* Miles, Michael G.	132	* Morris, Peter J.R.	15
* Mahal, Manjit S	45	Marshall, Philip	120	McGinty, Dorothy L	45	* Miles, Pauline	39	Morris, Philip A C	148
* Mahood, Khalid	81	* Marshall, Roderick P.	93	* McGladdery, David P	136	Millar, Bernard A	75	Morris, Russell C.	75
* Mahon, Eamonn M	86	Marshall, Shelagh A	94	* McGlone, Paul	119	Millard, Andrew C G.	39	Morris, Stanley W	105
Mailey, Michael J.	3	* Martin, Andrew P	143	McGonagle, Catherine A.	57	* Millard, Derek G.	39	* Morrison, Archibald A.	92
* Maines, Christopher S.	27	Martin, Barbara I.	172	McGovern, Cyril A	21	Miller, Alan B	24	* Morrison, Clive W.	51
* Mainwaring, Julia	168	Martin, Barrie P.	168	McGowan, Stuart G.	52	* Miller, Anthony H J	46	* Morrison, Pauline S.	126
Mair, Peter R.B	33	* Martin, Eunice M.	133	McGrath, Kathleen M.B	100	* Miller, Bonnie	64	Morrissey, Honora	24
Maisey, Elizabeth M	58	Martin, Gareth P.	153	McGrath, Patricia M.J.B	100	* Miller, Brian P	148	* Morse, John V.	92
Maisey, Raymond	59	* Martin, Gary P	183	McGregor, Gerald	100	* Miller, Henry E	86	* Morse, Victoria E	58
Majid, Hafiz	142	Martin, Geoffrey	149	* McGuinness, Patricia	65	* Miller, Jill A.	149	* Morris, Peter J	132
* Majumdar, Ketan K	7	Marin, Geoffrey C	161	* McGuirk, Katherine M.	9	* Miller, John R.	38	Morton, Clive W	173
* Major, John R.	92	Martin, Jose O.	128	* McGuirk, Mary P.	8	* Miller, Jonathan	7	* Morton, Kevin V.	167
* Majumdar, Margaret J.	43	Martin, Joyce	154	McHale, Paul E	168	* Miller, Keith	155	Morton, Peter J.	64
* Makranji, Narendra	75	* Martin, Keith J.	160	* McHugh, Kirsty E.	119	* Miller, Lynda	167	Morton, Stephen	162
Makepeace, Miriam A.	126	* Martin, Milton	172	* McInerney, Dermot T A	155	* Miller, Michael J.	82	* Mortuza, Ghulam	168
* Makin, Russell J.	132	Martin, Robert L.	50	McInnes, David J	127	* Miller, Roy T	38	* Moseley, Manan O	59
Malakouina, Andrew	51	Martin, Rosina G.	87	* McIntosh, John MCK	93	* Mills, Allen J.	70	Moser, Philip C H	31
Malhotra, Seema	98	Martin-Kaye, Jayne E	179	McIntosh, John MCK	108	* Mills, Douglas S	64	Moss, Alastair M.	184
Malik, Abdul	168	Martin-Kaye, Joanna L	178	McIntyre, William G	142	* Mills, Elizabeth	99	Moss, Anthony G	38
* Malik, Irfan S	65	Martindale, Peter J	185	McKay, Helen A.	46	* Mills, John A.D.	32	Moss, Bernard H	34
Malik, Munir	26	Martins, Renato T	89	McKay, Kate	85	* Mills, Mary	57	Moss, Gail	133
Malik, Shahnaz S	174	Marönus, Derek	98	McKay, Patrick A.	127	* Mills, Philip J	127	Moss, Kenneth W.	81

Moss, Leslie N	81	Newman, Kate	127	Ockendon, Colin S	127	Parkin, Brian	133	Peltier, Mary	59
* Mote, Charles C	81	Newman, Philip	93	Ockendon, Joyce B	126	* Parkin, Raymond B	3	* Pemberton, Frank F.	155
* Moth, Harold W.	143	Newmark, Brooks	155	Odemo, Yemi	178	Parks, Dennis W	15	Pembroke, Robert S	3
Moth, Sheila M	143	Newmark, Lucy M.	154	Oelman, Timothy	81	* Parmar, Jarnan S	126	Pendry, Ienina R	106
Motherdale, Antony G	184	* Newstead, James G	138	Oelmen, Joseph G.	183	Parmar, Naginbhai B.	21	Pendry, Peter G	21
Motherdale, Roger S.	74	* Newton, Leonard S	15	Ogunwobi, Sunday A	65	* Parmar, Shatrugham S	143	Penning, Colin	98
Mowatt, Alan J.	163	* Newton, Richard A.	57	Ohan, John C.	120	* Parnaby, William J.	9	* Peppercell, Michael J.	182
Moxon, Beryl R	163	* Newton, Sarah J.	39	Old, Graham D.	8	* Parry, Clive D.	119	* Peppiatt, Quintin	138
Moyes, Martin R.C.	103	* Ng, Mee L.	126	Oldhamstead, Shirley	154	* Parsonage, Neville G	94	* Perdesi, Ram K.	45
* Moylan, Daniel M.G	109	* Nichol, Rupert C.F	115	Oldman, Michael	27	* Parsons, Elizabeth L.P.	149	* Peretz, Bernard V	65
Mudhar, Ranjit S	142	* Nicholas, Mary W.	184	* Olefara, Lazarus M C	65	* Parsons, Marion M.	110	Perfect, Stephen E	14
Mudie, Kathleen G	172	* Nicholas, Patricia A.	100	Olende, Christine J	174	* Parsons, Patricia M.	183	* Perfect, Wendy J	15
Muench, Denis	100	* Nicholls, Richard H	184	* Ollis, Andrew R.	81	* Partridge, Ann	13	Perkins, Alastair S.	46
Muggeridge, Raymond L.J	105	* Nicholson, Greer C	143	Olive, Amelia M	143	* Partridge, Derek W	154	Perrett-Hodson, Rita J.	156
* Mughal, Rifaat	76	* Nicholson, Sidney T	58	Oliver, Michael P.M	43	* Paschoud, John	126	Perrin, Julie C	69
Muir, Graham P	70	* Nicholson, William G.	64	Oliver, Barbara M	43	* Pashby, Nicolette A.	142	Perrin, Raymond A	148
Mukhtopadhyay, Catherine U	121	* Nickolay, John W.	81	* Oliver, Brian W.	14	* Passey, Ronald J.	14	* Perrin, Trevor V	14
Mulberg, Jonathan D.	8	* Nickolay, Lily J.	82	* Oliver, Christopher J.	88	* Passmore, Gordon S	178	Perritt, Barbara J	167
* Mulla, Abdul G.	64	* Nicoll, Alexander J McD	184	Oliver, Grace	70	* Patel, Arvindbhai V	22	* Perry, Ian P.	105
Muller, Carl P	38	* Nicolle, David J	15	Oliver, Marcus S	27	* Patel, Ashok	70	* Perry, Ian	39
Muller, Julian L	99	* Nielsen, Carl J	93	* Ollerenshaw, Eric	65	* Patel, Asif	65	* Perry, Jane A	38
Mulliner, Eden L	88	* Nightingale, Patricia	32	Olley, Barry J.	126	* Patel, Bharni	64	* Perry, Jason S.	43
Mulliner, Madge V.	87	* Nijhar, Inderjeet S	45	* Olliffe, Betty F	155	* Patel, Bhiku M	22	* Perry, William J	43
Mullington, Christopher	172	* Niles, Shantina S	163	* Olliver, Victoria E.	104	* Patel, Chandrakant C.	22	* Persaud, Tullash	22
* Mullaeady, Sally	63	* Nixon, Graham R	148	* Olszewski, Richard J	33	* Patel, Chandubhai J	22	* Peters, David R.S	51
* Mulrenan, John A	126	* Nixon, Stephen K.	133	* Onokah, Margaret C	9	* Patel, Dipak K.M	95	* Peters, Graem	25
* Mumford, James P.J S.	150	* Nhaji, Theresa U.	182	* Onuegbu, Crada N.	126	* Patel, Haribhai C.	133	* Peters, Hettie V	65
Muncey, Gavin J.	132	* Noakes, David	155	* Oram, David A.	4	* Patel, Harihar	22	* Peters, Rosemarie	167
* Munday, Eric A	87	* Noble, Lorna	7	* Oram, Linda C	154	* Patel, Harshadbhai B	21	* Peterson, Anne J	142
* Munday, Jonathan E L	108	* Nolan, Liam T.	114	* Orchard, Douglas	149	* Patel, Jayanti	76	* Pethen, Joan	131
Mundlak, Blanche	33	* Nolan, Suzanne M	144	* Orhan, Ayfer	50	* Patel, Jaydeep K	82	Petre, Nigel J	163
Mundy, Richard C.	148	* Nolder, Anthony	46	* Ormond, Jocelyn L.	70	* Patel, Kantabai M	58	Petrides, Alan B	179
* Munn, Thomas I	132	* Noor, Faiz A	142	* Orr, Brian H	22	* Patel, Kantubhai J.	22	* Pettit, Rosemary	109
Munro, Catriona M.	104	* Norman, Douglas A	173	* Orrin, Pauline V.E.	88	* Patel, Kantilal S.	8	* Pharoah, Andrew J	25
Munro, Victoria L	65	* Norman, Elaine	144	* Orrin, Thomas W	88	* Patel, Kirit K	7	* Phelan, Anthony M.	50
Murgett, Heather	81	* Norman, Henrietta	177	* Orsulik, Michael A	52	* Patel, Maganbhai G	144	* Phelan, Michael P.J	37
Murphy, Philip	76	* Norman, Philip F	31	* Orton, Nuola	150	* Patel, Mahendra	81	* Phelps, Barry	109
Murphy, Anne	64	* Norris, Kenneth M.J.	153	* Osborn, Bryan M.	4	* Patel, Manibhai D	22	* Phierster, Monica	172
Murphy, Catherine S.	64	* Norris, Michael J.	27	* Osborn, Joyce	81	* Patel, Manji K	80	* Phibbs, Richard H.W.N.	184
* Murphy, Christopher M	51	* North, Joan M	39	* Osborne, Paul S	82	* Patel, Navinchandra R.	21	* Phillips, Anthony R	26
* Murphy, Glenn M	45	* North, Laurence G.	132	* Osborne, Kathleen	75	* Patel, Prafulla C.	9	* Phillips, Charles	26
* Murphy, John	98	* Northcott, David B.	103	* Osborne, Peter K.	93	* Patel, Rameshchandra S.	21	* Phillips, Christopher W.S	58
* Murphy, Laura	59	* Northover, John M	75	* Osbourne, Derek R	113	* Patel, Sanjaykumar	20	* Phillips, David J	64
* Murphy, Matthew J	13	* Northover, Lindsay P.G.	75	* Ostland, David J	40	* Patel, Surendra	142	* Phillips, Elizabeth J	172
* Murphy, Oliver P	45	* Norton, Henry J.	39	* Osman, David A	49	* Paterson, Ian A	172	* Phillips, Josephine	137
* Murphy, Patricia	98	* Norton, William G D	168	* Osman, Helen	50	* Paterson, Lauren T.	177	* Phillips, Mary	9
* Murray, Diana S	174	* Norwin, Benjamin B.	86	* Oswell, John L	93	* Pathak, Atul	99	* Phillips, Sarah J	59
* Murray, Diane	45	* Nottingham, Ian	31	* Oteli, Iheoma E.U.	185	* Pathak, Bharat	142	* Phillips, Stephen G.B.	155
* Murshid, Khan A N	167	* Nottingham, Mark E.	126	* Otter, James K	58	* Pathak, Rabindara N	44	* Piacquadio, Giulio	64
* Muraako, Gabriel U.	13	* Novick, Benjamin A.	80	* Ottery, Edward	57	* Patient, Richard J.	121	* Pickford, Anthony J	4
* Mussett, Edward T.A.	4	* Nowell, David A.	8	* Ouseley, Stuart J	92	* Patient, Royston A.J	4	* Picking, Bruce G.	103
* Must, Emma E	120	* Noyce, Christopher D	81	* Outen, Brian A	44	* Patil, Madhavrao N	44	* Pickover, John S	131
* Mustafa, Ahmet	51	* Nunn, Robert P.M	94	* Overy, Bella S.J.	161	* Paton, Joyce G	131	* Pickthorn, John E J	71
* Mutton, Caroline E	93	* Nunn-Price, Norman H	95	* Overy, Peter J	163	* Patnick, Dorothy E.	109	* Pictou, David J G	59
* Myers, Ian R.	33	* Nye, Roderick C.	183	* Owaka, Rosaline E	20	* Patnick, Sharon R.	64	* Picon, Eleanor M.	125
* Mylod, John C	88	* Nyman, Ruth J.	9	* Owaka, Smart O	20	* Pattenden, Clifford D.	93	* Pidgeon, Beryl C	162
* Mytoll, Muriel P	89	* O'Boyle, John A.	132	* Owen, Frances	109	* Pattenden, Mark S.	56	* Pidgeon, Caroline V.	155
* Mynott, Patricia M.	154	* O'Brien, Jonathan S A.	182	* Owen, Alan E	32	* Patterson, Alan E	33	* Pidoux, Christopher J	43
* Nadarajah, Anton I	131	* O'Brien, Pamela V	21	* Owen, Patricia	69	* Patterson, David	177	* Pidoux, Michael G	43
* Nadofski, Nigel R.	138	* O'Brien, Richard	185	* Owen-Jones, David R	178	* Patterson, William	43	* Pien, Carol I	15
* Naghar, Yasman	8	* O'Brien, Roger	120	* Owens, Maureen J	120	* Pattison, Jeremy R	9	* Pier, Maxine L	14
* Naish, Lilian V	154	* O'Connell, Donald	45	* Oxwilde, Alexander	112	* Paterson, Judith E.	32	* Pierpoint, Stephen J	172
* Naish, Toby W	178	* O'Connell, Lesley F	162	* Oxford, Christopher A.	131	* Patton, Guy J.	7	* Pike, Alison J	161
* Nandhra, Prakash K	81	* O'Connell, Peter G	119	* Oza, Mahendra	104	* Paul, Kamal K	120	* Pike, Michael V	162
* Nanda, Rupinder	138	* O'Connor, Conal P.	19	* Pace, Anthony P	4	* Paulino, Victor A	161	* Pilling-Lindsell, Garth H	162
* Napper, Polly A	8	* O'Connor, Martin J.	174	* Pack, Mark A.	75	* Pawlin, Colin	70	* Pilling, Eric S.	162
* Naqvi, Syed A.A.	131	* O'Connor, Mary A.	92	* Pack, Michael	46	* Pawley, Roger G	127	* Pinger, Christopher	155
* Nash, Graham	153	* O'Connor, Michael	44	* Packer, Andrew	7	* Payling, Diane M	99	* Pincus, Jonathan D.	20
* Nash, Paul D.	26	* O'Connor, Phillip M	93	* Packer, Richard J.	87	* Payne, Charles E	182	* Pindar, John	121
* Nasim, Mohammed M	173	* O'Connor, William	66	* Packer, Rosamund A.	31	* Payne, Christopher G	45	* Pirkava, Pavel	119
* Natelson, Solomon O	9	* O'Day, Deirdre K	108	* Padake, Helen M	115	* Payne, David W	93	* Pinnington, Judith	58
* Nathan, Peter D.	99	* O'Dell, Phillip W	81	* Padmore, Stephen	127	* Payne, Ian G.	39	* Pipe, Jules	65
* Natt, Madhvi	31	* O'Donnell, Dominic G.	38	* Pagan, Diana M.	45	* Payne, Margaret	45	* Pipe, Patricia E.M	148
* Natt, Malkjit S.	137	* O'Donnell, Michael A. J.	9	* Page, Ian G	127	* Payne, Mark	58	* Pitman, Anne M.	143
* Navassardian, Jean	108	* O'Driscoll, Rtcarda A J	32	* Page, Judith C	126	* Payton, John R	94	* Pitt, Allen R.	121
* Naylor, Edgar M	114	* O'Flaherty, Timothy	163	* Page, Mark L.	182	* Pearce, Matthew D.	80	* Pitt, Peter S	98
* Neale, Russell P	167	* O'Flynn, Denis R.	87	* Page, Patricia E.	98	* Peach, Andrew W.	92	* Pitz, Nicholas	132
* Neary, Danny J	49	* O'Gara, Michael N.	121	* Paggi-Brown, Nicholas	109	* Peach, John S.K	44	* Plessier, Caroline A.	133
* Neave, Bruce G	103	* O'Hare, Ann V	109	* Pais, Sylvester M.	52	* Peacock, Ian C.	65	* Plessier, Marc J-Y	131
* Needham, Deborah A	94	* O'Hare, Nicholas	14	* Paleologos, George	50	* Peacock, Sheila S.	76	* Plouviez, Emma M	65
* Neighbour, Brian T.	93	* O'Kane, Sean C	162	* Palin, Susan J.	9	* Peake, Edmund R.B	143	* Pocock, Beryl R	39
* Neill, John McG	88	* O'Kelly, Richard M R.	26	* Palmer, Brian J	26	* Pearce, Anne M D	52	* Pocock, Laurence R	27
* Neill, Robert J.M.	168	* O'Leary, Christopher P	64	* Palmer, Fiona A	33	* Pearce, Beverley A	9	* Pogg, Ann K	162
* Nelson-Hansen, Mary	172	* O'Leary, Hugh R.	58	* Palmer, Geoffrey	65	* Pearce, David J.	142	* Pollard, Breatrice A.	38
* Neimer, Ann F.	148	* O'Mara, Maureen	59	* Palmer, Matthew R	110	* Pearce, Dennis	133	* Pollinger, Christine L	174
* Nelke, Peter A	20	* O'Neill, James J	93	* Palmer, Monroe E	7	* Pearce, Dons J	154	* Pollock, Hamisk J C	162
* Nelson, Harold J S	51	* O'Neill, Joseph M P	45	* Palmer, Stephen P.	100	* Pearce, Elizabeth A	144	* Polydorou, Susan A	27
* Nelson-Jones, John A	132	* O'Neill, Keith R.	132	* Palmer, Susette S.	7	* Pearce, Michael C.	150	* Pond, Colin T.W	4
* Nelson-Tomsen, Keith D	82	* O'Neill, Margaret A.	14	* Pandya, Robert M.	109	* Pearce, Michelle E	156	* Ponikver, Duncan R	162
* Nemeth, Cyril	183	* O'Neill, Teresa A.J	13	* Pandya, Rajendra	114	* Pearce, Patricia E	132	* Poole, Gordon F	121
* Nerva, Neil B	21	* O'Reilly, Rita	172	* Pantling, Martin J	167	* Pearce, Robert	103	* Poole, Janet L.	121
* Neubert, Jolyon N	69	* O'Reilly, Sheila A.	80	* Papasawa, Jack K.	20	* Pearce, Simon N C	136	* Pooley, Brenda W.	126
* Neuner, Mary K	74	* O'Shea, Anne	95	* Papworth, Enc N.G	143	* Pearce, Terence	150	* Poorun, Storm S.	156
* Neville, Barry P	8	* O'Shea, James P	143	* Parameswaran, Kandaswami	39	* Pearce, Teresa	14	* Poorun, Swadesh	106
* Neville, Terence F	52	* O'Shea, John A	125	* Parana-Hetty, Jerry H.	66	* Pearson, Frances E.	64	* Poorun, Swadesh	155
* Newbigging, Lancelot R.	100	* O'Sullivan, Brian R	56	* Parany, Aniel	7	* Pearson, Keith B.	37	* Poorun, Tamra M	154
* Newbrook, Benjamin	33	* O'Sullivan, James R	21	* Pardee, Jonathan F.	34	* Pearson, Philip	63	* Pope, Geoffrey R	149
* Newbrook, Herbert J	34	* O'Sullivan, Patrick J.	183	* Pardee, Lawrence K	20	* Pearson-Close, Rebecca H	28	* Pope, Robert	108
* Newby, Christian	63	* O'Sullivan, Sean	20	* Parham, John E	119	* Pease, Rosamund D.B	110	* Poppe, Ruth	160
* Newby, Richard M.	154	* Oakes, Sheila M.	32	* Parish, Alfred E	25	* Peel, Patricia M	105	* Porter, Adam	45
* Newcombe, Richard W	143	* Oakley, Miranda M E.	44	* Parkash, Ayodhiya	143	* Pegg, Alan E	127	* Porter, David R.	148
* Newell, Coral A.	155	* Oakley, Paul J	126	* Parker, Gary	58	* Pegg, John R	13	* Porter, Frederick J	126
* Newing, Paul	126	* Oakley, Rosalind	182	* Parker, Ian J.	39	* Peglar, Maureen H.	162	* Porter, Jeffrey W	3
* Newland, Hilda	126	* Oatway, Susan J.	74	* Parker, Jane	39	* Peirce, Anne	154	* Porter, John C	87
* Newman, Anthony J.	40	* Oba, Gbola D	58	* Parker, Stanley R.	31	* Pellaumail, Karine	75	* Porter, Richard A.O	46
* Newman, Catherine R.	26	* Obaze, David E.R	183	* Parkes, Simon B	64	* Pelling, Andrew J	38	* Portwood, Philip J.	46

Postles, Barbara M.	137	Rahman, Motiur	167	Richardson, Rev. Neill	44	Rudd, Julian D	149	Schofield, David L	50
Postles, Graham E	137	Ralph, Bonita	133	Richardson, Sally	113	Ruddock, Angela M	154	Schofield, Dominic J.	34
* Poston, Dermot D	57	Ramsaran, Ranjit	82	Richardson, Carl A.	75	Rudin, Alison M	94	Schofield, Margaret H	49
Potkins, Edwin D.	143	Ramsay, Patricia A	167	Ricketts, Robert A	33	Rudkin, Peter T	160	* Schopflin, Jane	32
* Potter, Cheryl	13	Randall Johnson, Peter A	153	Ridge, Elizabeth M.M	114	* Rudolf, Nathaniel D	7	* Schrader, Colin M	114
Potter, Harry D	58	Randall, Claude S N	121	Ridley, Patrick D	86	Ruffell, Lisa G.J	104	Schwartz, Rodney S.	109
* Potts, Ian M	44	Randall, Pamela A.	39	Rigby, Agnes	14	* Ruiz, Sarah J.	136	Scopes, Peter G	13
* Poulsen, Sylvia A	173	Randall, Peter C.	160	* Riley, James C.	138	Rumney, Philip C.	133	Scotney, Josepha G	52
Poulter, Jeffrey R	32	* Rands, Neil D.G	22	Riley, Jennifer G.A.	39	Rundell, Douglas J	4	Scott, Andrew	22
Povah, Brigid M	8	Rankin Frost, Alison	44	Riley, Timothy	8	* Rush, Valerie M	3	Scott, Anthony D H	93
* Powell, Carol A.	103	Rapley, Ian A	148	Risborough, Louise M	162	Russell, Mary E.J.M	9	Scott, Christine J	86
Powell, Malcolm R	103	Rapley, Sarah J	43	Risley, Simon	69	* Russell, Naomi	63	Scott, David A.H	45
* Powell, Maria	105	Rashbrook, Ian W	15	Risner, Pamela J.	148	Russell, Nicholas L.	174	Scott, David G	89
* Powell, Richard H	168	* Rathbone, Jenny A	103	* Ritchie, Anthony G.	156	* Russell, Nicola	185	* Scott, Doreen	104
* Powell, Sally	71	Rator, Ashok K.	95	Ritchie, Gordon B	109	Russell, Robert	120	Scott, Henry G	94
* Powell-Tuck, Justin D.	184	Rattray, John M.	177	* Ritchie, Shireen O	108	* Rust, Peter B	50	* Scott, Keith J	58
Power, Doreen I	46	* Rattray, John P	19	Ritner, Mark A.H.	104	Rustad, Paul R.	98	* Scott, Lee	143
* Power, Terence P	3	Raval, Dave B.	119	Riviere, Katherine	179	Ruxton, Carrie H	32	Scott, Maureen A	87
Downey, James E	20	Raven, Hugh J E.	109	Rizvi, Mohammad	21	* Ruxton, Ian B.	163	Scott, Mjika	104
* Poyser, Pamela J.	148	Rawana, Sabelo	92	Rizvi, Roxana	156	Ruxton, Thomas	174	Scott, Nigel P.	75
Prager, Peter L	143	* Rawlings, Barry J	9	* Robb, Colin McN	51	Ryan, Eamon A	20	Scott, Norma C.	94
Prater, Joanne S	125	Rawlinson, Anne M	161	Robbins, Christopher A.	173	* Ryan, Gerry M	40	Scott, Paul W	38
Prater, Tim	125	* Rawlinson, Joan E	3	* Roberts, Ann V.	88	* Ryan, Joyce E.	143	Scott, Peter B	38
Pratt, Douglas	127	Rawlinson, John R.	162	* Roberts, Barry W	138	* Ryan, Kieran P.	45	* Scott, Ralph J	142
Pratt, Julian R.	153	Ray, Nathalie	119	* Roberts, Carol	89	* Ryan, Mary	34	Scott, Roderick F	133
Pratt, Rosemary A	125	Rayment, Richard M.	26	* Roberts, Christopher J	58	* Ryan, Matthew T.M	105	* Scott, Sylvia E	125
Pratt, Simon C	80	Rayment, Stewart G	167	* Roberts, Emerson E.	110	Ryan, Michael J	38	* Scott, Terence C.	126
* Prendergast, David	75	Raymond, Gordon H.	133	* Roberts, Jane E.	32	* Ryan, Patrick T.	39	Scott-Spicer, Gary	76
* Prendergast, Janet M	104	* Raymond-Cox, Ronald C.M	27	* Roberts, Karen A	104	* Rye, Michael J	52	Scottow, Gail D.	142
Prentice, Yvonne W	7	* Rayner, Keith A.	172	* Roberts, Michael C	7	* Ryerson, Peter M	95	* Scowen, Clive R	80
Preston, Arthur J	92	* Rea, Felicity M P	32	* Roberts, Michael J.S	93	Ryle, Zoe	20	Scrine, Joan	51
Price, Bill	50	Rea, Tony S.	182	* Roberts, Nicholas H.	103	Sabbagh, Daniel	120	* Scrivens, Sally A	113
* Price, Brian W.	98	Read, Rachel M.	154	* Roberts, Patricia J	161	Sabin, John R	100	Scott, Alan	14
Price, Christopher J	27	Reader, Peter R.M.	15	* Roberts, Raymond C	182	Sacks, Deborah H.	31	Seaford, Helen C.	32
Price, Derek G.	88	Reader, Thomas	100	* Roberts, Roger D C	163	Saggerson, Alan D	75	Seaman, Florence H	90
Price, Florence A	92	Ready, Kenneth J.	137	* Roberts, Sally A.	70	Sahgal, Jitendra K	143	* Seaman-Digby, Scott M	54
Price, Gregory M.	167	Reardon, Jeffrey A	113	* Roberts, Shani A	94	* Sahota, Gurdeep S.	45	* Searle, Malcolm R.	132
Price, John M.	92	Reay, Julie A.	114	* Roberts, Sharon B.	15	Saile, Allan J.	104	* Sears, Stephen A.	44
Price, Roger J	114	Rebak, David K	51	* Roberts, Timothy J K	8	St Clair, Lindi	57	Seaton-Brown, Jennifer A.	21
* Price, Royston H	44	Rebello, Felix J	46	Robertson, Anne	32	Saint, Dean A.	25	* Seddon, Christopher J	138
Price, Rupert	52	Redcliffe, Paul E.	173	Robertson, Barbara	173	Salama, Farhana	22	Seeff, Deanna	143
Price, Simon N.R.	50	Redden, Richard H.	28	Robertson, Cynthia	69	Salaman, Christopher R	179	Seeff, Geoffrey M	143
* Pritchard, Brian N.C	177	Reddin, Gavin P	179	Robertson, Hugh M.	93	Salaman, Myer R	44	Seets, Patricia	43
Priddey, Cathy	125	* Reddin, Neil R	26	* Robertson, Irene	74	Salaun, Francis P	44	* Segal, Benjamin A	184
Priddle, Keith T	7	Redesdale, Rupert B	32	Robertson, Jean R	13	Salawu, Vanessa	154	Seibe, Astra I	43
Prideaux, Francis M.	182	Redfean-Sinclair, Shane A	119	Robertson-Johnson, Jean	75	Sale, Zoe A	98	* Seidler, John N P	110
Pridham, Eric	161	* Redford, Daniel	80	Robeson, Eileen E.	50	* Salinger, Brian L	8	* Sekhon, Jagir	59
* Priest, Christopher R	113	Reed, Barry Francis	161	Robins, Peter W.	92	Salisbury-Jones, David N	120	* Selbourne, Jillian A	183
Primm, Jeffrey R.	38	Reed, Duncan E S	103	* Robins, Valerie C	94	Salmons, Roger M	74	Selby, Ernest M.	81
Prince, Keith A.	88	Reed, Nicholas J.	27	Robinson, David G.	8	Salter, Paul B	80	Selwood, Lynn A.	26
Prince, Roger	153	Reed, Reginald F.	173	Robinson, Edward H	172	Salisbury, David J.	113	Selous Hodges, Donald M	161
Pringle, Alexander J S	110	Reed, Sean M.	15	Robinson, Graham C	108	Samani, Sanjay	178	* Selvarajah, Carupiah	21
Pringle, Natalie M.	109	* Reed, Steven M.W.	121	Robinson, Joel E	108	Samarasinghe, Mohan R.	9	Sejpal, Neil	119
Prior, David A.	13	Reeder, Ann M.	20	Robinson, Kevin R.	87	Samra, Jagdev S.	45	* Sengupta, Asish	20
Prior, John E	121	Reedy, Francis P.	45	Robinson, Lewis	119	Samra, Resham	44	* Senior, John G B.	178
Pritchard, Susan B.	110	Rees, Christopher D.	20	Robinson, Maureen J.	58	* Samuel, Geoffrey J	148	Sequeira, Neva	37
Pritchard-Gordon, Angus	155	Rees, Hefin	70	* Robinson, Roger L.	33	* Samuel, Mark R.L.	38	Serai, Krit G.S	172
Pritchett, Michael	32	Rees, Matthew F	115	Robinson, Roy S	127	* Sandbach, Colin J	74	Segeant, Lewis C.	58
Pritchett, Simon J.A.	160	* Rees-Mogg, Gilban	183	Robinson, William A.	137	Sandbach, James P.C	108	Serter, Kathleen	39
Proctor, Ronald F	148	Reese, Alan J.M	104	Robson, Christine	108	Sanders, Darren	118	Seth, Nikhil	182
Probert, David C	184	Reese, Margaret D.	103	* Rochford, Paul N	87	Sanders, Moira R	179	* Seymour, Anthony H.	81
Prowse, Robert G	82	Reeve, George R	50	* Rodin, Jeffrey L	49	Sanders, Toby	25	Shadboit, Gillian	46
* Pryce, Christopher J	105	Reeve, Margaret	14	Rodwell, Shirley J	9	Sanderson, Ian V	87	Shafiq, Mohammed	172
Pryor, Roger K	15	Reeve, Scott	76	Roe, Michael C	131	Sanderson, James R	7	Shah, Navin	81
* Puddifoot, Raymond J	94	Reeves, Alford T.	104	Roffe, Martin A	57	Sandford, Brenda E A	7	Shah, Rajeshri N	21
Pugh, Ceia	69	Reeves, Brian	136	Rogers, Bradley S.	149	Sandford, David B	80	Shah, Rattlal D.B	80
Pugh, Louise N	133	* Reeves, Brian R	44	Rogers, Dean P.	148	* Sandhu, Devinder	98	Shah, Belinda	81
Pugsley, Gregory	98	Regan, June D M	44	Rogers, Duncan W	80	* Sands, Jennifer M	103	* Shaha, Alam	154
Pullen, Brenda	37	Rehman, Abdul	22	Rogers, Paul G.	7	* Sandys, Duncan J W.	184	* Shahzad, Ahmad	22
Purdon, Amanda J.	155	Reid, Andrew R.	184	Roland, Peter N.	113	* Sarda, Abdul A	167	Shaikh, Eayor	168
Purkis, Nicholas J	172	* Reid, Barbara A.	100	* Rolfe, John A.	33	* Sargeant, Gillian W.	7	Shaikh, Mohammed A	63
* Purnell, Christopher A.	27	Reid, Helen	50	* Roman, Lynette M	51	* Sargeant, Timothy C	121	Shaikh, Safer A	145
* Purnell, Christopher W	86	* Reid, Ian A.	114	* Roman, Richard D	80	* Sarguroh, Akberkhan M	19	Shaikh, Shuja	64
Purmann, Regina E	127	* Reid, Katharine M.	114	Rooke, Elizabeth A	114	Saroor, Vaneeta	109	Shakespeare, Anthony J.	121
Pursey, Mark	64	Reid, Leslie R.	88	Rorison, James A	103	* Sartan, Vaneeta	64	* Shakoor, Abdul	138
Pycock, Graham H	121	Reilly, Christopher A	177	Rose, Amanda	150	* Sathianesan, Paul D.	138	Shanley, Guy	109
Pyke-Lees, John W	132	* Reith, Barbara	87	Rose, Harvey B.	45	* Sattar-Butt, Abdul	20	* Shannon, Robert W.F	109
Pym, Leslie J	9	Rendell, Margherita N	183	Rose, Ivan F.	109	Satterthwaite, Julian J	76	* Shannon, Roland G	154
Pyne, Russell D	177	Rennie, John B.	82	Rose, Margaret	46	* Saunders, Colleen	160	Shapps, Belinda	32
Quaino, Harry	21	Rennie, Neil R.	133	Rose, Sally M	8	Saunders, James	87	* Shapiro, Stuart H.	109
Quaally, Maureen A	19	Renny, Paul A	50	Rosenbloom, Michael E	38	* Saunders, John E	137	* Sharer, Ian D	65
Queen, Christopher J	22	Renouf, Anthony J.W	59	Rosenthal, Edmond M	114	Saunders, John L	149	Sharkey, Phyllis C.	93
Queros, Gerald E R	14	* Retter, Andrew J.	94	* Rosindell, Andrew R	86	* Saunders, Judith C	132	Sharma, Baldev K	81
Quiney, Harriet E	103	Revesz, Elaine M	46	Rosindell, Eileen R.	87	Saunders, Rodney A.	21	Sharma, Darshan K	143
Quinn, John A.	98	Rew, Tony	88	Ross, Aubrey E	9	Savage, Neil C	50	* Sharma, Dev R.	143
Qureshi, Ghulam S.	20	Reynold, Josephine E	160	Ross, John C	88	* Sawa, George A	50	* Sharma, Jagdish R	99
Qureshi, Ibrar A	20	Reynolds, Gabriel	22	Ross, John S	148	Sawa, Letters	51	Sharma, Renu	43
Qureshi, Kamal	143	* Reynolds, George D.	131	Ross, Kevin A.	149	Sawa, Stephen A	52	Sharma, Saroj C.	142
Qureshi, Mashoodul F	173	* Reynolds, Richard A	76	* Ross, Vivian C	26	* Sawdon, Andrew J.	120	* Sharma, Virendra K	120
Qureshi, Mohammed Y	131	Rhodes, Elizabeth	15	Rothwell, Joanne L	100	* Sawyer, Derek A.	105	Sharman, Charles J.R.	104
* Qureshi, Murad	182	Rhodes, Graham D.J	108	Rounce, Katherine	9	* Sawyers, Dennis	65	* Sharp, Charles H.	74
* Qureshi, Mushtaq	184	* Rhoades, Jill	93	* Round, Christopher J	69	Sayer, David T	104	Sharpe, Anthony J.	167
* Rabbatts, Helen C	26	Rhys-Roberts, Matthew	121	Routledge, David W	95	Sayer, Michael R	81	Shaw, Audrey P	45
Rabbitt, Patricia M	57	Ribbins, Trevor H F	115	Routledge, Janet M.	92	Sayers, Amanda J	108	* Shaw, Carol A	20
Rabone, Albert E.	88	* Ribizzo, Angela	103	Rowe, Michael T.	161	* Sayers, Jack J.	20	Shaw, David L	108
* Rackley, Christopher T	136	Rice, Beryl A B	127	Rowe, William P.	154	* Sayers, Neil G	13	Shaw, Eric	39
* Radford, David A.	143	* Rice, Reginald	74	Rowland, Ronald E	40	Sayers, Neil G	15	* Shaw, George H.	4
Radford, Graham F.K.	28	Rich, Benedict	21	Rowley, Simon J.	43	Sawwell, John A T.	149	Shaw, John N	14
* Rae, Gita M	149	Richards, Derek M.	59	Rowntree, Alfred J.M.	99	Scales, David P	56	Shaw, Marc A.	7
Rafiq, Nafis	138	* Richards, Irene M	52	Roy, Donald J	179	Scanton, Linda	69	Shaw, Martin C	39
Raggert, John B	14	Richards, Paul	69	Roy, Manjula	118	* Scannell, Joan	8	* Shaw, Paula M	37
Ragnuth, Laleeta	75	Richards, Trevor A T	94	Roy, Mirmal C.	31	Scantlebury, Andrew R	179	* Shaw, Raymond J	88
Ragnuth, Nityanand	76	* Richardson, Alan J	75	Royal, Philip N.	168	Schlich, George W.	37	* Shaw, Roy E	32
* Rahman, Aatur	168	Richardson, David	59	Royappa, Benjamin A	43	Schlich, Kay L	37	* Shaw, Ruth M.	161
Rahman, Mohammad A.	98	Richardson, Lloyd S.	128	Roycroft, Arthur J	7	* Schmeling, Barbara J	183	Shaw, Thomas C D	119
* Rahman, Mohammed F.	172	Richardson, Marion	113	Royston, Angela	104	Schneideman, Alan	8	Shawcross, Valerie	38

Shead, Anthony W	127	Sloam, Alan M.	8	Sperling, Christine	26	Storer, Sally A	4	Taylor, Virginia	120
Sheerms, Alan A.	100	Slocombe, Agnes C	9	Spicer, Laurence	179	Stotesbury, Peter H.	114	Taylor, Warren R	75
Sheikh, Abdul K.	138	Slotover, Timothy J.H.	183	Spiers, Ian M.	113	Stott, William H	26	Tebbutt, Henry A (Jnr)	86
Sheikh, Mohammed I.	142	Small, John W.	64	Spinks, Michael J	51	Strachan, Peter A	173	Tebbutt, Henry A (Snr)	86
Sheikh, Mohammed S.	174	Small, Jonathan E.	103	Spitzel, Anthony M	21	Strank, Barbara E.	172	Tee, Jean M	137
Shelkys, Walter R	25	Smallman, Melanie	69	Spivack, Stewart	142	Strank, John T	173	Teebay, Andrew P.	95
Shelmerdine, Valerie	178	Smart, Conna M.M.	100	Spreadbury, Austin F.	52	Strauss, Richard C.	88	Tegg, Helen J.	86
Shenker, Jeffery	64	Smart, Michael W	57	Spring, Andrew M.	33	Street, Joan B	87	Temlett, Peter J	150
Shepherd, John D	14	Smeath, Robert J	155	Spruce, Christopher J	43	Street, John R	27	Tennyson, Graeme S G	119
Shepherd, Penelope A	119	Smethurst, Roger C.W.	75	Squires, Raymond	127	Strickland, Tessa M.E	177	Terrill, Anthony S	65
Shergill, Kanwal H	22	Smith, Adrian G.	25	Stacey, Audrey M	51	Stringer, Jack T.	162	Tester, Bryan P.	3
Sherling, Andrew M.	9	Smith, Adrien P	82	Stacey, Graham L.	132	Strong, Ivor W.	178	Tester, Margaret L.	3
Sherrington, Joliana	121	Smith, Alan	128	Stacey, Jason A	43	Studholme, Hugo WR	44	Tewari, Virendra K	144
Sherry, Neil V.A	93	Smith, Andrea	49	Stacey, Sidney W.	58	Stygal, Paul F	86	Thacker, Frank D	51
Sheward, James A	104	Smith, Andrew C	59	Stacy, Terry J	167	Style, Angela	148	Thacker, Rajeev K	179
Shields, John M.	103	Smith, Antony	57	Stafford, Andrew	51	Styles, Malcolm T.	15	Thain, Rita	65
Shields, Julie A.	162	Smith, Barbara G	103	Stafford, Benjamin	137	Sugarman, Peter M.	7	Thammaiah, Keekira A	80
Shine, Angela	9	Smith, Bridget G	132	Stafford, Catherine	75	Suggden, Alexandra E	70	Thane, John	33
Shine, Sybil S	33	Smith, Charlie	156	Stafford, Jeffery G.	86	Sukhram, Gusele	19	Thane-Pickering, Veronika	115
Shipley-Younan, Glen A	26	Smith, Chloe E.	80	Staggs, Eric J.	87	Sulaman, Takki E.	75	Thatcher, Carol L.	138
Shirley, Christopher K	109	Smith, Colin	13	Staight, Gary P	142	Sullivan, Anthony J.	69	Theed, Stanley A G.	162
Shocket, Susan	177	Smith, Colin	14	Staight, Walter L	143	Sullivan, David P.	127	Theobald, Andrew C	161
Shooter, Huw L	127	Smith, Colin	138	Stainer, Alan I	52	Sullivan, Jennifer E	172	Theodorou, Georgia	9
Shooter, Pamela B.B.	127	Smith, David J	173	Stainer, Lorice	52	Sullivan, Nicholas O	7	Theodorou, Tarik L.L.	154
Shrank, Jonathan Z	9	Smith, David M.A	118	Stainton, Frances M.	70	Sullivan, Robert E.	173	Thick, Angela M.	15
Shrimpton, Edward J	14	Smith, Deborah L.	57	Stally, Joan M	32	Sullivan, Robin	38	Thirski, Amanda J.	113
Shrimpton, John F	88	Smith, Edward M.I.	51	Stamirovski, Eva A	127	Sullivan, Terence J.	132	Thistle, Roger G.A	161
Shrimpton, Margaret A	14	Smith, Emma J.	4	Stanbridge, Gladys E.M	50	Summerfield, Sidney	3	Thomas, Alan G	3
Shrimpton, William F	13	Smith, Graham	174	Stanbrook, Ashley W.	174	Summerfield, Stanley F	49	Thomas, Bobby	113
Shukla, Prakash	99	Smith, Ian J	39	Stanbury, Linda F.	154	Summers, Josephine A	149	Thomas, Clifford S.	81
Shukur, Abdus	168	Smith, Irs G.	155	Stanbury, Steven G	154	Summers, Martin	64	Thomas, Elizabeth A.R.	86
Shulka, Anand	162	Smith, Jane O	114	Stander, Barry C	14	Sumner, Jake T	31	Thomas, Gillian F	56
Shuttleworth, Brenda M.	20	Smith, Jeanne M	94	Stander, Janet M	15	Sumner, Nigel R	44	Thomas, Jill	37
Shuttleworth, Sheila J.	69	Smith, Joseph	76	Stanford, Geraldine P.	131	Surey, Mark C	131	Thomas, Julie V.	98
Sian, Tarochan	144	Smith, Joyce	161	Staner, Eleanor M.	149	Suskin, Alfred G.	63	Thomas, Kathleen E.F.	44
Sibley, Thomas	99	Smith, Julian S	182	Stanley, Michael H.	13	Sussman, Leslie	8	Thomas, Margaret A	160
Siddiqi, Saied	142	Smith, Kathryn A	15	Stanley, Paul L.R.	82	Sutcliffe, Matthew L	125	Thomas, Michael C.	86
Siddiqui, Mohammad S.	64	Smith, Leslie A.	136	Stanley, Simon H.F.	108	Sutherland, Ian R.	184	Thomas, Paul A.	64
Sidhu, Rajwant	57	Smith, Liam A	3	Stanley, Timothy	69	Sutters, Mark R.	50	Thomas, Philip J.	39
Sidnell, Barbara A	105	Smith, Linda	63	Stanton, Alan P	75	Sutton, Derek R.	178	Thomas, Richard H.	21
Sidney, Elizabeth A	104	Smith, Margaret R	125	Stanton, Neil R.M.	87	Swaby, Eaton O	162	Thomas, Richard K.	153
Siemaszko, Marek	131	Smith, Martin G.C	88	Stanton, Nicholas P	155	Swain, Anne G.J	32	Thomas, Sheila M.	92
Siggins, Sheila C.	163	Smith, Nicholas D.J.	33	Stanton-Humpreys, Jane	33	Swain, Jonathan	167	Thompson, Alan W.	184
Sikorski, Carolyn M.	138	Smith, Patrick C.	172	Staples, Matthew G.B	8	Swaine, Ann L	82	Thompson, Andrew F	58
Sikorski, Patrick W	75	Smith, Paul J.	39	Stark, Michael J	143	Swallow, James M	144	Thompson, Andrew M.G	99
Silbiger, Valerie F	76	Smith, Pauline	13	Stark, Philip G	65	Swallow, John P	144	Thompson, Brenda D	27
Silk, Cynthia M.	33	Smith, Pauline	14	Starns, Geoffrey D.	86	Swan, Jeremy	178	Thompson, Frederick H.V	84
Sillman, Justin	169	Smith, Peter B	14	Stead, Robert S.	14	Swann, Pamela S.	57	Thompson, Heather	38
Sills, Christopher D	65	Smith, Peter J	99	Steads, Susan M.	163	Swannick, John	119	Thompson, Ian S.	65
Sills, Pamela Y.	64	Smith, Peter J	132	Steads, Andrew T	98	Sweden, Richard C	172	Thompson, Louise H	173
Silver, Bernard	185	Smith, Philip P.	119	Steedman, Derek C	56	Sweeney, Anne M.M.	162	Thompson, Maire S.B.	115
Silver, Eric	81	Smith, Ronald D	178	Steel, Arthur R.	20	Sweeting, Andrew T.	71	Thompson, Mark A.	131
Silver, Robert G.	38	Smith, Ronald J	82	Steel, Margaret J	52	Swinton, Ian D	51	Thompson, Martin A	182
Silvester, Edgar D	15	Smith, Stephen P	98	Steel, Michael C.F.	50	Syed, Matthew	149	Thompson, Michael	173
Sirkins, John C	39	Smith, Terence F	51	Steel, Robert W	161	Syed, Mohammad A.	132	Thompson, Nicola J	173
Sirmonds, David T	93	Smith, Toren J	120	Steele, Violet M.M.	22	Syed, Mustak A	167	Thompson, Peter	100
Sirmonds, Andrew	153	Smith, Vanessa K	100	Steggles, Annabelle J.	167	Sykes, Manuela	184	Thompson, Vera	177
Sirmonds, Errington E.	76	Smith, Victor H.	155	Steinberg, John B.M.	142	Symes, Frederick T	86	Thompson, Wendy B.	88
Sirms, Earl	119	Smith-Pryor, John G	173	Stephens, Paul J	15	Symonds, Gwendoline A	115	Thomson, Leonora H	45
Sirms, Ruth D.	183	Smulian, Mark N	63	Stephens, David M.D.	120	Symonds, Norman F	88	Thomson, Nikki	43
Siron, Tobias R.M	51	Smythe, Eric J.C.	51	Stephens, Roger A.	132	Tack, Katherine P.	121	Thorn, Jeremy J	115
Sironds, Mark R.	69	Smythe, Rita A.	51	Stephens, Rupert SJ	115	Taffs, Keith I	87	Thorn, Tracey	117
Simons, Patricia A	161	Snekgrove, Dons E.	65	Stephenson, Bill	81	Taft, Roy PC	104	Thorncraft, Dominic J	156
Simons, Stephen H	142	Snell, Peter J.J	64	Stephenson, Paul W	74	Taggart, David	31	Thorne, Anthony J.	81
Simonsson, Peter R.	115	Snooks, Albert J	167	Stepton, Anthony D	3	Taj, Mohammed	82	Thorne, John P	138
Simpson, James M.W	57	Snooks, Patricia	168	Stepton, Claire D.	3	Talbot, Emma E.	21	Thorne, Katherine H.	185
Simpson, Michael R.E	178	Snowball, Lorraine B	160	Stevanka, Joanna S	51	Tallboys, Richard G.	183	Thornhill, Peter G	45
Simpson, Russell C.	43	Soanes, Bonnie C	57	Stern, Julian E.	9	Tambourides, Andreas	7	Thornton, Sheila A	103
Sims, Andrew N	93	Sodha, Anusya V.	9	Sterne, Michael	100	Tandy, Colin L	15	Thorpe, Anthony R	163
Sims, Margaret E	81	Solomon, John	80	Sterne, Patricia M	98	Tanna, Ashwinkumar	155	Thurburn, Andrew J	119
Sinclair, Christopher R	120	Somers, Derek G.	148	Steven, James B.	50	Tannock, Timothy C.A.	109	Thurby, Desmond M	142
Sinclair, Coral K.E.	88	Somers, Rosemary	108	Stevens, Daphne E.	58	Tapsell, Elizabeth A.	119	Thurman, Audrey J	126
Sinclair, Kenneth D	20	Somers, William A.	109	Stevens, Ralph N	144	Tarby, Joy M.	168	Thwaites, Fiona M.	161
Sinclair, Louisa G	86	Somerville, Andrew N	183	Stevens, Roy T	126	Tatam, Robert F.	173	Thwaites, Richard C	59
Sinclair, Madeline M	142	Sommers, Lucy	65	Stevens, Simon	118	Tatlow, Pamela	177	Tibbets, Richard K.	133
Sinclair, Martin N.	88	Somper, Dawn A	32	Stevens, Valmai	142	Tatton-Brown, Alexandra M.	110	Tibbs, David C	105
Sinclair, Penelope A.	119	Son, Brian J	167	Stevenson, Brenda	76	Tatton-Brown, Joe	109	Tidball, Janet E	160
Singarayer, Anton J.	19	Sood, Kamajit S.	132	Stevenson, Norman S.	82	Taulbut, Anne E.	133	Tiplady, John C	8
Singh, Amarjit	137	Sookias, Lydia E.	38	Steventon, Keith L	65	Taverner, Janice	184	Tippett, Gwynfor	127
Singh, Gurcharan	46	Sotiriou, Vasilios	51	Stewart, Alan H	138	Taylor, Barrie K.	184	Titmuss, James P	31
Singh, Jagjwan	99	South, Alison J.	3	Stewart, Deborah A.	163	Taylor, Barry I.	58	Tobin, Julian J.	81
Singh, Renu	45	South, Laurence	113	Stewart, Ligaya	137	Taylor, Barry H	27	Tobler, Stefan D	104
Singh, Sarabjit	93	South, Paul R	4	Stewart, Lily W.	178	Taylor, Christopher W	26	Todd, Vivienne	156
Singleton, Elizabeth	75	Southall, Mark B	172	Stewart, Margaret	153	Taylor, Douglas	50	Tombolis, Frikos G.	182
Sizer, Eric G	173	Southwell, Geoffrey C.L	50	Stewart, Nicholas J.C.	103	Taylor, Douglas A	104	Tomlin, Ernest P	109
Sizer, Gerald	58	Sower, Philip	51	Stewart, Roger PD.	9	Taylor, Frances	110	Tomlin, Graham R	93
Skacel, Patricia O	80	Spacey, Michael A	133	Stillerman, Norman	82	Taylor, George R	27	Tompkins, Jacob A	108
Skelly, Robert J.	154	Spalding, Malcolm D.	109	Stimson, David O.	113	Taylor, George T	88	Toms, Albert K.	81
Skelly, William	155	Spalding, Peter L	37	Stimson, Michael A.	113	Taylor, Ian C	93	Toms, Leonard C	92
Skelton, Edward G	142	Sparham-Souter, Ian J.	105	Stirling, Sheila J.	57	Taylor, Jennifer C.	131	Tooze, John L	39
Skinner, Bob R.	26	Spurling, James P.	178	Stirling-Gibb, Richard A.	185	Taylor, John B.	120	Tope, Graham M.	161
Skipper, Sylvia	75	Sparrow, David G	148	StJohn Howe, Louise V.	184	Taylor, John W.	26	Topol, Steven J	149
Skipworth, Janet	81	Sparrow, Therese	148	Stockbridge, Ronald J.	125	Taylor, Kristine A.C	126	Torney, Richard S.	20
Skipworth, John C	82	Sparrowhawk, Edward H	138	Stocker, Catherine	93	Taylor, Mark E	39	Torrens, Francis A	143
Skolar, Peter J	8	Spawls, Louisa M.	148	Stocker, Ian	87	Taylor, Martin	125	Torres, Rhoda M	183
Skyles, Mary M.A.	136	Spawls, Victoria M.	9	Stockley, Neil	125	Taylor, Martin H	25	Tosh, John S	99
Slater, Gerda	13	Speed, Frances M.	27	Stockwell, Mark B.	38	Taylor, Norman F.	82	Totnian, Rosemarie	104
Slater, Mary C.	45	Speller, Sharon	143	Stokoe, Jill	45	Taylor, Raymond G.	26	Townsend, Deborah A.	32
Slater, Stuart R.	14	Spence, Huntly G	31	Stone, Brian	32	Taylor, Robert G	92	Townsend, Mary E	98
Slaughter, Andrew	70	Spence, Peter B.	86	Stone, Derek A	125	Taylor, Roger C	39		
Slaughter, June E.	15	Spencer, Anthony	108	Stone, Geoffrey L.	148	Taylor, Rosamund J	82		
Slaughter, Michael A	15	Spencer, Anthony P.	8	Stone, Jacqueline A	50	Taylor, Susan A	25		
Slee, Claudia A.	58	Spencer, James A	64	Stone, Kay M.	65	Taylor, Thomas P.	21		
Sleigh, Joseph P	33	Spencer, Mavis	79	Stone, Solveig	93	Taylor, Tracy R.	93		
Slipman, Michael	9	Spencer, Patrick D	109	Stone, Trevor	52	Taylor, Valerie M	142		
Slipper, Avril E.M.	37	Spenser, Bruce	64	Stonard, Lez	58				

Tozer, Peter J	25	Veitch, June D.	153	Warshaw, Ronald D	80	Whitton, Robert D	87	Winters, Simon J	184
* Tracey, Katharine R	179	Venables, Dorothy J	109	Warshaw, Sylvia	82	Whitworth, Ronald E.	87	* Wise, Susan M.	126
* Travers, Gillian M	81	Venables, Hugh S	109	* Warwick, Frederick	137	Whyce, Bons	51	* Witham, Keith	114
Tray, Richard L	184	Venmans, Johannes A.	183	* Washington, Richard C	103	Wicks, Andrew	15	Withers, Dorothy G	57
* Treble, William F.	149	Venour, Henry S H.	80	Waterhouse, Hilary J.	40	* Wicks, Josephine	69	* Wlaker-Arnott, Brian R	109
Trebley, Roy	9	* Vernazza, Andrew	93	Waterman, Harold	8	* Wicks, Peter J	46	Wolcombe, Patrick	155
Trelawney, William M	119	Vernazza, Jennifer	93	Waters, John	14	Wicksteed, Charles E	7	Wollon, Michael J	69
* Trellogan, Charles W	70	Verner, Linda E	161	Watkins, Daniel	70	Wicksteed, Yvonne	8	* Wombwell, Gerald A	70
Trenin, Francis	155	Vernon, Stephen J	149	Watkins, Graham J	87	* Wigggett, Ivor	51	Wonderling, Irene C.	66
Tresise, Jane E.	149	Versallion, Mark	80	Watkins, Millicent J	8	Wiggin, William	69	* Wood, Alastair	110
* Trevor, Edward G.	161	Vick, Shirley J.	13	Watkins, Peter D	13	Wilcock, Alexander I.M C.	168	* Wood, Caroline B.T	87
Trevor, Heather J	161	Vickers, Peter	126	Watson, George E	119	Wild, Sam	121	Wood, Gwenda M.	184
Trinder, Joan B	44	Vickery, Albert R	177	* Watson, Neil C	154	* Wilder, Ian G	182	Wood, James A.H.	120
Trott, David C J	121	Vidal, Michael	65	Watson, Winifred	69	Wildsmith, Anthony D	9	* Wood, Michael D	88
Trott, Lesley F	121	Vidal-Hall, Angele M	108	* Watt, Ruth M	125	Wilkes, Ian H	87	Woodcock, Lyn E.	45
* Trotter, Joseph R	103	Vidler, Jean	113	Watts, Faith P	142	Wilkes, Pamela E.	88	Woodcraft, Barbara J	57
* True, Nicholas E.	148	Vigay, Denis E	8	Watts, George A	50	* Wikkie, Sheldon A.	177	* Woodcraft, Brian J	59
Trueman, Hayley	126	Villanueva, Amanda L	149	Watts, Ian F	149	Wilkin, John A	105	Woodhead, David J	59
Trueman, Jeannie	86	Villiers, Theresa A.	71	Watts, Mary C	114	* Wilkinson, Anthony M.	26	* Wooding, Rosetta E	103
* Trusedale, Peter J	118	* Vince, Glynis L.	50	Watts, Richard F	26	Wilkinson, Carol	14	Woodley, Christopher R	178
Truss, Elizabeth M.	59	Vince, Roger D	51	Watts, Ronald E	31	* Wilkinson, Gregory	70	* Woodley, John G	161
Tuck, Anthony E.	178	Vince, Stanley W	14	* Wauchopo, Piers	14	* Wilkinson, John P.	13	* Woodley, Louisa P.	39
Tucker, John P	161	Vincent, Bryan T.	87	Waugh, Sharon	113	Wilkinson, Linda M.B.	51	* Woodley, Margaret M	160
Tucker, Rosina S	167	* Vincent, Gregory J.	136	* Way, Anthony F	92	Wilkinson, Susan	104	Woodman, John B	112
* Tucker, Simon P	172	Vineall, Nicholas	156	* Way, Marion	93	Willett, Michael	74	Woodnutt, Jane F	94
* Tuckey, Charles H	173	* Virdee, Harvinder S	138	Weal, Patricia B M	26	* Willetts, Colin	27	* Woodruff, Bryan	148
Tuer, Michael J.	178	Virk, Mahesh	113	* Weale, Mary C.	109	* Williams, Alan J	7	* Woodruff, Maureen J.M	148
Tuffin, Allan W.	144	Vitelli, Siobhan	178	Wearden, Pauline N	75	Williams, Amanda J	27	* Woodroffe, Simon R	45
Tuffin, Mary E	142	* Vivian, Richard A H	178	Weare, Glyn A	138	Williams, Anne M.	133	* Woodrow, Brian	33
* Tuffrey, Michael W.	120	Waddington, Richard J	33	* Weatherhead, Doreen M	109	Williams, Anthony P	184	Woods, Geoffrey D.	88
* Tuit, Catherine	169	Wade, Andrew G	34	Webb, David	168	Williams, Connie P.	82	Woods, Leonard D.	27
Tunstill, Mark J.R	154	Wade, Linda A	109	Webb, David H	174	* Williams, David	70	* Woods, Peter C.	27
Tipper, Diana	108	* Wade, Terence G W	3	Webb, Edward C.	74	Williams, David C	88	Woodthorpe Browne, Barbara	110
Tupper, Martin C.	177	Wade-Jones, Olwen M	26	* Webb, Harry A.	88	* Williams, David R.	148	Woodthorpe Browne, Robert	110
Turni, Leon H	19	Waghorn, Beryl F.	144	Webb, Royston A.J.	155	* Williams, David T.	132	* Woodward, Anne	148
* Turnbull, Jake	31	Wagner, Erich	33	Webb, Susan F	173	* Williams, Eric G.	173	* Woolcott, Peter D.	173
* Turner, Allan J.	7	Wagstaff, Peggy L.K	13	* Weber, Mary E.	149	Williams, Everton O	19	Woolford, Raymond D.	118
Turner, Barbara D.E	33	* Wainwright, John P.	3	Webster, Edwan	156	Williams, Gareth D.	45	* Woolnough, Graham A.	172
Turner, Caroline	87	Wainwright, Margaret G.V	95	Webster, Gordon C.	183	Williams, Gilbert E	118	Wootton, John L.	110
Turner, David W.	154	Wait, Angela J	172	* Webster, Joseph G.	88	Williams, Hannah E.	15	* Worby, Maureen M.	4
Turner, Derek A.	125	* Wakefield, John R	57	Webster, Patricia M.L	65	Williams, Janice D	15	* Wordingham, Christopher D.	25
* Turner, James	33	Wakefield, William	167	* Weekes, Brian C M.	31	Williams, Jennifer A.	173	Worke, John A.	103
* Turner, Kenneth M.	142	Wakelin, Albert R	20	Weeks, Gladys E	76	Williams, John A	155	Worsley, Anne V.	154
Turner, Michael	27	Walden, Georgina	75	Weeks, Graham J	43	Williams, John D	15	Worth, Jeannette A.	138
Turner, Peter J	162	* Wales, Robert A.	136	Weiks, Amanda J.	177	Williams, Karl R.	39	Wortley, Hilary V	160
* Turner, Philip J	33	Wales, Simon D.	28	* Weinberg, Alan E.	142	Williams, Kathleen A	103	Wortley, Stephen M	51
Turner, Robert K	103	Walker, Andrew J	142	Welch, William F.B.	161	Williams, Laurence	15	Worton, David	184
Turner, Simon N	184	Walker, Charles A R	177	Weller, Brian D.	177	Williams, Lawrence E.	8	Wren, Nicholas R.G.	132
Turner, Susan	13	* Walker, Geoffrey A	173	Wellesley, William V	110	Williams, Margaret C	148	Wrench, Derek	14
Turner, Susan	14	* Walker, James L	38	Wells, Jeffrey K.	75	Williams, Margery	172	Wright, Allan M.	144
* Turner, Victor F.	136	* Walker, Mary M	38	Wells, Richard J	27	Williams, Maria M.G	155	Wright, Anthony D.	51
Turton, Craig	75	Walker, Paul A.	75	Wells, Violet P	173	* Williams, Marian	167	Wright, Betty	368
Tushaw, Michael G	82	* Walker, Raymond G A	59	Wenley, Robert M G.	20	Williams, Mark	65	* Wright, Christopher	168
Tuson, Patricia A.	103	Walker, Roland G W.	33	Werner, Alexander T	108	Williams, Martin D.	177	Wright, Colin E.	13
Tutchell, Derek J A	149	* Walker, Sarah V	21	West, Anthony	98	Williams, Michael E.	174	Wright, Colin E.	14
Tuthill, John J	115	* Walker, Timothy J.	33	* West, Margaret M	4	Williams, Neil	76	Wright, David J.	160
* Tutt, Leonard W.	28	Woll, Alan J	19	West, Patricia F	38	Williams, Netti M.	119	Wright, Fiona	160
Twelvetrees, John R.	15	Wall, Gerard S	31	West, Paul F	37	Williams, Richard R	177	Wright, Hilda M.	127
Twite, Sally P	34	* Wallace, Anthony S.	160	Westbrook, Ida	9	Williams, Ronald S	162	Wright, James M.	127
* Twomey, Patricia A.	4	Wallace, Ewan G	154	Westgate, Marguerite B.A	126	* Williams, Simon P	178	Wright, Jane A	120
Tyndall, Makolm M.	49	* Wallace, Myfanwy A	162	* Westmorland, Barbara	148	Williams, Simon T	25	Wright, Martin J	110
* Tyne, John	142	Wallace, Patrick J	178	Weston, Peter G J.	15	Williams, Stephen	51	Wright, Martin P.G	32
Tyrell, Albert J	95	* Wallace, Sarah S	161	Wetheridge, Eileen S	14	Williams, Vera G	185	Wright, Mary C	50
Ubsdell, John A.	142	Walley, Geoffrey D.	20	Whalley, Andrew J.	161	* Williams, Vernon E.	65	Wright, Nicholas A.	27
Uddin, Ala	168	Wallis, Barbara R	32	* Wharfe, Pamela	99	Williamson, Albert	142	* Wright, Peter D	184
* Uddin, Mohammed S	168	Wallis, Spencer R	98	Wharton, Robert	21	Williamson, Graham K	87	Wright, Robert J	143
Uddin, Mohammed S	169	* Walton, Stuart	98	* Wheatley, Robert	173	Williamson, Rosamund J D D	163	* Wright, Stephen J	167
Udell, Brian A	38	* Walsh, Garry	183	Wheeler, Renee L.	7	Williamson, Vivienne R	21	Wright, Wendy H	15
Ukandu, Mark B	63	Walsh, John J.	172	Wheeler, Sharon	26	Willis, Sheila E.E.	40	Wrigley, Lisa	178
Ullah, Mohammed H	168	Walsh, Maureen D.	178	* Wheeler, Terence V.	172	* Willmott, Nigel	74	* Wunn, Michael D.	38
* Ullah, Salim	167	Walsh, Michael C.	64	* Whelan, Clare R.	121	* Willott, Jennifer N.	133	Wyatt, Jenfer M.	149
Umbers, Penelope	178	Walsh, Thomas J	131	* Whelan, John A	121	* Willoughby, Laura C	104	* Wyatt, John A	52
Underwood, Garth L	93	Walster, David J	81	Whelton, Martin J.	160	Willsher, Kevin J.	161	Wyatt, Ronald W.	143
Underwood, Neal G	44	* Walter, John F	173	Whetstone, Norah M.	126	Willsher, Bryan G.	104	* Wykes, Joan K.	26
Unsworth, Robert P	178	Walters, Aston E.	21	Whitaker, Edward H	26	Wilshire, Kenneth J.	133	Yacobi, Anik	7
Urquhart, Nicola M	149	Walters, David R	32	Whitaker, Henry	32	Wilson, Alexander J	94	Yalouros, Peter	9
* Usher, Michael S	93	Walters, Lois	131	Whitaker, Sonia M	27	Wilson, Allan	98	Yandle, John C	148
* Usher, Katherine A	121	Walton, Dean M.	126	Whitby, Mary	39	Wilson, Ann B	44	* Yarrow, David A	94
Usukumah, Comfort O.	86	* Walton, Ian	126	* White, Alan M.	121	Wilson, Barbara M.	143	Yasin, Shaheen	144
Uwadiae, Samuel E	177	* Walton, Mark J	51	* White, Brian	131	Wilson, Chloe	153	* Yates, Anne	154
* Uz-Zaman, Motin	168	Wanden, Keith J	173	* White, Ernest J	3	* Wilson, David C.	126	Yates, Gordon T.	27
* Vahib, Hassan	154	Ward, Anthea D P	104	White, Francis P.	114	Wilson, Edward M.	70	* Yates, John M	50
Vaiani-Husar, Louis G	110	* Ward, Barbara	33	White, Garry L	87	Wilson, Michael L	100	Yates, Valerie	98
* Vaja, Jyoti	103	* Ward, Christopher	38	* White, Jane M	179	Wilson, Michele A.	103	Yeldham, Michael A	161
Valladares, Mark J.	156	Ward, Daniel	27	White, John R	32	Wilson, Neil J.	137	Yeldham, Patricia L.	163
van Colle, Irwin	19	Ward, David C	114	White, Leslie J	13	Wilson, Paul W.P.	121	* Yeldham, Robert J.	27
van der Valk, Josna M.	75	Ward, Frank G	127	* White, Michael J	87	Wilson, Peter D	110	Yelland, Nicholas A	113
van der Walt, Jon D.	155	Ward, Ian H	144	White, Raymond	7	Wilson, Richard C	125	Yeoman, Elizabeth A.	142
van Dinter, Carolann	149	Ward, Iris B.	127	* White, Rev. Andrew P.B	7	Wilson, Philip R.	114	* Yeoman, Philip R.	8
van Laer, Emile R C	92	Ward, Jacqueline L	131	White, Russell J.K	57	Wilson, Richard T.	87	* Yerolemou, Barbara C	44
* van Rozen, June M.	3	Ward, John R.T	31	* Whitehead, Anne E.	81	Wilson, Ronald P.	127	Yoganathan, Mylvaganam Y.	114
van Tongeren, Tracey L	178	Ward, Peter N	161	Whitehead, Paul M	132	Winborne, Pamela A	144	Yonge, William J G R.	69
* Vanier, Bernice	74	Wardell, Patricia I.	173	Whitehouse, Sarah A	177	Winbourne, Barbara	118	Young, Angela M	74
Vara, Shailesh	33	Wardle, Elizabeth R	7	Whitelaw, Heather	64	Winchester, Shirley L	153	* Young, Anthony C.B	45
Vardakis, Panayiotis K	110	Wardle, Philip J	183	Whitelegge, Angela M	182	Windall, Gillian F	27	Young, Carolyn M	120
* Varley, Frederick W.	44	Ware, Owen H.L	89	* Whitelock, May E	88	* Windross, Andrew	64	* Young, David	64
* Varma, Surinder N	43	* Warner, Judith A	183	* Whitfield, Alick	110	* Wines, Hilary J	154	Young, David A	174
Varney, Andrew R.	99	* Warner, Raymond P	27	* Witham, Graham G.	162	Wing, Colin E	182	Young, Janet E	46
Varney, Diane G	46	Warren, Caroline S.	88	* Whiting, David J.	126	Wing, Janet C	114	* Young, Martin F.	168
Varsani, Vipin P.M.	80	Warren, John	20	Whiting, Maureen B	37	* Wingfield, Robert I	154	Yousif, Mohammed	174
Vaswani, Edelgard	9	Warren, John G	76	* Whitley, Andrew B	185	Wingrove, Ian B	63	Yousef, Naseem	99
* Vaughan, Jenny	70	Warren, Keith R H	150	Whitley, Robert E	51	Wingrove, Paul A	161	Yusuf, Muhammad N	148
Vaughan, Philip M	104	Warren, Patrick M.	177	Whitlock, Rosemary L.	177	Winkfield, Nicholas J.	44	Zabavnik, Bozidar	69
Vaughan, Rory	70	Warren, Peter J.C	105	* Whitney, Reginald	86	* Winter, Michael A.	88	* Zahawi, Nadhim	179
* Vaughan, Winston	137	* Warrick, Paul T.P.	108	* Whittall, John T.D	148	Winter, Michael R	88	Zaidi, Hassan	70
Vaught, Peta V.	99	Warrick, Rex C	33	* Whittingham, Diana M	177	Winterbotham, Melanie M.	93	* Zakriya, Mohammad	21

^ Zaman, Abul	75
Zamir, Mohammed	143
Zantödes, Martha	179
Zeid, Eleanor J.	82
Zeid, Jeremy S.	81
Zetman, Ivor	50
Zetter, Lionel D	49
^ Zetter, Malcolm J.	88
Zetterlund, Ulrica P.	177
Ziff, Darren S.	32
Zlotnick, Wendy	50